

2019

# TERTIARY EDUCATION STATISTICS

2019



HUMAN  
RESOURCE  
DEVELOPMENT  
COUNCIL  
of BOTSWANA



STATISTICS BOTSWANA



# **TERTIARY EDUCATION STATISTICS 2019**

**Published by:**

Human Resource Development Council,

Private Bag BR 108, Gaborone

**Tel:** +267 3930741

**Fax:** +267 3920740

**Email:** [marketingcomms@hrdc.org.bw](mailto:marketingcomms@hrdc.org.bw)

**Website:** [www.hrdc.org.bw](http://www.hrdc.org.bw)

**August 2020**

**ISBN:** 978-99968-479-9-8

Extracts may be published if source is duly acknowledged.

August 2020 © Copyright Reserved.

Copyright © Human Resource Development Council. 2020



## **Acknowledgements**

This report would not have been possible without the valuable contributions of our key stakeholders and other notable individuals. The Council would like to express appreciation to all the Tertiary Education Institutions in Botswana for their participation in the 2019 Institutional Census. Particularly, we want to thank the Institutions for their unwavering support and commitment for continued annual submission of data to the Council.



## FOREWORD



The Human Resource Development Council (HRDC) is pleased to release the “Tertiary Education Statistics Report” for the academic year ending 30th June 2019. This is an Education and Training statistics report that is compiled annually and provides a comprehensive set of indicators for monitoring and evaluation of the Education sector as well as providing a base for regional and global benchmarks. It gives an insight on standard concepts and other definitions of general indicators as well as an update on the list of registered Higher Education Institutions which form part of the Tertiary Education Institutions in Botswana.

Reliable and authentic data and information has always been in high demand by policy makers, students and researchers globally and as such, the release of the 5th Report on Tertiary Education Statistics provides extensive data on various indicators of Higher Education in Botswana. Furthermore, it serves as a guide to our stakeholders on the types of programmes offered by different institutions.

The Council acknowledges and commends the work done in producing this report and would like to thank all the Higher Education Institutions, Botswana Qualifications Authority and Botswana Examination Council for their enthusiastic participation in the 2018/19 Institutional Census. Lastly, the Council appreciates Statistics Botswana for providing guidance and subsequent endorsement of the report as representing the “official 2019 Botswana Tertiary Education Statistics”.

Wishing you a joyful reading,

---

Dr. Raphael Dingalo  
Chief Executive Officer  
Human Resource Development Council  
August 2020

## PREFACE



This is the fifth publication of the Tertiary Education Statistics Report produced through a collaborative effort between Statistics Botswana and the Human Resource Development Council. In 2015, the two Organisations signed a Memorandum of Understanding which paved way for data and information sharing as well as capacity enhancement in the area of education, in particular tertiary education. Since the signing of this MoU, the two organisations have engaged in different areas including provision of data to inform the labour market observatory among others.

In recent times, we have observed a growing demand for education data to track learning achievement in the sector as well as identify areas requiring specialised focus. This increased demand challenges our organisations to explore innovative methods of collecting and processing data to continue producing this important reports timely.

Botswana as a signatory of the agenda 2030 is committed to achieving the sustainable development goals, especially the fourth goal of ensuring inclusive and equitable quality education and promoting lifelong learning opportunities for all. Monitoring this goal requires close collaboration between the HRDC and Statistics Botswana on the one hand and other organisations who generate information for this report.

We note the commitment of the HRDC in ensuring that this product is availed within the expected periodicity to inform planning and education policy formulation and monitoring. Statistics Botswana will continue to work closely with the HRDC within the framework of the MoU to ensure that data used for producing this report is conforms to the fundamentals of official statistics.

I thank you

A handwritten signature in black ink, appearing to be 'BM', written over a horizontal line.

Dr. Burton Mguni  
Statistician General  
Statistics Botswana  
August 2020

# TABLE OF CONTENTS

Acknowledgements .....	ii
Foreword .....	iii
Preface .....	iv
List of Figures .....	vi
List of Tables .....	vi
List of Acronyms .....	vii
<b>1.0 Introduction .....</b>	<b>10</b>
1.1 Tertiary Education Report.....	10
1.2 Objectives of the Report.....	10
<b>2.0 Methodology .....</b>	<b>11</b>
2.1 Scope .....	11
2.2 Data collection Instruments .....	11
2.3 Response Rate.....	11
2.4 Confidentiality of Information Collected .....	12
2.5 Data Analysis.....	12
2.6 Methodological Challenges .....	12
<b>3.0 Participation in Tertiary Education .....</b>	<b>13</b>
3.1 Student Enrolment.....	13
3.1.1 Enrolment Trends.....	13
3.1.3 Enrolment by Institution Type.....	14
3.1.4 Enrolment by Qualification Type .....	15
3.1.4.1 Level-wise Enrolment .....	15
3.1.4.2 Level-wise Enrolment and Equality .....	16
3.1.5 Enrolment by Level of Qualification and Institution Type .....	17
3.1.6 Enrolment by ISCED field of Education .....	17
3.1.6.1 Enrolment by Field of Education .....	17
3.1.6.2 Sex distribution by ISCED field of Education .....	18
3.1.6.3 Enrolment by ISCED and level of Qualification .....	19
3.1.6.4 Enrolment Trends by broad fields of Education 2009-2019 .....	22
3.1.7 International Students .....	23
3.1.8 Gross Enrolment Ratio.....	24
3.1.8.1 Gross Tertiary Enrolment Ratio .....	24
3.1.8.2 Trends in Gross Tertiary Enrolment Ratio (%) 2005-2019 .....	25
3.1.8.3 Gross Tertiary Enrolment Ratio-Comparison .....	26

# TABLE OF CONTENTS

<b>4.0</b>	<b>Transition .....</b>	<b>27</b>
4.1	Transition from Basic to Tertiary Education .....	27
4.1.1	Number of BGCSE Candidates .....	27
4.1.2	Transition Rate.....	27
<b>5.0</b>	<b>Graduates.....</b>	<b>28</b>
5.1	Tertiary Education Graduates.....	28
5.1.1	Trends .....	28
5.1.2	Graduates by level of Qualification .....	29
5.1.3	Graduates by Institution type and level of Qualification .....	30
5.1.4	Graduates by ISCED Broad groups and Level of Qualification .....	30
<b>6.0</b>	<b>Budget.....</b>	<b>33</b>
6.1	Number of Tertiary Students on Government sponsorship.....	33
6.1.1	Trends .....	33
<b>7.0</b>	<b>Annexes .....</b>	<b>34</b>
7.1	Enrolment in Private Institutions .....	34
7.2	Enrolment in Public Institutions .....	55
7.3	Graduates in Private Institutions .....	86
7.4	Graduates in Public Institutions.....	99
7.5	List of Tertiary Education Institutions .....	119
7.6	ISCED 2011 Broad Groups And Fields Of Education.....	120



## LIST OF FIGURES

Figure 1: Composition of the 2018/19 Tertiary Education Census participants .....	11
Figure 2: Student Enrolment Trends 2003-2019 .....	13
Figure 3: Trends of GPI in student enrolment 2013-2019 .....	14
Figure 4: Student Enrolment by Levels - 2018/19 .....	15
Figure 5: Proportion of female and male enrolment by type of level of qualification 2018/19 ....	16
Figure 6: Enrolment by Field of Education-2018/19 .....	17
Figure 7: Proportion of female and male enrolment by field of Education -2018/19 .....	18
Figure 8: Enrolment Trends by broad fields of Education 2009-2019 .....	22
Figure 9: Trends in Gross Tertiary Enrolment Ratio (%) 2005-2019.....	25
Figure 10: Gross Tertiary Enrolment ratio Comparisons .....	26
Figure 11: Graduates Trends 2009-2018.....	28
Figure 12: Figure 12: Number of Graduates by Qualification Level .....	29
Figure 13: Tertiary Education Students on Government Sponsorship - 2008/9 - 2016/17. ....	33

## LIST OF TABLES

Table 1: Tertiary Institutions response rate 2018/19 .....	11
Table 2: Enrolment by institution type and Sex -2018/19 .....	14
Table 3: Students Enrolment by level of qualification - 2018/19.....	16
Table 4: Student Enrolment by Level of Qualification and Institution Type-2018/19.....	17
Table 5: Student Enrolment by ISCED and level of Qualification - 2018/19 .....	19
Table 6: Student Enrolment by Institution, ISCED group and Gender 2018/19.....	19
Table 7: Student Enrolment by Country of Origin - 2018/19 .....	23
Table 8: Gross Tertiary Enrolment Ratio 2007-2019.....	24
Table 9: Total Number of BGCSE Candidates.....	27
Table 10: New Intake and Transition Rate by Type of TEIs 2018/19.....	27
Table 11: Graduates by institution and qualification .....	29
Table 12: Graduates by Institution and Qualification level.....	30
Table 13: Graduates by ISCED broad groups and Qualification level.....	30
Table 14: 2019 Graduates by Institution, ISCED group and Qualification.....	31

## LIST OF ACRONYMS

<b>BEC</b>	Botswana Examination Council
<b>BQA</b>	Botswana Qualifications Authority
<b>DTEF</b>	Department of Tertiary Education Financing
<b>ETPs</b>	Education and Training Providers
<b>GPI</b>	Gender Parity Index/Indices
<b>HEIs</b>	Higher Education Institutions
<b>HRDC</b>	Human Resource Development Council
<b>ISCED</b>	International Standard Classification of Education
<b>SB</b>	Statistics Botswana
<b>STEM</b>	Science, Technology, Engineering and Mathematics
<b>TVET</b>	Technical and Vocational Education and Training
<b>TEIs</b>	Tertiary Education Institutions
<b>TESR</b>	Tertiary Education Statistics Report
<b>UIS</b>	UNESCO Institute for Statistics
<b>UN</b>	United Nations
<b>UNESCO</b>	United Nations Educational, Scientific and Cultural Organisation

## **1.0 INTRODUCTION**

### **1.1 Tertiary Education Report**

The Human Resource Development Council (HRDC) Strategic Plan of 2016-2021 has endorsed the production of the Tertiary Education Statistics Report on an annual basis. The report presents real time statistics, data and indicators on Botswana's tertiary education landscape. It provides baseline data for planning and evidence based decision making for the education sector. It further provides summaries of the information received from registered Tertiary Education Institutions (TEIs) under Botswana Qualifications Authority (BQA). Data collected is mainly on student and staff for the academic year 2018/19 (July 2018 to June 2019). The 2018/19 report provides statistical information on student enrolment, graduation, certification, institutional staff as well as other relevant information from the education and training entities. It includes key financial statistics pertaining to total government expenditures on tertiary education for the period 2018/19. Indicators of educational development such as institution density, gender parity index, gross enrolment ratio and unit cost are calculated from the data. These indicators are useful for further research in the development of the education sector.

The data and statistics contained herein has been quality assured and endorsed by Statistics Botswana (SB), a body responsible for the provision of national statistics. The report is also a bench mark for reporting to the United Nations Educational, Scientific and Cultural Organisation (UNESCO), through the UNESCO Institute for Statistics (UIS). The UIS is the statistical office of UNESCO and it is the United Nations (UN) depository for global statistics in the fields of education, science and technology, culture and communication. As such the office requires data and information on an annual basis from all member states.

### **1.2 Objectives of the Report**

The objectives of the 2019 report are to:

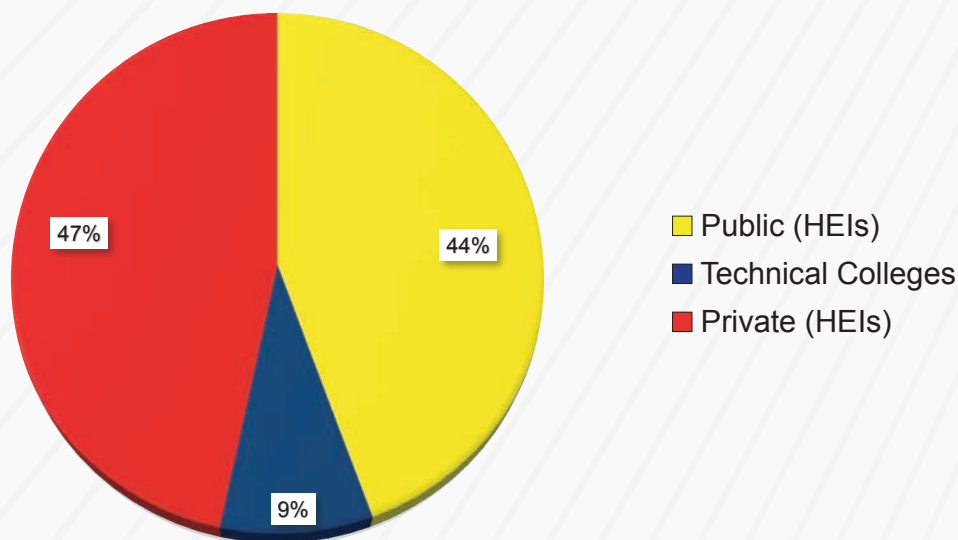
- a) Produce 2019 tertiary education indicators
- b) Promote usage of timely statistics
- c) Provide baseline statistics for the Education sector
- d) Support planning and monitoring of the sector projects.

## 2.0 METHODOLOGY

The methodology used for the 2018/19 census describes the design, data collection method, procedures as well as techniques used to collect and analyse data for the report. The census was undertaken from the 1st of October 2018 to the 31st May 2019.

### 2.1 Scope

The 2018/19 tertiary education institutional census covered a total of 44 tertiary education institutions (both private and public) which was made up of 40 Higher Education Institutions (HEIs) and four Technical Colleges. The collection excluded data on short courses with the duration of up to six months. Figure 1 is a pictorial presentation of tertiary education institutions that took part in the 2018/19 census.



**Figure 1: Composition of the 2018/19 Tertiary Education Census participants**

### 2.2 Data collection Instruments

The data collection instrument comprised of a fourteen paged Microsoft excel template. Tertiary Education Institutions were required to complete the templates during the first semester of the academic year and submit to HRDC. The data collected included academic and non-academic staff, student's enrolment, programmes, examination results, disability information, scholarship, finance and Public Institutions budgets/allocation among others. Administrative records on education related statistics were sourced from key stakeholders such as Statistics Botswana, Botswana Examination Council (BEC) and Department of Tertiary Education Financing (DTEF).



## 2.3 Response Rate

The response rate from tertiary institutions with respect to 2018/19 census is reflected in table 1 below;

**Table 1: Tertiary Institutions response rate 2018/19**

Public		Private
Higher Education Institutions	Technical Colleges	Higher Education Institutions
20(100%)	4(100)	20(100%)

## 2.4 Confidentiality of Information Collected

All the information collected in the 2018/19 census was used only for compiling statistics and no individual personal information was divulged. Individual personal information was removed in the processing of data to ensure that it could not be deduced from statistics contained in detailed tabulations. This was done to protect the confidentiality of students and staff personal information provided by institutions.

## 2.5 Data Analysis

The data was analysed using Microsoft Excel and Microsoft Access. The data was standardised using the International Standard Classification of Education (ISCED 2011) which is a standard classification designed to serve as a statistical framework for assembling, compiling and presenting comparable indicators and statistics of education both within individual countries and internationally. The required tertiary education indicators were then calculated and quality assured by Statistics Botswana.

## 2.6 Methodological Challenges

The following challenges were encountered in the course of data collection;

- Data inconsistency
- Data gaps/ incomplete submission
- Late submission beyond the reference period
- Change of focal persons in other institutions

These delayed the production of the report but did not affect the quality of the output.

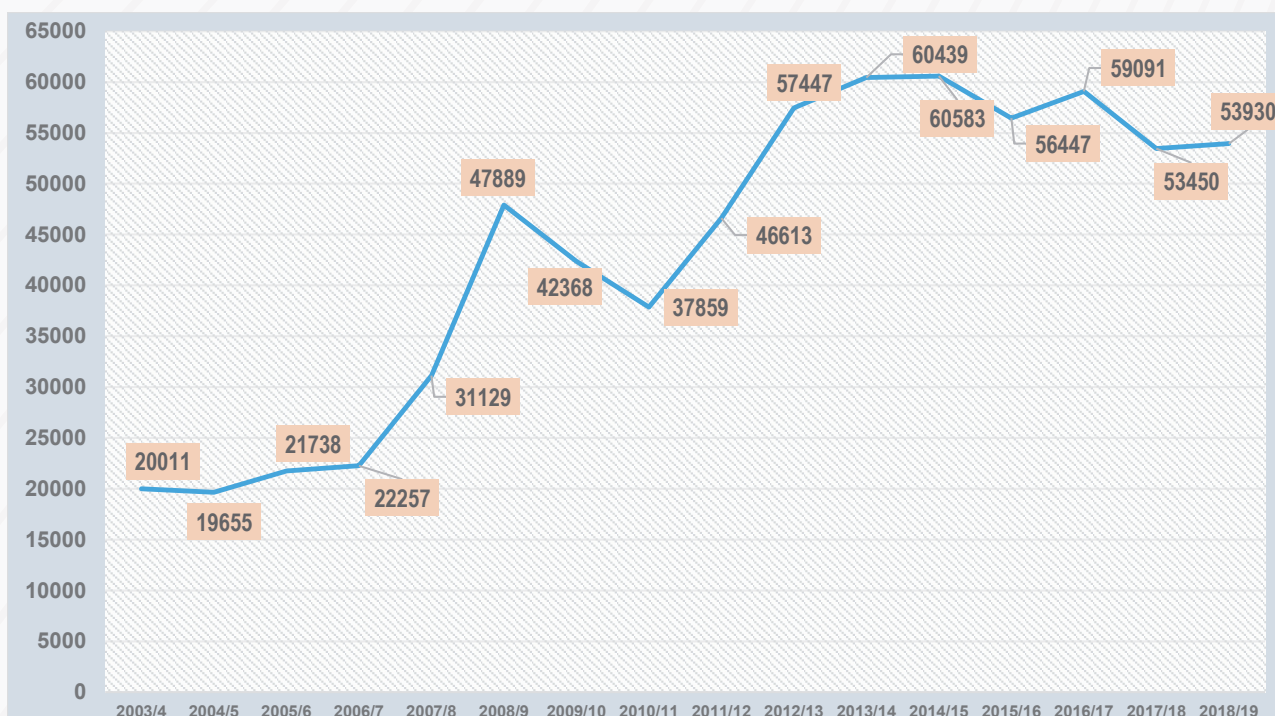
### 3.0 PARTICIPATION IN TERTIARY EDUCATION

Participation in tertiary education is an indicator that shows a country's performance in terms of comparative effectiveness of its tertiary education system. It refers to student enrolment at tertiary level and includes higher education and Technical and Vocational Education and Training (TVET).

#### 3.1 Student Enrolment

##### 3.1.1 Enrolment Trends

Botswana's Higher Education student enrolment has grown rapidly since 2000. Since then, the country has experienced tremendous growth over the last decade. During then, there has been new universities entrants which expanded the country's higher education system. This diversified the higher education delivery mechanism and allowed entry of private higher education providers. Figure 2 shows the tertiary education enrolment trends from 2004 to 2019.



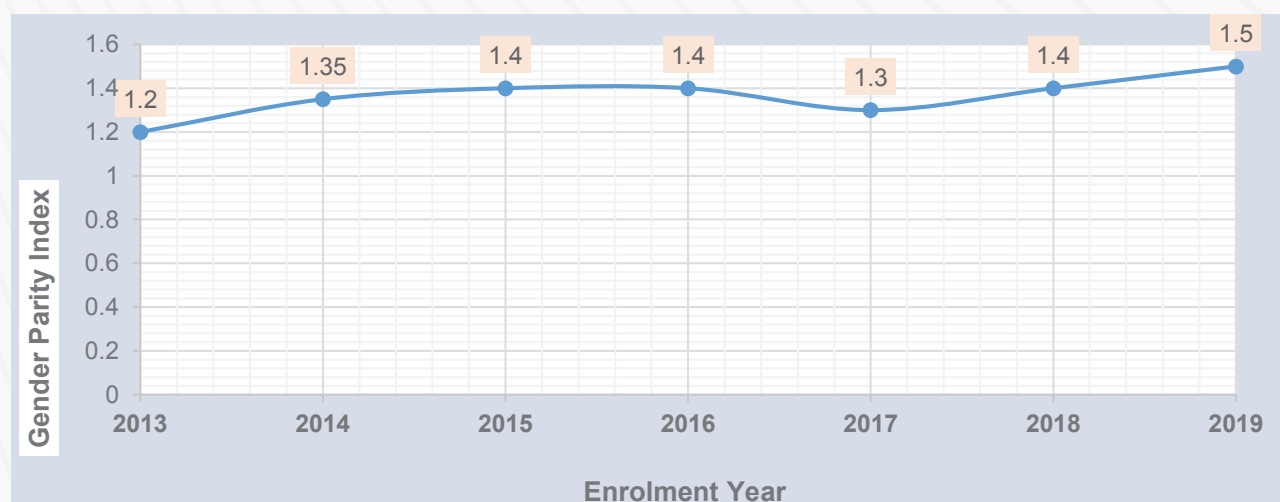
Source: Higher Education Institutions 2004-2019

**Figure 2: Student Enrolment Trends 2003-2019**

It shows that overall, there has been an increase in tertiary education enrolments from 20,011 in 2003/04 to the current 53,930 in 2018/19 academic year. Specifically, Higher Education Institutions enrolled a total of 53,930 students during the 2018/19 academic year, thereby making an increase of 0.9% (480) from the previous academic year which had an enrolment of 53,450 students. Higher Education Institutions recorded the highest enrolment of 60,583 in 2014/15 and the lowest was 19,655 in 2004/05.

### 3.1.2 Enrolment Gender Parity Index

Measures of enrolment gender parity in education help to explain how participation and opportunities for schooling compare for females and males. Gender Parity Indices (GPI) show the ratio of female to male for a given indicator. An index of a value less than one indicates that the indicator values are higher for males than for females and vice versa. Accordingly, GPI of 1 means that parity has been achieved. Figure 3 shows the GPI in enrolment for Botswana from 2013 to date.



**Figure 3: Trends of GPI in student enrolment 2013-2019**

Trends in Gender Parity Index for the period 2013 to 2019 reveal that the parity has been in favour of females. The analysis presented in figure three clearly indicates that females outnumber males at the tertiary level of education. Further to that, the index has remained above 1.0 consecutively for seven years. The year 2019 has the highest GPI of 1.5 in tertiary enrolment meaning that a total of hundred and fifty (150) females were enrolled against every one hundred (100) males.

### 3.1.3 Enrolment by Institution Type

**Table 2: Enrolment by institution type and Sex -2018/19**

Type of Institution	Female	Male	Total	% Female
Private Institutions	4,941	3,216	8,157	60.6
Private Universities	6,122	4,887	<b>11,009</b>	55.6
Colleges of Education	813	361	1,174	69.3
Institute of Health Sciences	784	450	1,234	63.5
Technical Colleges	657	889	1,546	42.5
Public Institutions	5,121	2,947	8,068	63.5
Public Universities	13,817	8,925	<b>22,742</b>	60.8
<b>Total</b>	<b>32,255</b>	<b>21,675</b>	<b>53,930</b>	<b>59.8</b>

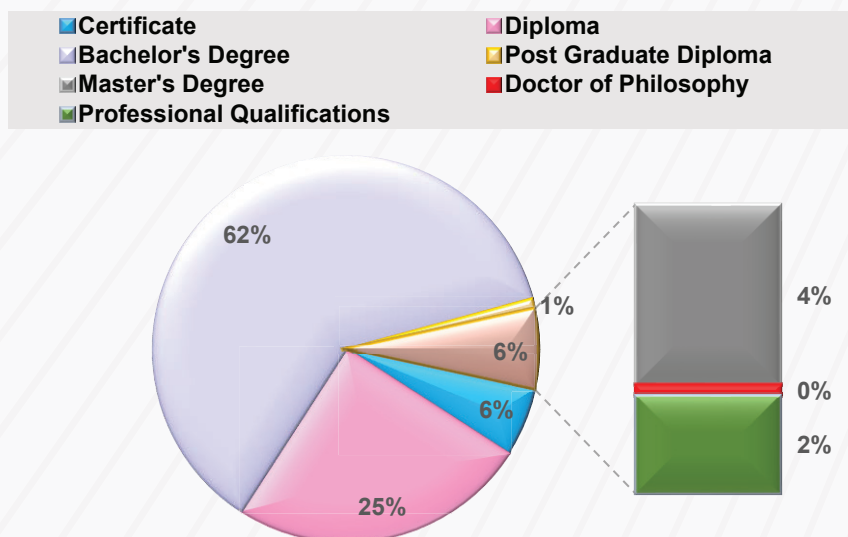
Source: Tertiary Education Institutions 2018/19

The data presented in Table 2 highlights the distribution of students among the different types of higher education providers. From the table, it is clear that the universities (both private and public) dominate the overall share of enrolments in higher education. Majority of the students (22,742) were enrolled in public universities which is made up of Botswana University of Agriculture and Natural Resources (BUAN), Botswana Open University (BOU), Botswana International University of Science and Technology (BIUST) and University of Botswana. Private universities (Ba Isago, Botho and Limkokwing) were the second largest with total enrolment of 11,009. The lowest enrolment, (1,174) was recorded from the Colleges of Education. Female enrolment was 32,255 and accounted for almost sixty (60) percent of the total enrolment. Table 2 shows a relatively higher share of female enrolment than male enrolment across all the different types of institutions with the exception of technical colleges whose female enrolment was at 42.5 percent.

### 3.1.4 Enrolment by Qualification Type

#### 3.1.4.1 Level-wise Enrolment

The total student enrolment was classified according to the National Credit and Qualification Framework (NCQF); Doctor of philosophy (PhD), Masters, Post Graduate, Bachelor's Degree, Diploma, Certificate and the professional courses. Figure 4 shows the percentage share of student enrolment in these levels.



Source: Tertiary Education Institutions 2019

**Figure 4: Student Enrolment by Levels - 2018/19**

The highest number of students were enrolled at under graduate level. Information deduced from figure 4 shows that ninety-three (93) percent of enrolments are from Certificate, Diploma and the Bachelor's Degree level(s). This is followed by four (4) percent enrolment in master's programmes which is a total of 2,266 students. There were only 123 students who were enrolled at PhD level.



**Table 3: Students Enrolment by level of qualification - 2018/19**

Level	Female	Male	Total	% Female
Certificate <sup>1</sup>	2,110	954	3,064	68.9
Diploma <sup>2</sup>	8,479	5,034	13,513	62.7
Bachelor's Degree	19,248	14,032	33,280	57.8
Post Graduate Diploma	287	138	425	67.5
Master's Degree	1,219	945	2,164	56.3
Master of Philosophy	51	51	102	50.0
Doctor of Philosophy	40	83	123	32.5
Professional Qualifications	805	434	1,239	65.0
Others <sup>3</sup> (Non Classified)	16	4	20	80.0
<b>Total</b>	<b>32,255</b>	<b>21,675</b>	<b>53,930</b>	<b>59.8</b>

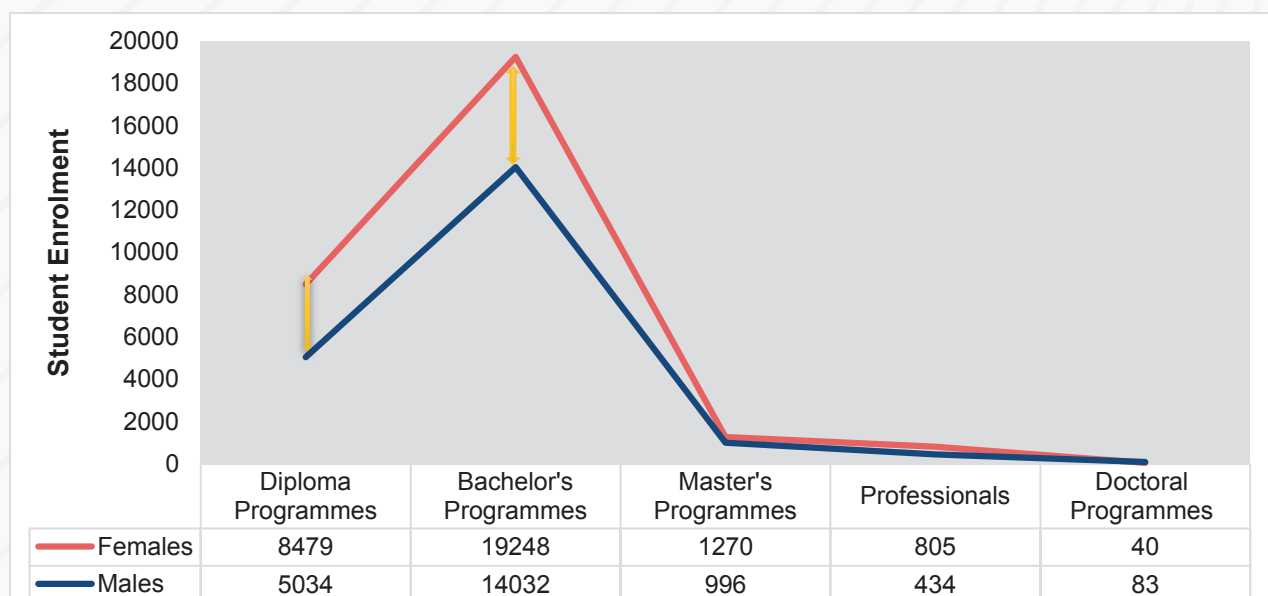
<sup>1</sup> Include Certificate, Advanced Certificate, post graduate certificate and National Craft Certificate (NCC)

<sup>2</sup> Diploma programmes are diploma, Advanced Diploma, Post Basic Diploma and Associate Degree

<sup>3</sup> Exchange programmes for international students with University of Botswana

### 3.1.4.2 Level-wise Enrolment and Equality

Figure 5 presents the gender composition of enrolment at different levels of higher education. It was observed that the concentration was on undergraduate programmes. It is evident that in Botswana, female participation in higher education is higher than males in almost all the qualification levels except for the Doctor of philosophy, where the share of women accounts for only 32.5%. Despite access to higher education, figure 5 shows that less women tend to move up the educational ladder compared to men.



Source: Tertiary Education Institutions 2018/19

**Figure 5: Proportion of female and male enrolment by type of level of qualification 2018/19**

### 3.1.5 Enrolment by Level of Qualification and Institution Type

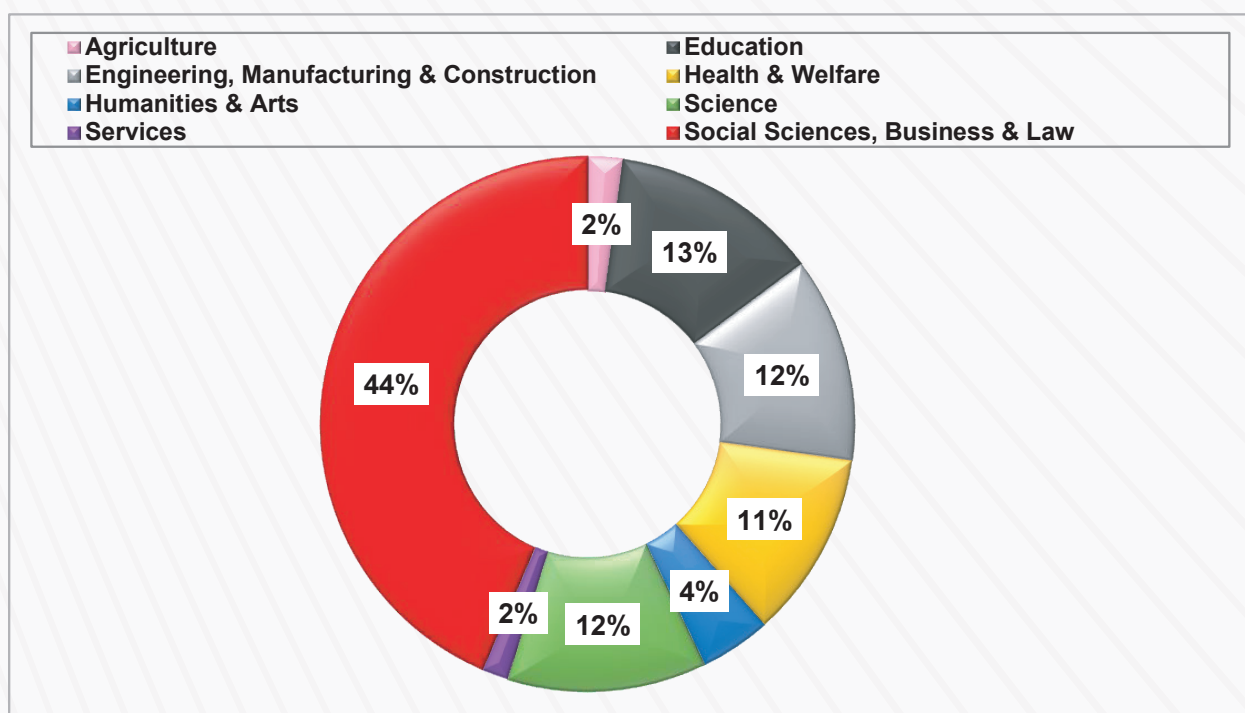
**Table 4: Student Enrolment by Level of Qualification and Institution Type-2018/19**

Institution	Certificate	Diploma	Bachelors	Masters	PhD	Prof	Total
Colleges of Education		1,174					1,174
Health Sciences		1,234					1,234
Private Institutions	860	1,889	5,107	25		276	8,157
Private Universities	228	2,767	7,752	99		163	11,009
Public Institutions	975	1,724	4,465	99		805	8,068
Public Universities	473	4,132	15,956	2,043	123	15	22,742
Technical Colleges	528	1,018					1546
<b>TOTAL</b>	<b>3,064</b>	<b>13,938</b>	<b>33,280</b>	<b>2,266</b>	<b>123</b>	<b>1,259</b>	<b>53,930</b>

### 3.1.6 Enrolment by ISCED field of Education

#### 3.1.6.1 Enrolment by Field of Education

In order to ensure data comparability, enrolments were classified into the eight standard broad fields of education in accordance with the ISCED 2011 as per figure 6 below;



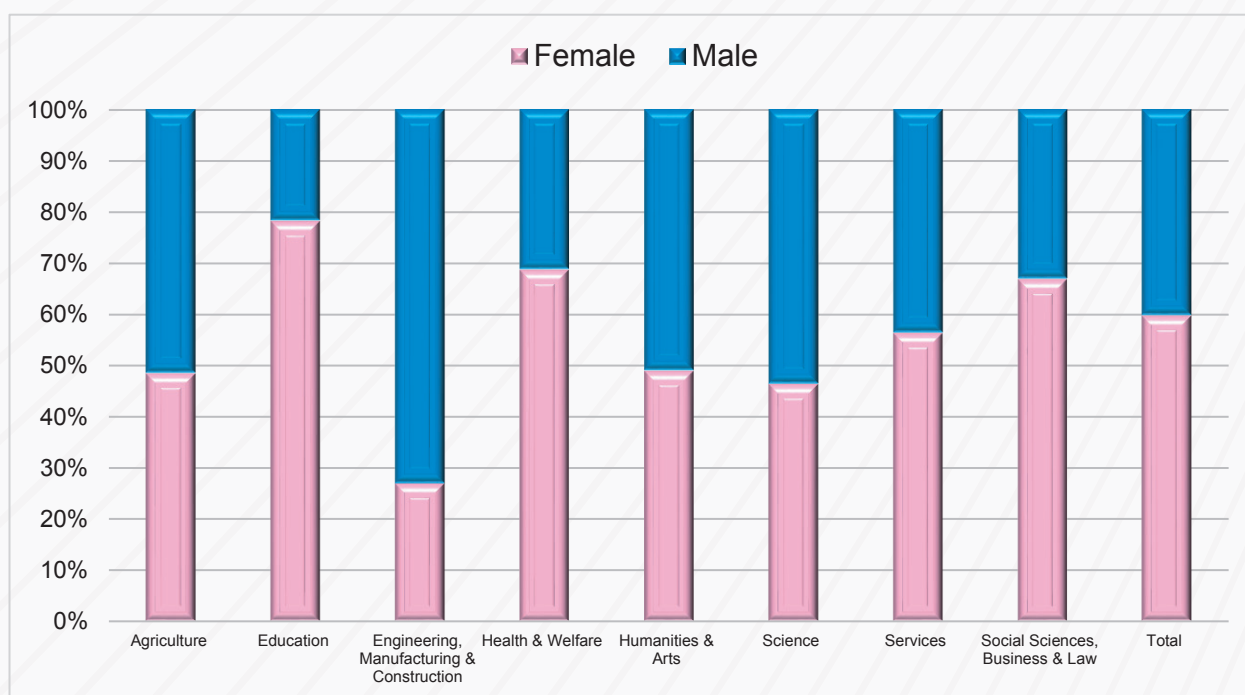
Source: Tertiary Education Institutions 2018/19

**Figure 6: Enrolment by Field of Education-2018/19**

The Social Sciences, Business and Law stream has the highest concentration of students and accounted for 44 percent of the total student population. Education is the second major stream with 13 percent. Science, Technology, Engineering and Mathematics (STEM) are a third major stream and account for 24 percent (12 percent each) of the enrolment. STEM programmes include four and three sub streams from science and engineering respectively which include computing, mathematics and statistics, computer engineering and engineering trades. Agriculture and Services streams were the lowest and accounted for 2 percent each of the total student population.

#### 3.1.6.2 Sex distribution by ISCED field of Education

The total enrolment by ISCED fields of education is as per figure 7. A relatively higher share of female enrolment than male was evident across all the fields except for STEM streams. Engineering, Manufacturing & Construction had the lowest number of females. Out of the 6,690 students enrolled, 4,883 were males with 1,807 being females. The highest number of females were enrolled in education programmes. Agriculture, humanities and arts streams show a different picture with a balance between both sexes.



**Figure 7: Proportion of female and male enrolment by field of Education -2018/19**

### 3.1.6.3 Enrolment by ISCED and level of Qualification

**Table 5: Student Enrolment by ISCED and level of Qualification - 2018/19**

Institution	Certificate	Diploma	Bachelors	Masters	PhD	Prof	Total
Agriculture		154	952	40	4		1,150
Education	652	2,933	2,697	491	21	13	6,807
Engineering	321	1,881	4,391	83	14		6,690
Health & Welfare	282	1,732	3,646	232	6	171	6,069
Humanities & Arts	43	917	1,301	37	9		2,307
Science	66	233	5,819	316	54		6,488
Services	358	209	257	45			869
Social Sciences	1,261	5,708	14,217	995	23	1,239	23,443
<b>TOTAL</b>	<b>2,983</b>	<b>13,513</b>	<b>33,280</b>	<b>2,260</b>	<b>123</b>	<b>1,239</b>	<b>53,823<sup>4</sup></b>

Source: Tertiary Education Institutions 2018/19

<sup>4</sup> Total excludes data on unclassified programmes (107 students)



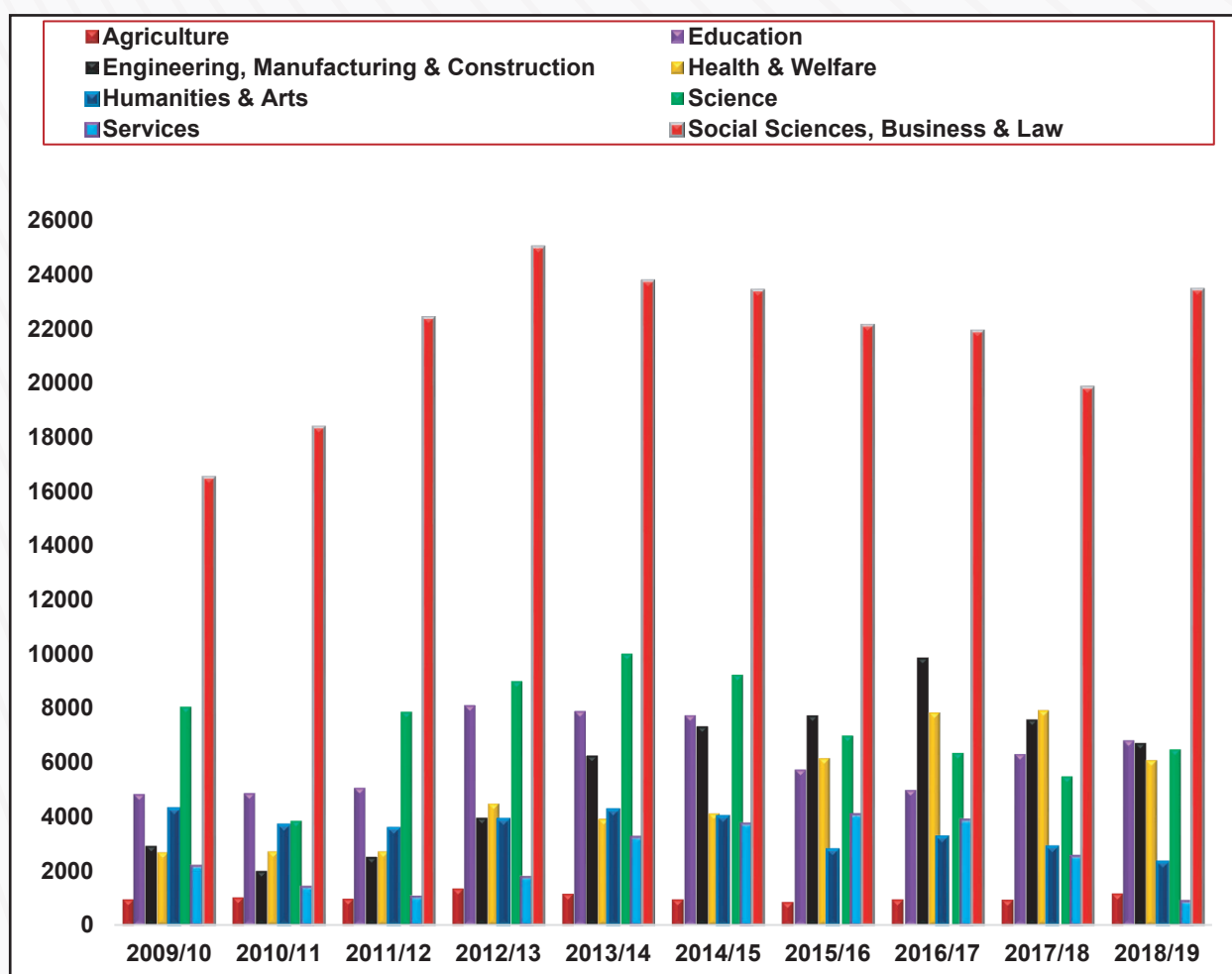
**Table 6: Student Enrolment by Institution, ISCED group and Gender 2018/19**

Type	ISCED Broad Group	Female	Male	% Female	Total
Colleges of Education	Agriculture				
	Education	813	361	69.3	1,174
	Engineering, Manufacturing				
	Health & Welfare				
	Humanities & Arts				
	Science				
	Services				
	Social Sciences				
	<b>Total</b>	<b>813</b>	<b>361</b>	<b>69.3</b>	<b>1,174</b>
Institute of Health Sciences	Agriculture				
	Education				
	Engineering, Manufacturing				
	Health & Welfare	752	422	64.1	1,174
	Humanities & Arts				
	Science	18	11	62.1	29
	Services	14	17	45.2	31
	Social Sciences				
	<b>Total</b>	<b>784</b>	<b>450</b>	<b>63.5</b>	<b>1,234</b>
Private institutions	Agriculture		1		1
	Education	813	79	91.1	892
	Engineering, Manufacturing	285	996	22.2	1,281
	Health & Welfare	1,775	803	68.9	2,578
	Humanities & Arts	169	204	45.3	373
	Science	94	69	57.7	163
	Services	65	39	62.5	104
	Social Sciences	1,740	1,025	62.9	2,765
	<b>Total</b>	<b>4,941</b>	<b>3,216</b>	<b>60.6</b>	<b>8,157</b>
Private Universities	Agriculture				
	Education	286	92	75.7	378
	Engineering, Manufacturing	561	920	37.9	1,481
	Health & Welfare	77	49	61.1	126
	Humanities & Arts	560	757	42.2	1,327
	Science	1,008	1,073	48.4	2,081
	Services				
	Social Sciences	3626	1985	64.6	5611
	Unclassified	4	1		5
	<b>Total</b>	<b>6,122</b>	<b>4887</b>	<b>55.6</b>	<b>11,009</b>

**Table 6: Student Enrolment by Institution, ISCED group and Gender 2018/19 cont'd...**

Type	ISCED Broad Group	Female	Male	% Female	Total
Public Institutions	Agriculture				
	Education	198	23	89.6	221
	Engineering, Manufacturing	114	297	27.7	411
	Health & Welfare	770	292	72.5	1,062
	Humanities & Arts				
	Science	205	331	38.2	536
	Services	34	110	23.6	144
	Social Sciences	3,800	1,894	66.7	5694
	<b>Total</b>	<b>5,121</b>	<b>2,947</b>	<b>63.25</b>	<b>8,068</b>
Public Universities	Agriculture	558	591	48.6	1,149
	Education	3,218	924	77.7	4,142
	Engineering, Manufacturing	635	1,921	24.8	2,556
	Health & Welfare	796	333	70.5	1,129
	Humanities & Arts	398	191	67.6	589
	Science	1,630	1,923	45.9	3,553
	Services	183	186	49.6	369
	Social Sciences	6,328	2,825	69.1	9,153
	Unclassified	71	31	69.6	102
	<b>Total</b>	<b>13,817</b>	<b>8,925</b>	<b>60.8</b>	<b>22,742</b>
Technical Colleges	Agriculture				
	Education				
	Engineering, Manufacturing	212	749	22.1	961
	Health & Welfare				
	Humanities & Arts	4	14	22.2	18
	Science	59	67	46.8	126
	Services	194	27	87.8	221
	Social Sciences	188	32	85.5	220
	<b>Total</b>	<b>657</b>	<b>889</b>	<b>42.5</b>	<b>1546</b>
<b>Grand Total</b>		<b>32,255</b>	<b>21,675</b>	<b>59.8</b>	<b>53,930</b>

### 3.1.6.4 Enrolment Trends by broad fields of Education 2009-2019



**Figure 8: Enrolment Trends by broad fields of Education 2009-2019**

The Social Sciences, Business and Law has had the highest number of student population throughout the years. Specifically, during the 2017/18 academic year, a total of 19,842 students were enrolled in Social Sciences, Business and Law and the number increased to 23,443 students in academic year 2018/19. This is a broad discipline with four major sub stream being the social and behavioural sciences, journalism and information, business and administration and law. Generally, there has been a decrease in the number of students enrolled in STEM programmes, for example, the Engineering, Manufacturing and Construction had the highest student population of 9,820 during the 2016/17 academic year and the number has since decreased to 6,488 in 2018/19. Agriculture sub stream had the lowest number of students throughout the years from 2009 to 2018. In 2018/19 the services sub stream had the lowest student enrolment of 869.

### 3.1.7 International Students

#### 3.1.7.1 Enrolment by Country of Origin

The total number of foreign national students enrolled in Botswana's Tertiary Institutions is nine hundred and eighty eight (988). These foreign students come from 41 different countries across the globe. Table 7 presents the number of foreign students from tertiary education institutions by country of origin. According to Table 7, the highest share of students come from neighbouring SADC countries of which Zimbabwe constitutes 34 percent of the total, followed by Zambia at 13.5 percent, Namibia at 11.7 percent and Eswatini at 10.9 percent.

**Table 7: Student Enrolment by Country of Origin - 2018/19**

Country Name	Females	Males	Total	Country Name	Females	Males	Total
Angola	1	1	2	Eswatini	69	39	108
Burundi	1	0	1	Uganda	4	3	7
Congo	2	5	7	Tanzania <sup>5</sup>	10	7	17
DRC <sup>6</sup>	3	1	4	Zambia	76	57	133
Egypt	1	0	1	Zimbabwe	176	160	336
Ethiopia	0	2	2	USA <sup>7</sup>	8	2	10
Ghana	1	3	4	Belize	1	0	1
Kenya	16	14	30	Mexico	1	0	1
Lesotho	24	22	46	Bangladesh	1	1	2
Liberia	1	4	5	Cambodia	1	0	1
Libya	1	1	2	China	2	0	2
Malawi	15	10	25	Korea <sup>8</sup>	0	1	1
Namibia	56	60	116	India	10	14	24
Nigeria	15	23	38	Japan	1	1	2
Rwanda	1	0	1	Pakistan	2	1	3
Seychelles	8	0	8	Philippines	2	0	2
Sierra Leone	1	0	1	Sri Lanka	1	2	3
Somalia	1	0	1	Bulgaria	0	1	1
South Africa	13	9	22	Germany	3	0	3
South Sudan	4	8	12	United Kingdom	2	0	2
Sudan	0	1	1	<b>Total</b>	<b>535</b>	<b>453</b>	<b>988</b>

<sup>5</sup> United Republic of Tanzania

<sup>6</sup> Democratic Republic of the Congo

<sup>7</sup> United States of America

<sup>8</sup> Democratic People's Republic of Korea



### 3.1.8 Gross Enrolment Ratio

#### 3.1.8.1 Gross Tertiary Enrolment Ratio

Botswana's Gross Enrolment Ratio (GER) in tertiary education is calculated for the 18-24 population age group and is an indicator that shows the overall coverage of an educational system in relation to the population eligible for participation. The indicator is also used to compare participation between areas in a given country or can be used for comparing two or more countries. Gross Enrolment Ratio was at 18.5 percent in 2019, registering a 0.2 percentage point increase from the previous year. As alluded to section A, a total of 53,930 students were enrolled in the country's universities and colleges and the number is expressed as a percentage of the official tertiary education school - age population. Table 8 present the total student enrolments, projected 18-24 age population cohort as well as the calculated GER for the past sequential twelve years.

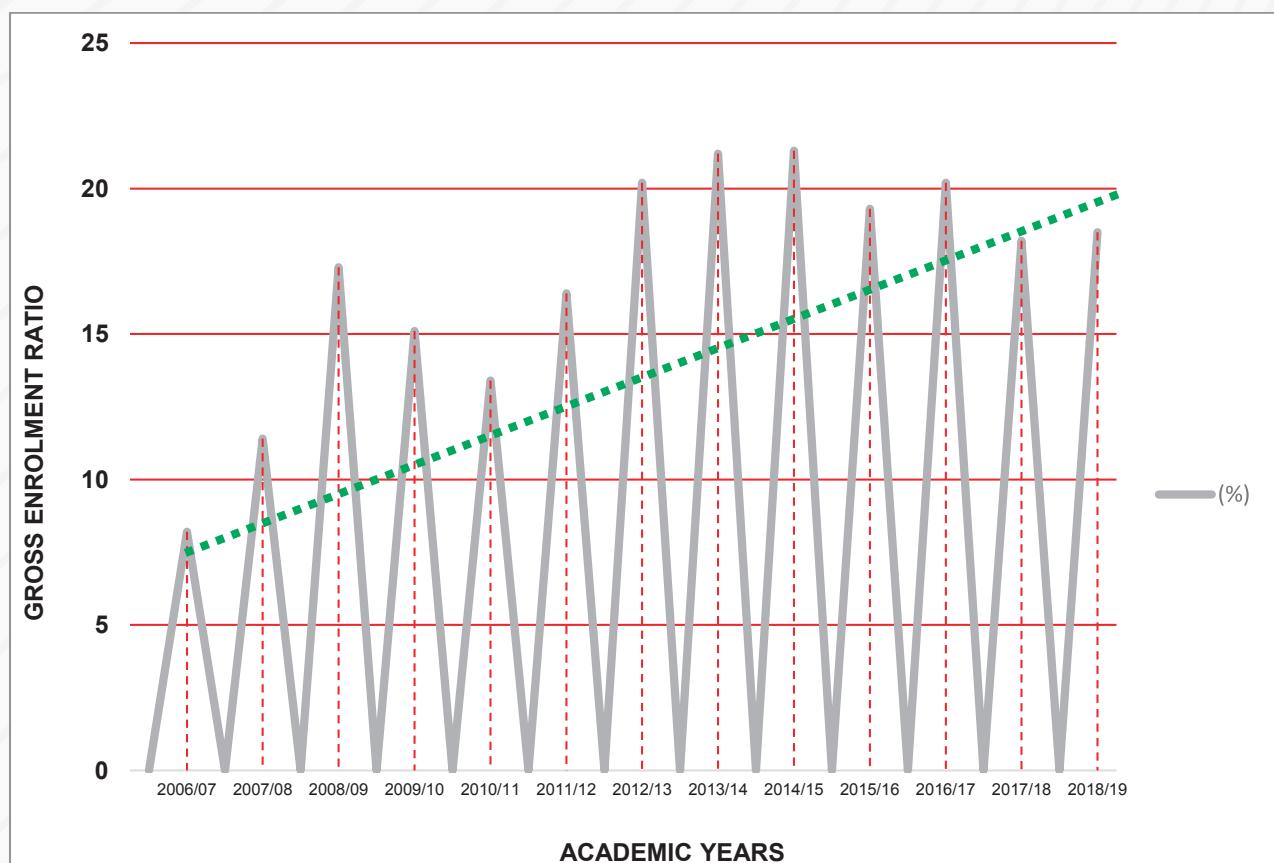
**Table 8: Gross Tertiary Enrolment Ratio 2007-2019**

Academic Year	Population <sup>9</sup> (18-24 Years)	Total Enrolment	GTER (18-24) (%)
2007/08	274,084	31,129	11.4
2008/09	277,439	47,889	17.3
2009/10	280,403	42,366	15.1
2010/11	282,777	37,859	13.4
2011/12	284,278	46,613	16.4
2012/13	284,817	57,447	20.2
2013/14	284,820	60,439	21.2
2014/15	284,289	60,583	21.3
2015/16	292,395	56,447	19.3
2016/17	293,225	59,091	20.2
2017/18	292,991	53,450	18.2
2018/19	292,187	53,930	18.5

Source: Statistics Botswana (2015): Population Projections – 2011 -2026 & HRDC (2015): Tertiary Education Report

<sup>9</sup> Population for 2006– 2017 was derived from Statistics Botswana (2015). Population Projections – 2011 - 2026

### 3.1.8.2 Trends in Gross Tertiary Enrolment Ratio (%) 2005-2019



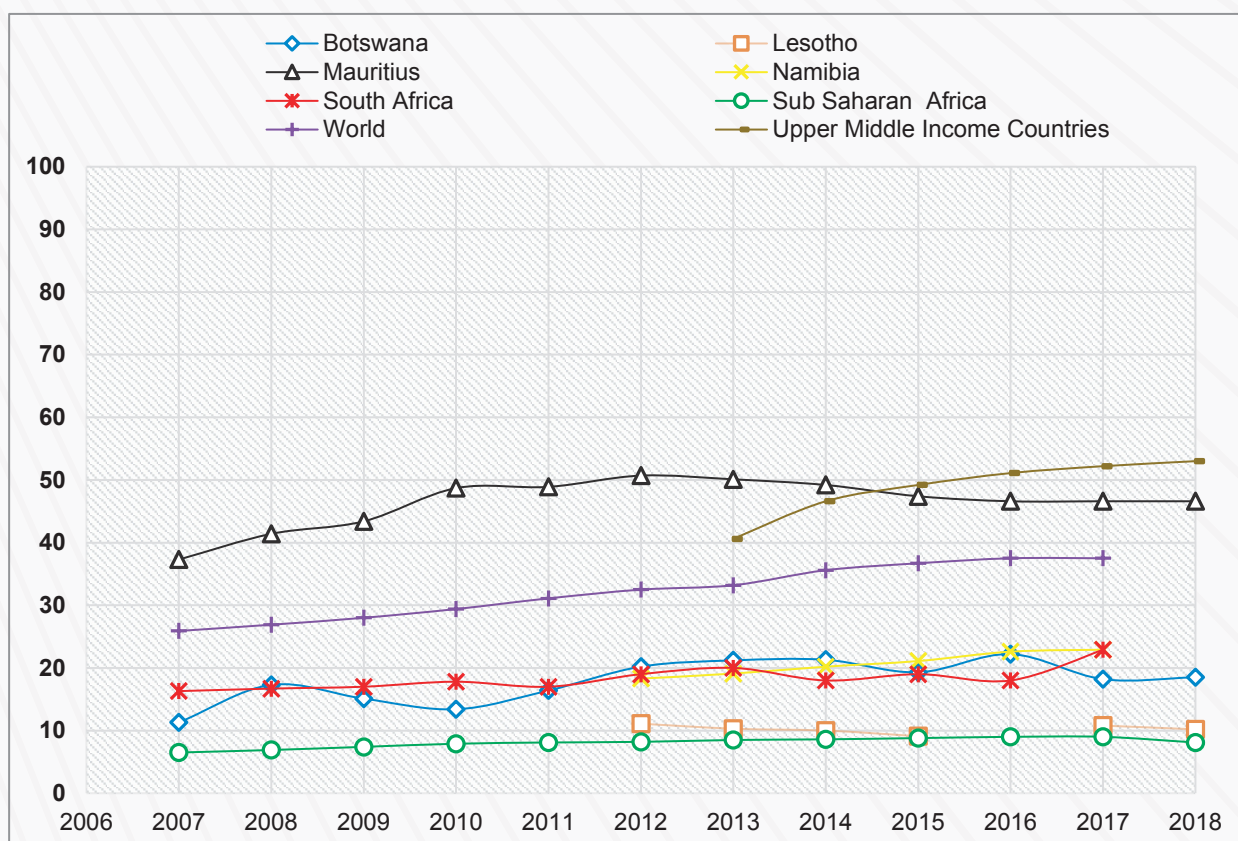
Data Sources: Statistics Botswana (2015). Population Projections – 2011 -2026 & HRDC (2015). Tertiary Education Reports

**Figure 9: Trends in Gross Tertiary Enrolment Ratio (%) 2005-2019**

Figure 9 indicates fluctuations in Gross Tertiary Enrolment ratios. For example in 2009 GER was at 17.3 percent and Botswana as a country has had an increase of only 1.2 percentage points in the last decade. Generally, the observation is that there has been an increase in GER which translates into an improvement in access to tertiary education as evidenced by the upward trend in the Gross Tertiary Education Enrolment Rate which rose from 11.4% with the total enrolment of 31,129 in 2007/08 to 20.2% with the total enrolment of 59,091 in 2016/17

### 3.1.8.3 Gross Tertiary Enrolment Ratio-Comparison

Figure 10 below presents Gross Tertiary Enrolment Ratio (GTER) comparisons between Botswana and other countries regionally and internationally from 2007 to 2018. From 2007 to 2016, Botswana's GTER increased gradually from 11.4 to 22.6 percent. It however, dropped in 2017 to 18.2 percent and increased slightly in 2018 to 18.5 percent. Botswana has had slightly higher GTER compared to other countries in the SADC region. Mauritius has been the only SADC country with a GTER of more than 40 percent. Botswana's GTER is significantly lower compared to upper middle income countries that has an average GTER of 53.0 percent.



**Source:** Human Resource Development Council-Botswana; Council on Higher Education -South Africa; Tertiary Education Commission – Mauritius; Namibia Higher Education Statistical Yearbook 2016;  
<http://data.uis.unesco.org/index.aspx?queryid=175#>; <https://ourworldindata.org/tertiary-education>

Official tertiary age group for Mauritius is (20 – 24). \* Official tertiary age group for Namibia is (19 –23)

**Figure 10: Gross Tertiary Enrolment ratio Comparisons**

## 4.0 TRANSITION

### 4.1 Transition from Basic to Tertiary Education

Mainstream secondary education in Botswana is divided into two education levels; junior and senior secondary education. Transition from basic education to tertiary focuses on mobility of students from senior secondary to tertiary education. These are students who have successfully completed the Botswana General Certificate of Secondary Education (BGCSE) or any other internationally recognised attainment level. Table 9 presents the total number of students who sat for the BGCSE in the respective years.

#### 4.1.1 Number of BGCSE Candidates

**Table 9: Total Number of BGCSE Candidates**

Year	Candidates in Full-time Attendance at Government Schools	Candidates in Full-time Attendance at Private Schools	Private Candidates	Total Number of Candidates
2018	23,026	1,354	8,090	32,470
2017	25,802	1,794	9,655	37,251
2016	25,016	3,785	6,664	35,465
2015	25,634	5,056	8,100	38,790
2014	25,186	2,932	9,266	37,384
2013	24,494	2,421	7,154	34,069

Source: Botswana Examination Council 2019: <http://www.bec.co.bw/results/results-summary-psle-jce-bgcse/bgcse-results-summary/2019-report-of-provisional-results/view>

#### 4.1.2 Transition Rate

Transition rate is the number of students admitted to the first year of tertiary education in a given year, expressed as a percentage of the total number of students enrolled in the final grade of the senior secondary level of education in the previous year, i.e. the total number of students who sat for the BGCSE in the previous year. The indicator conveys information on the degree of access from low to a higher level of education within a country.

**Table 10: New Intake and Transition Rate by Type of TEIs 2018/19**

Type of Institution	New Intake	Transition Rate (Crude)
<b>Level 5 (Certificates)</b>		
Private Institutions	1,068	2.94%
Public Institutions	1,205	3.31%
Total	2,273	6.25%
<b>Levels 6-7 (Diploma &amp; Bachelor's Degree)</b>		
Private Institutions	6,478	17.81%
Public Institutions	9,797	26.94%
Total	16,275	44.75%
<b>GRAND TOTAL</b>	<b>18,548</b>	<b>51.00%</b>



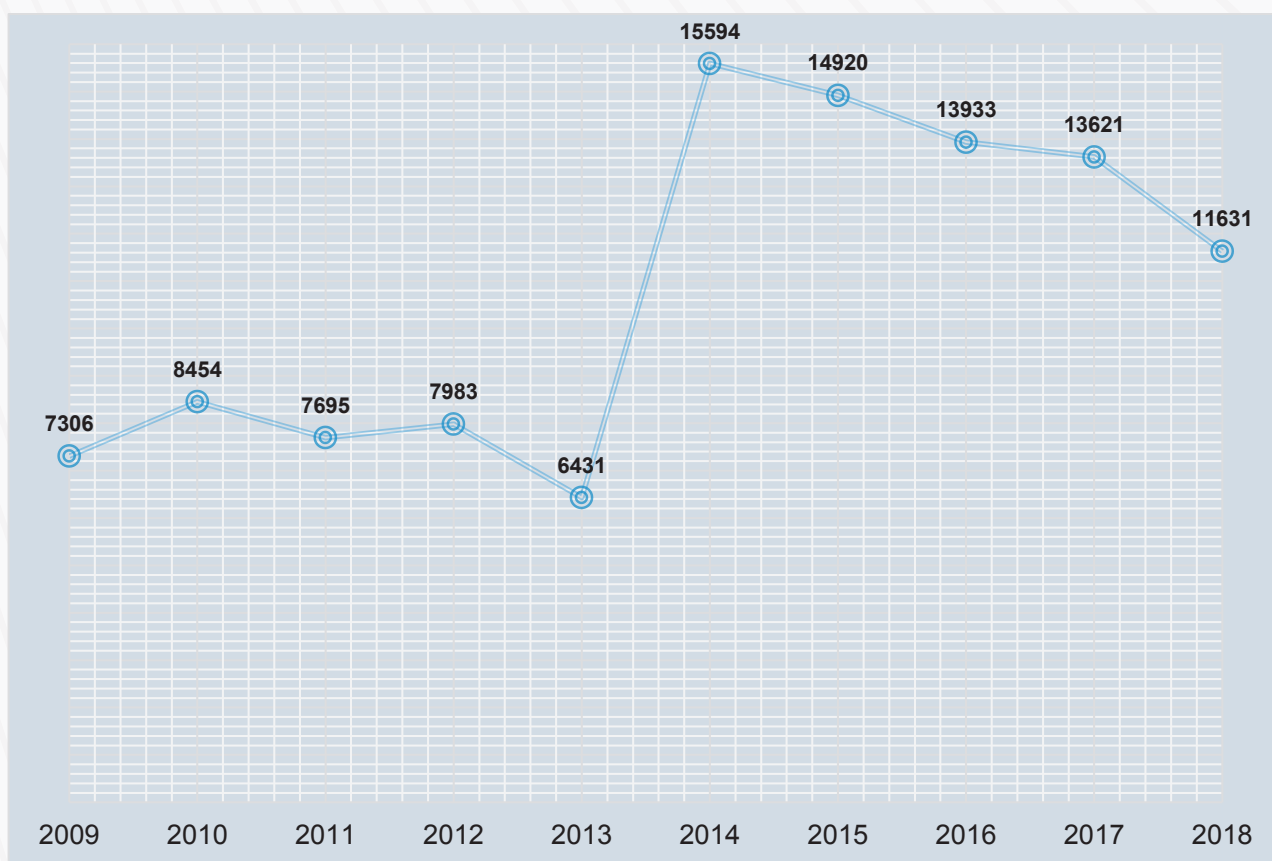
## 5.0 GRADUATES

### 5.1 Tertiary Education Graduates

Tertiary education graduates are those who graduated from universities, colleges, trade schools as well as vocational centres with a certificate qualification or advanced research degree at doctorate level. These tertiary graduates are in two folds; those who completed their tertiary education within the reference period as first timers and those graduating within the same period but had graduated from tertiary education at least once in their lifetime.

#### 5.1.1 Trends

Graduate trends of tertiary education from year 2009 to 2018 are shown in figure 11.



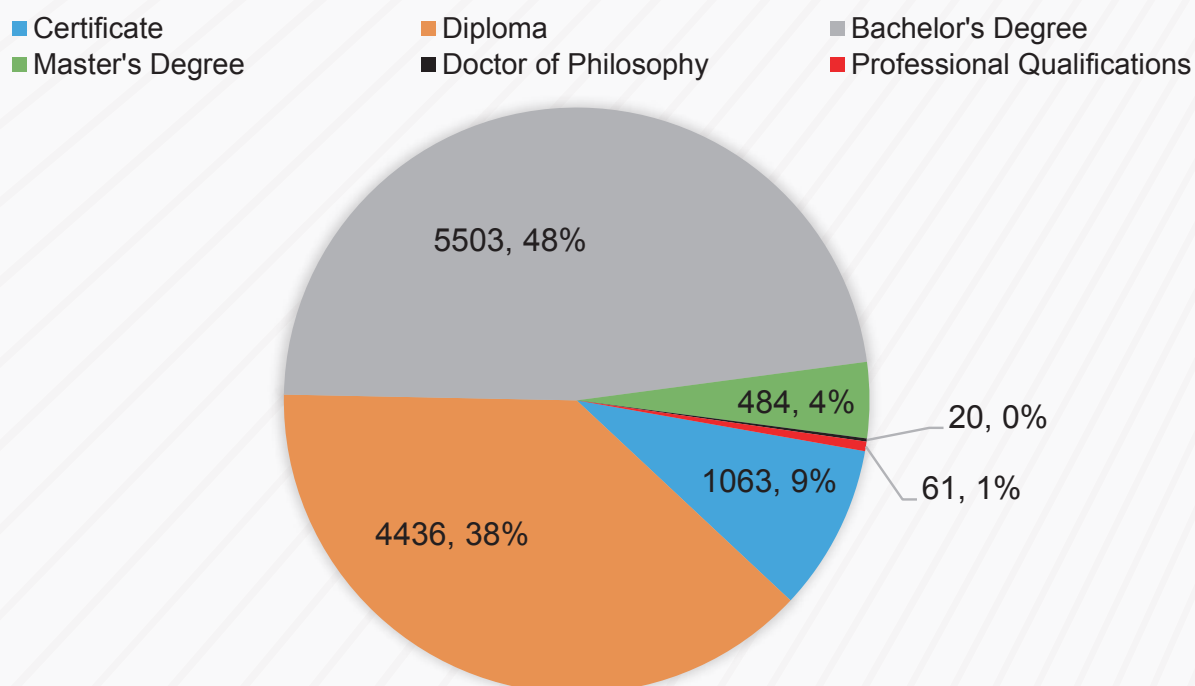
Source: Tertiary education Institutions 2009-2017

**Figure 11: Graduates Trends 2009-2018.**

As per the findings of the 2018/19 Institutional census, a total number of students graduating from the system was 11 631, a decrease of 1990 graduates from the previous census. The graduation rate<sup>1</sup>, which was calculated only for undergraduate level was recorded at 79.8% during the 2018/19 financial year.

<sup>1</sup> Proxy measure based on the completion rate for the previous final year students.

### 5.1.2 Graduates by level of Qualification



**Figure 12: Figure 12: Number of Graduates by Qualification Level**

Figure 12 shows a percentage share of graduate students in different levels of qualifications. Bachelor's degree had a total of 5 503 graduates constituting 48 percent and was the highest among all the levels. Diploma was the second highest with 4 436 (38 percent) students. A total of 484 (4 percent) students graduated with Masters and only 20 students graduated with Doctor of Philosophy.

**Table 11: Graduates by Qualification**

Level	Female	Male	Total	% Female
Certificate	574	489	1,063	54.0
Diploma	2,388	1,755	4,143	57.6
Bachelor's Degree	2,995	2,508	5,503	54.4
Post Graduate Diploma	181	112	293	61.8
Master's Degree	254	230	484	52.5
Doctor of Philosophy	7	13	20	35.0
Professional Qualifications	47	14	61	77.0
<b>Total</b>	<b>6,446</b>	<b>5,121</b>	<b>11,567</b>	<b>55.7</b>

Source: Tertiary Education Institutions 2018/19

### 5.1.3 Graduates by Institution type and level of Qualification

**Table 12: Graduates by Institution and Qualification level**

Institution	Certificate	Diploma	Bachelors	Masters	PhD	Prof	Total
Colleges of Education		334					334
Health Sciences		483					483
Private Institutions	251	1,656	1,086	14		45	3,052
Private Universities	52	237	1,274	38		7	1,608
Public Institutions	192	352	723	98		9	1,374
Public Universities	398	952	2,420	334	20		4,124
Technical Colleges	170	422					592
<b>TOTAL</b>	<b>1,063</b>	<b>4,436</b>	<b>5,503</b>	<b>484</b>	<b>20</b>	<b>61</b>	<b>11,567</b>

### 5.1.4 Graduates by ISCED Broad groups and Level of Qualification

**Table 13: Graduates by ISCED broad groups and Qualification level**

Institution	Certificate	Diploma	Bachelors	Masters	PhD	Prof	Total
Agriculture		43	125	10			178
Education	225	810	335	103	3		1,476
Engineering	128	974	530	16	2		1,650
Health & Welfare	61	911	314	28			1,314
Humanities & Arts	219	51	389	7	1		667
Science	19	96	868	58	9		1,050
Services	158	209	46	12			425
Social Sciences	224	1,342	2,896	248	5	61	4,776
Others	29			2			31
<b>Total</b>	<b>1,063</b>	<b>4,436</b>	<b>5,503</b>	<b>484</b>	<b>20</b>	<b>61</b>	<b>11,567</b>

**Table 14: 2019 Graduates by Institution, ISCED group and Qualification**

ISCED BROAD Group	Certificate	Diploma	Bachelors	Masters	PhD	Prof	Total
	Colleges of Education						
Education		334					334
Institute of Health Sciences							
Health		483					483
Private Institutions							
Agriculture							
Education	150	29					179
Engineering		643	38				681
Health	29	434	153				616
Humanities	12	18	192				222
Science		2	16				18
Services	23	109					132
Social Sciences	37	421	687	14		45	1,204
Total	<b>251</b>	<b>1,656</b>	<b>1,086</b>	<b>14</b>		<b>45</b>	<b>3,052</b>
Private Universities							
Agriculture							
Education	25	15	5	23			68
Engineering		41	78				119
Health							
Humanities		33	20				53
Science		22	345	15			382
Services							
Social Sciences	27	126	826			7	986
Total	<b>52</b>	<b>237</b>	<b>1,274</b>	<b>38</b>		<b>7</b>	<b>1,608</b>
Public Institutions							
Agriculture							
Education	6	2					8
Engineering	14	28	98				140
Health			18				18
Humanities							
Science	1	43	129				173
Services	73	55					128
Social Sciences	98	224	478	98		9	907
Total	<b>192</b>	<b>352</b>	<b>723</b>	<b>98</b>		<b>9</b>	<b>1,374</b>



**2019 Graduates by Institution, ISCED group and Qualification cont'd.....**

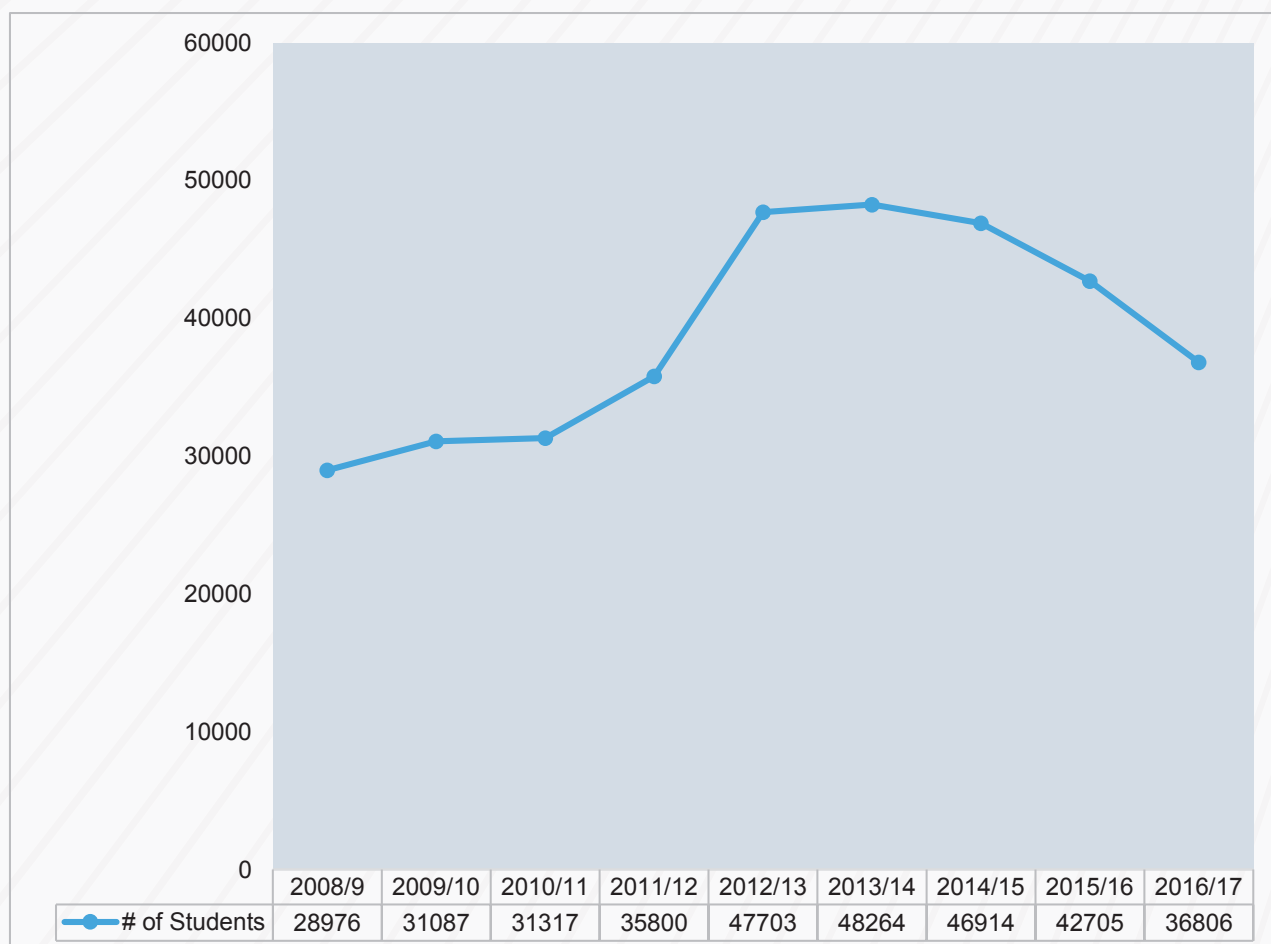
<b>ISCED BROAD Group</b>	<b>Certificate</b>	<b>Diploma</b>	<b>Bachelors</b>	<b>Masters</b>	<b>PhD</b>	<b>Prof</b>	<b>Total</b>
<b>Public Universities</b>							
Agriculture		43	125	10			178
Education	44	401	330	80	3		858
Engineering			316	16	2		334
Health	32	8	143	28			211
Humanities	200		177	7	1		385
Science	5	8	378	43	9		443
Services	26	17	46	12			101
Social Sciences	62	475	905	136	5		1,503
Other	29			2			31
<b>Total</b>	<b>398</b>	<b>952</b>	<b>2,420</b>	<b>334</b>	<b>20</b>		<b>4,124</b>
<b>Technical Colleges</b>							
Agriculture							
Education		29					29
Engineering	114	262					376
Health							
Humanities	7						7
Science	13	21					34
Services	36	14					50
Social Sciences		96					96
Total	170	422					592
<b>Grand Total</b>	<b>1,063</b>	<b>4,436</b>	<b>5,503</b>	<b>484</b>	<b>20</b>	<b>61</b>	<b>11,567</b>

## 6.0 BUDGET

### 6.1 Number of Tertiary Students on Government sponsorship

#### 6.1.1 Trends

The Government of Botswana has, over the years, been committed to increasing access to tertiary education through awarding of Government sponsorships. The number of tertiary education students sponsored by Government between 2008/09 and 2016/17 is presented in figure 13.



**Figure 13: Tertiary Education Students on Government Sponsorship - 2008/9 - 2016/17.**

Figure 13 indicates that the number of tertiary education students on Government sponsorship increased from 28,976 in 2008/09 to 48,703 in 2012/13. This constituted a 68.1 percent increase over the five-year period. Thereafter, the number of tertiary education students on Government sponsorship gradually decreased from 48,703 in 2012/13 to 38,806 in 2016/17. Although there was a decline in the number of students on sponsorship from 2012/13 to 2016/17, it should, however, be noted that generally the decline never dropped below the 2008/09 count of 28,876.

## 7.0 ANNEXES

### 7.1 Enrolment in Private Institutions

**Table E1.1: ABM University College**

Programme Name	2013/14	2014/15	2015/16	2016/17	2017/18	2018/19
Association of Accounting Technicians (AAT)					8	6
Chartered Institute of Management Accountants					8	41
Chartered Institute of Purchasing & Supply (CIPS)	28					47
Advanced Certificate CIPS	10					
Certificate in Accounting & Finance	1					
Certificate in Business management	5					
Certificate in Computer Engineering	8					
Certificate in Early Childhood					18	
Certificate in Electrical & Electronic Engineering	4				60	4
Certificate in Entrepreneurship Development				54		
Certificate in Financial Management		1		1		
Certificate in Human Resource Management	12	6				
Certificate in Marketing Management	4					
Certificate in Purchasing & Supply		9	5			
Certificate in Procurement & Supply	16		5	12	19	
Certificate in Secretarial Studies	11	18			1	
Certificate in Tourism and Hospitality					4	
Diploma in Accounting & Finance	4					
Diploma in Business Information Systems	3					
Diploma in Business Management	16	2				
Diploma in Electrical & Electronic Engineering	12		1	247	178	

**ABM University College cont'd.....**

<b>Programme Name</b>	<b>2013/14</b>	<b>2014/15</b>	<b>2015/16</b>	<b>2016/17</b>	<b>2017/18</b>	<b>2018/19</b>
Diploma in Entrepreneurship Development				142		
Diploma in Financial Management	2	2	1		1	
Diploma in Human Resource Management	56	30			4	
Diploma in Procurement & Supply	16	7			6	
Diploma in Purchasing & Supply Management	3		4			
Diploma in Secretarial Studies	55	22	27	11	26	35
Diploma in Tourism & Hospitality Management	5			150	3	
Advanced Diploma In Accounting & Finance	10					
Advanced Diploma In Business Administration (ABE)	140	40				
Advanced Diploma In Business Information System	100	30	5			
Advanced Diploma In CIPS	58		1			
Advanced Diploma In Computer Engineering	22	16	6	2		
Advanced Diploma In Electrical & Electronics Engineering	205	124	93	81	1	202
Advanced Diploma In Financial Management (Abe)	78		1			
Advanced Diploma In Human Resource Management	186	38	2		7	
Advanced Diploma In Marketing	39					
Advanced Diploma In Procurement & Supply		64	57	35	8	
Advanced Diploma In Purchasing & Supply Management (ICM)	7					
Advanced Diploma In Secretarial Studies	84	50	5	2		
Advanced Diploma In Tourism Management	52					
Advanced Diploma In Travel, Tourism & Hospitality (Abe)	2	1				
Professional Diploma in Procurement and Supply					15	



**ABM University College cont'd.....**

<b>Programme Name</b>	<b>2013/14</b>	<b>2014/15</b>	<b>2015/16</b>	<b>2016/17</b>	<b>2017/18</b>	<b>2018/19</b>
Bachelor of Arts (Hons) Business Management	449	275	192	81	3	
Bachelor of Arts (Hons) Human Resource Management	529	398	173	21	5	
Bachelor of Arts (Hons) Marketing	137		153			
Bachelor of Arts (Hons) Marketing Management	446	258	6	61	9	44
Bachelor of Arts (Hons) Tourism Management	238	180	131			
Bachelor of Arts (Hons) Tourism & Hospitality Management			36	83	97	122
Bachelor of Science (Hons) Accounting & Finance	341	222	157	77	14	
Bachelor of Science (Hons) Business Information Systems	4				2	
Bachelor of Science (Hons) Financial Management	3		8	50	66	92
Bachelor of Science (Hons) Marketing Management					27	
Bachelor of Science (Hons) Tourism Management					2	
<b>TOTAL</b>	<b>3,385</b>	<b>1,793</b>	<b>1,069</b>	<b>1,110</b>	<b>592</b>	<b>596</b>

**Table E1.2: AFDA College**

<b>Programme Name</b>	<b>2013/14</b>	<b>2014/15</b>	<b>2015/16</b>	<b>2016/17</b>	<b>2017/18</b>	<b>2018/19</b>
Higher Certificate In Film, Television & Entertainment Production			25			
Bachelor of Arts (Live Performance)			31	40	50	57
Bachelor of Arts (Motion Picture Medium)			55	82	95	128
Honours In Live Performance			51			
Honours In Motion Picture			4			93
<b>TOTAL</b>			<b>166</b>	<b>122</b>	<b>145</b>	<b>278</b>

**Table E1.3: Assembly Bible College**

<b>Programme Name</b>	<b>2013/14</b>	<b>2014/15</b>	<b>2015/16</b>	<b>2016/17</b>	<b>2017/18</b>	<b>2018/19</b>
Diploma in Biblical Theology & Ministry	29	33	37	37	20	38
Advanced Diploma in Biblical Theology & Ministry				11	30	
<b>TOTAL</b>	<b>29</b>	<b>33</b>	<b>37</b>	<b>48</b>	<b>50</b>	<b>38</b>

**Table E1.4: Arthur Portland College**

<b>Programme Name</b>	<b>2013/14</b>	<b>2014/15</b>	<b>2015/16</b>	<b>2016/17</b>	<b>2017/18</b>	<b>2018/19</b>
Association of Accounting Technicians (AAT)			20	40	59	37
Association of Chartered Certified Accountants (ACCA)			118	45	73	100
Botswana Institute of Chartered Accountants (BICA)			15	19		10
Chartered Financial Analyst (CFA)			18	8		6
Chartered Institute of Management Accountants (CIMA)			107	78	71	39
<b>TOTAL</b>			<b>278</b>	<b>190</b>	<b>203</b>	<b>192</b>

**Table E1.5: Ba Isago University**

<b>Programme Name</b>	<b>2013/14</b>	<b>2014/15</b>	<b>2015/16</b>	<b>2016/17</b>	<b>2017/18</b>	<b>2018/19</b>
Foundation in Accountancy						16
Certificate in Business Management	54	30	21	18	30	44
Certificate in Court Administration	5	18		2	10	
Certificate in Entrepreneurship					5	1
Certificate in Human Resource Management					4	
Certificate in Law	26	23		5	13	16
Certificate In Real Estate	73	53	64	130	58	64
Certificate In Vocational Education & Training	10	21		137	13	42
Certified Accounting Technician (Diploma)	178	22	24	8	25	
Diploma In Accounting	184	207	119	30	11	7
Diploma In Court Administration	127	162	130	61	6	22
Diploma In Entrepreneurship	21	33	20	9	1	
Diploma In Insurance	17	21	16	74	65	22
Diploma In Law	46	94	63	15	15	16
Diploma in Marketing	118	78	100	19	2	8
Diploma in Marketing Management		36				
Diploma in Occupational Health and Safety			124	191	224	120
Diploma In Real Estate	299	283	203	117	72	86
Diploma In Transport Management & Logistics	174	226	120	231	147	48
National diploma in Safety Management	56	19	6	3		
National Diploma in Security Risk	2					
National Professional Diploma in Education	72	68	84	37	8	5
PGDE Leadership & Management	5	5				

**Ba Isago University Cont'd .....**

<b>Programme Name</b>	<b>2013/14</b>	<b>2014/15</b>	<b>2015/16</b>	<b>2016/17</b>	<b>2017/18</b>	<b>2018/19</b>
Bachelor of Accounting (Management Accounting)	4					
Bachelor of Accounting Sciences (Financial Accounting)	14	10	3	4		
Bachelor of Arts (Community Health & Psychology)				2		
Bachelor of Arts (General)	5			1		
Bachelor of Arts (Health Science & Social Services)			2			
Bachelor of Arts (Health Services Management)			1			
Bachelor of Arts (Law & Public Admin)				5	30	82
Bachelor of Arts (Political Leadership & Citizenship)				1		
Bachelor of Commerce (Accounting)	96	95	105	145	91	88
Bachelor of Commerce (Banking & Finance)	320	369	413	463	235	248
Bachelor of Commerce (Economics)	1		44	104	137	169
Bachelor of Commerce (Entrepreneurship)	50	41	40	68	85	99
Bachelor of Commerce (Financial Management)	85	38	32	3		
Bachelor of Commerce (General)			1	1		
Bachelor of Commerce (Human Resource Management)	98	67	51	34	9	5
Bachelor of Commerce (Industrial & Organizational Psychology)	12	11	6	2		
Bachelor of Commerce (Logistics Management)	15	3	2			
Bachelor of Commerce (Management & Accounting)	26	11	6	3		
Bachelor of Commerce (Marketing Management)	69	49	36	8	34	45
Bachelor of Commerce (Real Estate)	136	235	351	402	313	351
Bachelor of Commerce (Hons) (Risk Management & Insurance)	84	120	141	177	174	169



**Ba Isago University Cont'd.....**

<b>Programme Name</b>	<b>2013/14</b>	<b>2014/15</b>	<b>2015/16</b>	<b>2016/17</b>	<b>2017/18</b>	<b>2018/19</b>
Bachelor of Commerce (Risk Management)	285	281	261	279	84	25
Bachelor of Commerce (Strategic Supply Management)	18	8	2	1		
Bachelor of Commerce (Transport Management & Logistics)	22	21	9	39	69	264
Bachelor of Communication (Science)	1					
Bachelor of Computing (Financial Accounting)			2			
Bachelor of Computing (Management Accounting)			1			
Bachelor of Education (Early Child Development)	75	122		185	203	241
Bachelor of Education (Foundation Phase)				1		
Bachelor of Education (General)	1	7	3	4	4	4
Bachelor of Education (International & Senior Phase)			1			
Bachelor of Education (Social Studies)	17	17		1		
Bachelor of Law	3		2	2		
Bachelor of Science (Agriculture)			1			
Bachelor of Science (Quantity Surveying)		37	91	141	174	302
Bachelor of Technology (Breech) (Safety Management)	4	2	3			
Botswana Institute of Chartered Accountants (BICA)	49			4		
Association of Chartered Certified Accountants (ACCA)						6
<b>TOTAL</b>	<b>2,955</b>	<b>2,943</b>	<b>2,708</b>	<b>3,167</b>	<b>2,352</b>	<b>2,615</b>

**Table E1.6: Boitekanelo Training Institute**

<b>Programme Name</b>	<b>2013/14</b>	<b>2014/15</b>	<b>2015/16</b>	<b>2016/17</b>	<b>2017/18</b>	<b>2018/19</b>
Certificate In Counselling						
Certificate In Dental Surgery Assisting					30	
Certificate In Emergency Medical Care					43	14
Certificate In Health Care Assistance					44	30
Certificate in Health Education Assistance					11	9
Certificate In Occupational Health And Safety					16	12
Certificate in Phlebotomy					7	
Certificate in Plaster Technology					8	
Diploma In Counselling	281	220	65	24	2	
Diploma In Emergency Care Technology	350	303	158	65	145	98
Diploma In Health Care Management	279	247	152	36	102	10
Diploma In Health Education & Promotion	271	189	106	24	166	37
Diploma in Occupational Health and Safety	447	419	199	171	146	66
Higher Diploma In Pharmacy	43	116	182	202	139	157
National Diploma In Clinical Technology		11	55	81	95	76
Bachelor of Arts Counselling				230	225	248
Bachelor of Arts Health Care Service Management	34	99	283	272	264	274
Bachelor of Science Health Promotion & Education	37	93	172	273	260	277
Bachelor of Science In Emergency Medical Care		44	170	137	28	70
Bachelor of Science In Occupational Health Safety	51	124	336	424	390	413
Bachelor of Science In Nutrition & Dietetics		16	113	139	134	90
<b>TOTAL</b>	<b>1,861</b>	<b>1,972</b>	<b>2,107</b>	<b>2,078</b>	<b>2,255</b>	<b>1,881</b>

**Table E1.7: Bosabosele Training Institution**

<b>Programme Name</b>	<b>2013/14</b>	<b>2014/15</b>	<b>2015/16</b>	<b>2016/17</b>	<b>2017/18</b>	<b>2018/19</b>
Certificate in Early Childhood Education		62	64	21	133	494
Certificate in HIV/AIDS care & Counselling		5	3		8	
Certificate in Journalism and Media Studies		20	22	8	10	
Certificate in Security, Risk and loss Control					3	
Certificate in Social Work		91	56	26	36	48
Certificate of Proficiency in Insurance			4		3	13
Diploma in Education						1
Diploma in Social Work		114	168	115	34	58
Advanced Diploma in Early Childhood Education					11	38
Bachelor of Arts in Community Development					11	33
Bachelor of Education in Early Childhood Education					16	48
<b>TOTAL</b>		<b>292</b>	<b>317</b>	<b>170</b>	<b>265</b>	<b>733</b>

**Table E1.8: Botho University**

Programme Name	2013/14	2014/15	2015/16	2016/17	2017/18	2018/19
Certificate in Childcare					6	6
Certificate in Computer Hardware Maintenance & Networking					2	4
Certificate in Database Administration					3	
Certificate in Electrical Installation and Maintenance					6	4
Certificate in New Venture Creations				24		
Certificate in Network Administration				3		
Certificate in Computing		40	1			
Certificate NIIT Programmes		11				
Post Graduate Certificate In Higher Education	58	112	3	1		
Diploma in Accounting		1	2	1		
Diploma in Business Management		1	5	2	1	
Diploma in Computing		47	8	8	4	
Diploma In Finance			1	1		
Diploma (Hons) in Business Management			1	1	1	
Professional Diploma (Hons) in Computing	145	18	204	93	3	4
Prof Diploma (Hons) in Health Information Management		5	1	2	1	
Prof Diploma (Hons) in Jewellery Management & Design			42	41	37	5
Professional Diploma Network Security & Computer Forensic			7	6	1	1
Post Graduate Diploma in Higher Education			29	7	31	25
Bachelor of Education (Honours) Primary Education			3	6	9	12
Bachelor of Engineering (Computer Engineering)			36	99	102	130
Bachelor of Engineering (Electrical Engineering)			80	182	159	150
Bachelor of Science (Hons) in Accounting	328	937	428	715	685	492



**Botho University Cont'd.....**

<b>Programme Name</b>	<b>2013/14</b>	<b>2014/15</b>	<b>2015/16</b>	<b>2016/17</b>	<b>2017/18</b>	<b>2018/19</b>
Bachelor of Science Business Management	207	56	179	309	352	234
Bachelor of Science (Hons) Computing Software Specialization		65				
Bachelor of Science (Hons) In Computing						
Bachelor of Science (Hons) in Computing	3,532	2,031	2,052	1,223	543	329
Bachelor of Science (Hons) in Computing & Its Practice	445	498				
Bachelor of Science (Honours) in Finance			73	159	200	250
Bachelor of Science (Hons) in Health Information Management	204	694	556	863	951	953
Bachelor of Science (Hons) in Hospitality Management			64	142	174	204
Bachelor of Science (Hons) in Jewellery Management & Design			22	63	61	83
Bachelor of Science (Hons) in Mobile Computing	19	39	46	92	99	87
Bachelor of Science (Hons) in Multimedia Systems			47	65	80	89
Bachelor of Science (Hons) in Network Security & Forensics	64	497	321	431	398	386
Bachelor of Science (Hons) in Sports Management			33	33	31	29
Master of Business Administration						17
Master of Education in Higher Education			26	146	112	49
Master of Science in Computing (Teesside University)	4	9	4	4	3	
Master of Science in Computer Systems Management			9	28	43	32
Master of Science in Mobile Technologies				8	6	1
Association of Accounting Technician (AAT)	1,022	689	239	227	145	144
Association of Chartered Certified Accountants (ACCA)	34	7	68	78	71	56
Botswana Institute of Chartered Accounts (BICA)	19	43	14	34	18	14

**Botho University Cont'd.....**

Programme Name	2013/14	2014/15	2015/16	2016/17	2017/18	2018/19
Chartered Institute of Managements Accountants (CIMA)	39	128	67	74	79	74
Faculty of Computing Exchange Programme			5	5	5	5
Professional Development Programmes - Attendance			83	119		
Professional Qualification in International Public Financial Management				5	8	8
<b>TOTAL</b>	<b>6,120</b>	<b>5,928</b>	<b>4,759</b>	<b>5,300</b>	<b>4,430</b>	<b>3,877</b>

**Table E1.9: Botswana Institute of Bankers**

Programme Name	2013/14	2014/15	2015/16	2016/17	2017/18	2018/19
Certificate in banking					79	86
Associate Diploma in banking			128	101	33	
<b>TOTAL</b>			<b>128</b>	<b>101</b>	<b>112</b>	<b>86</b>

**Table E1.10: DDT College of Medicine**

Programme Name	2013/14	2014/15	2015/16	2016/17	2017/18	2018/19
Bachelor of Doctor Assistance			27	64	89	96
Bachelor of Medical Laboratory Science			27	96	128	148
Bachelor of Pharmacy			26	82	115	137
Bachelor of Physiotherapy			24	54	83	103
<b>TOTAL</b>			<b>104</b>	<b>296</b>	<b>415</b>	<b>484</b>

**Table E1.11: Flying Mission Services**

<b>Programme Name</b>	<b>2013/14</b>	<b>2014/15</b>	<b>2015/16</b>	<b>2016/17</b>	<b>2017/18</b>	<b>2018/19</b>
Diploma in Aircraft Maintenance & Engineering	25	25	28	14	20	42
<b>Total</b>	<b>25</b>	<b>25</b>	<b>28</b>	<b>14</b>	<b>20</b>	<b>42</b>

**Table E1.12: Gaborone Academy of Education**

<b>Programme Name</b>	<b>2013/14</b>	<b>2014/15</b>	<b>2015/16</b>	<b>2016/17</b>	<b>2017/18</b>	<b>2018/19</b>
Certificate in Business Studies		3				
Certificate in Information systems		1				
Certificate in Human Resource Management		2				
Certificate in Marketing, Advertising & Public Relations			2	4		
Advanced Certificate in Business Skills			1			
International Certificate in Computer Studies			1			
Diploma in Business Skills	5	2				
Diploma in Business Studies	1					
Diploma in Human Resource Management	2					
Diploma in Marketing Advertising & Public Relations	9	9				
Association of Accounting Technicians (AAT)	23	44	30	24	39	
<b>TOTAL</b>	<b>40</b>	<b>61</b>	<b>34</b>	<b>28</b>	<b>39</b>	<b>x</b>

**Table E1.13: Gaborone Institute of Professional Studies**

<b>Programme Name</b>	<b>2013/14</b>	<b>2014/15</b>	<b>2015/16</b>	<b>2016/17</b>	<b>2017/18</b>	<b>2018/19</b>
Certificate In Information Technology	149					
Certificate In Tourism	76					
Association of Accounting Technicians (AAT)	431	250	89	10	42	11
Diploma In Accounting		86				15
Diploma In Business Management	366	14			5	
Diploma In Business Skills	13					
Diploma In Computing		293	94	1	21	14
Diploma In Entrepreneurship	37	123	54			
Diploma In Human Resource Management	406	5	4			
Diploma In Information Technology	88					
Diploma In Sales and Marketing (Professional)	45	4				
Advanced Diploma in Automotive Electrical Engineering				5	26	30
Advanced Diploma In Business Management	130	11	8			
Advanced Diploma Business Skills	160	59	20	8	5	
Advanced Diploma Business Studies		6				
Advanced Diploma in Diesel Plant Engineering				14	51	62
Advanced Diploma In Human Resource Management	110	57	19	3	5	
Advanced Diploma Information Technology	414					
Advanced Diploma International Tourism	14	86	2			9
Advanced Diploma in Motor Vehicle Repair & Refinishing				14	7	5
Advanced Diploma Travel & Tourism	47	23				
Higher Diploma In Sales & Marketing	9					



**Gaborone Institute of Professional Studies Cont'd.....**

<b>Programme Name</b>	<b>2013/14</b>	<b>2014/15</b>	<b>2015/16</b>	<b>2016/17</b>	<b>2017/18</b>	<b>2018/19</b>
Association of Chartered Certified Accountants (ACCA)	18	25	28	11	22	
Bachelor of Arts (Hons) Business Management	20		12			
Bachelor of Arts (Hons) Business Studies		6			3	
Bachelor of Business Admin (Accounting & Finance)	357	367		383	181	24
Bachelor of Business Administration (Marketing)	156	240	286	240	47	3
Bachelor of Business Administration (Business Management)	242	210		247		19
Bachelor of Business Administration Human Resource Management		23				
Bachelor of Business Administration Strategic Management		286	332	287	332	45
Bachelor of Business Administration (Travel & Tourism Management)	800			865	484	91
Bachelor of Commerce Banking & Finance			39	66	115	84
Bachelor of Commerce Entrepreneurship			14	52	51	37
Bachelor of Commerce in Logistics and Supply Chain Management					21	33
Bachelor of Commerce in Purchasing & Supply Mgt					31	42
Bachelor of Science Business Information System			3			
Bachelor of Science Computer Science		62	51	58	39	2
Bachelor of Science Forensic Accounting & Finance			19		26	12
Bachelor of Science Information Technology	35					
Bachelor of Science (Hons) Business Information Technology	168			26		
<b>TOTAL</b>	<b>3,287</b>	<b>3,186</b>	<b>2,451</b>	<b>2,290</b>	<b>1,514</b>	<b>542</b>

**Table E1.14: Gaborone Universal College of Law**

<b>Programme Name</b>	<b>2013/14</b>	<b>2014/15</b>	<b>2015/16</b>	<b>2016/17</b>	<b>2017/18</b>	<b>2018/19</b>
Certificate in Law					1	1
Chartered Institute of Purchasing & Supply (CIPS)						7
Diploma in Agriculture					1	1
Diploma in Child Law					1	1
Diploma in Company Law					1	
Diploma in Court Administration		16	22	20	6	6
Diploma in Early Childhood Education		144	42	94	127	110
Diploma in Electronics					1	1
Diploma in Environmental Law, Occupational Health and Safety				358		
Diploma in Events Management				205	6	6
Diploma in Labour Law				5	3	2
Diploma in Law	690	415	298	153	115	105
Diploma in Motor Vehicle Engineering					1	2
Diploma in Occupational Health and Safety				2		
Diploma in Public Health				18	19	18
Diploma in Procurement and Supply					12	12
Diploma in Security Management				240		
Diploma in Transport Planning & Management				234	15	14
Diploma in Water and Environmental Engineering						1
Advanced Diploma in Criminology		8		9	6	
Advanced Diploma in Early Childhood Education				9		5
Advanced Diploma in Occupational health & Safety Environment law		252	197	116	73	70

**Gaborone Universal College of Law Cont'd.....**

<b>Programme Name</b>	<b>2013/14</b>	<b>2014/15</b>	<b>2015/16</b>	<b>2016/17</b>	<b>2017/18</b>	<b>2018/19</b>
Advanced Diploma in Procurement and Supply					1	1
Advanced Diploma in Purchasing and Supply Management		55	52	17	7	6
Advanced Diploma in Security Management & Legal Studies		37	21	23	16	
Bachelor of Arts (Public Health)			75	190	313	379
Bachelor of Business Administration (Security management)			27	25	23	23
Bachelor of Business Administration (Occupational Health & Safety)			135	262	360	452
Bachelor of Commerce in Accountancy					1	1
Bachelor of Commerce in Purchasing & Supply management			24	56	91	107
Bachelor of Commerce in Travel & Tourism			3	12	23	25
Bachelor of Education (Early childhood Education)			36	93	137	199
Bachelor of Law (Public Administration)						15
Bachelor of Science in Health Promotion & Disease Prevention						10
Bachelor of Technology In Construction Engineering				48	42	200
Bachelor of Business Administration (Entrepreneurship)				12	10	14
Master of Education Early Childhood						3
Master Public Health						2
Master of Science Occupational Health & Safety						7
<b>TOTAL</b>			<b>300</b>	<b>698</b>	<b>1,000</b>	<b>1,819</b>

**Table E1.15: Imperial School of Business**

<b>Programme Name</b>	<b>2013/14</b>	<b>2014/15</b>	<b>2015/16</b>	<b>2016/17</b>	<b>2017/18</b>	<b>2018/19</b>
Certificate Business Management	54				1	11
Certificate in Advertising				63		
Certificate in Entrepreneurship					3	3
Certificate in Health & Safety				77	2	
Certificate in Human Resource Management	76					
Certificate in Logistics & Transport				77	2	2
Certificate in Marketing, Advertising & Public Relations Management					2	11
Certificate In Marketing Management	115					
Certificate In Procurement Supply Operations		4	4			
Certificate in Project Management					3	8
Certificate in Retail Management				62		
Certificate in Risk Management					1	
Certificate in Social Work					3	
Certificate in Travel, Tourism & Hospitality Management (operations)	77			76	4	6
Certificate of Proficiency					3	
International Computer Driving License (ICDL)		8	8			
Association of Accounting Technicians (AAT)	287	191	193	59	17	56
Diploma In Business Management			11			
Diploma In Business Studies	61		25			
Diploma In Human Resource Management			1			
Diploma In Marketing Management		56				
Diploma In Travel, Tourism & Hospitality Management			14			



**Imperial School of Business cont'd.....**

<b>Programme Name</b>	<b>2013/14</b>	<b>2014/15</b>	<b>2015/16</b>	<b>2016/17</b>	<b>2017/18</b>	<b>2018/19</b>
Advanced Diploma In Advertising, Public Relations & Marketing Management	69	28	28			
Advanced Diploma In Business Management	14	61	37	12	2	
Advanced Diploma in Business Skills		25				
Advanced Diploma In Human Resource Management	23	51	43	15	2	
Advanced Diploma In Marketing Management			56			
Advanced Diploma In Travel, Tourism & Hospitality Management	6	64	44	13	4	
Association of Chartered Certified Accountants (ACCA)				23	22	21
Bachelor of Business Administration In Finance & Banking			40	94	109	120
Bachelor of Business Administration In Travel Tourism & Hospitality			11	40	49	63
Bachelor of Business Administration in Business Management					2	2
Bachelor of Business Administration In Entrepreneurship			7	19	30	32
Bachelor of Business Administration (Logistic and Transport Management)						18
Bachelor of Business Administration in marketing and Public Relations					1	
Degree In Entrepreneurial Management		17				
Chartered Institute Of Management Accountants (CIMA)		2	10	8	9	5
Unclassified	41					
<b>TOTAL</b>	<b>823</b>	<b>507</b>	<b>532</b>	<b>638</b>	<b>271</b>	<b>358</b>

**Table E1.16: Limkokwing University**

<b>Programme Name</b>	<b>2013/14</b>	<b>2014/15</b>	<b>2015/16</b>	<b>2016/17</b>	<b>2017/18</b>	<b>2018/19</b>
Certificate in Architecture Technology				134		
Certificate in Broadcasting Radio & Television				159	31	33
Certificate in Digital Video				161		
Certificate in Event Management				182		
Certificate in Fashion & Textiles				137		
Certificate in Graphic Design				132		
Certificate In Hospitality Management				176		
Certificate in Interior Design				123		
Certificate In Merchandising & Retailing				126		
Certificate in Music Design				120		
Certificate in performing Arts				100		
Certificate In Product Design				129		
Certificate in retail & Marketing Management				190		
Certificate in Tourism Management				204		
Diploma in Architectural Technology					109	115
Diploma in Broadcasting (BRTV)					155	146
Diploma in Digital Video					145	150
Diploma in Events Management					168	164
Diploma in Fashion and Textile Design					127	131
Diploma in Graphic Design					106	101

**Limkokwing University cont'd.....**

<b>Programme Name</b>	<b>2013/14</b>	<b>2014/15</b>	<b>2015/16</b>	<b>2016/17</b>	<b>2017/18</b>	<b>2018/19</b>
Diploma in Hospitality Management					172	175
Diploma in Interior Design					93	84
Diploma in Merchandising & Retailing					121	131
Diploma in Music Design					111	107
Diploma in Product Design					119	122
Diploma in Retail & Marketing Management					177	186
Diploma in Tourism Management					191	182
Associate Degree in Advertising	107	108	65	42	5	6
Associate Degree in Architectural Technology	275	268	186	130	150	126
Associate Degree in Broadcasting (Radio & Television)	252	252	175	136	31	44
Associate Degree in Business Information System	216	217	129	92	15	18
Associate Degree in Business Information Technology	5	5	5			
Associate Degree in Business Management	248	247	124	27	16	14
Associate Degree in Creative Multimedia	177	177	147	77	5	4
Associate Degree in Digital Photography	4	24	13	4		
Associate Degree in Digital Video	44	44	19	1	1	1
Associate Degree in Event Management	34	33	27	18	1	1
Associate Degree in Fashion & Apparel Design	93	92	90	57	57	57
Associate Degree in Fine Art	92		83	52	15	12
Associate Degree in Furniture Design	19	19	12			

**Limkokwing University cont'd.....**

<b>Programme Name</b>	<b>2013/14</b>	<b>2014/15</b>	<b>2015/16</b>	<b>2016/17</b>	<b>2017/18</b>	<b>2018/19</b>
Associate Degree in Graphic Design	103	102	60	26	5	8
Associate Degree in Hotel Management	40	40	28	5	1	1
Associate Degree in Information Technology	26	25	11	1	3	3
Associate Degree in Interior Design	77	76	58	39	6	6
Associate Degree in International Tourism	1	1		1		
Associate Degree in Journalism & Media	286	283	163	74	9	9
Associate Degree in Marketing	130	129	52	6	8	11
Associate Degree in Merchandising & Retailing	79	79	58	49	13	10
Associate Degree in Mobile Computing	4	4	4	1		
Associate Degree in Packaging Design and Technology	55	55	36	20	1	1
Associate Degree in Public Relations			8	13	10	10
Associate Degree in Retail Management			23	6	2	2
Associate Degree in Software Engineering	14	14	10	2		
Associate Degree in Sound Technology	129	128	84	54	47	47
Associate Degree in Textile	238	238	127	49	35	83
Associate Degree in Tourism Management	206	206	181	92	17	20
Associate Degree in Television & Film Production	128	128	83	76	6	5
Associate Degree in Web Design	89	89	48	16	1	12
Bachelor of Arts (Hons) in Broadcasting & Journalism	260	260	351	432	491	
Bachelor of Arts (Hons) in Creative Multimedia	118	118	71	128	139	
Bachelor of Arts (Hons) in Digital Film & Television	68	68	109	154	169	
Bachelor of Business (Hons) in Entrepreneurship	125	125	55	95	110	107

**Limkokwing University cont'd.....**

<b>Programme Name</b>	<b>2013/14</b>	<b>2014/15</b>	<b>2015/16</b>	<b>2016/17</b>	<b>2017/18</b>	<b>2018/19</b>
Bachelor of Arts (Hons) in Event Management	60	60	70	102	145	126
Bachelor of Arts (Hons) in Industrial Design	59	59	69	77	93	105
Bachelor of Arts in Interior Architecture	174	169	177	215	231	215
Bachelor of Arts (Hons) in Professional Communication	31	31	5			
Bachelor of Business (Hons) International Business	201	197	187	226	244	239
Bachelor of Business (Hons) in Tourism Management	279	276	174	235	287	276
Bachelor of Business Travel and Tourism Management						946
Bachelor of Design (Hons) Professional Design	141	139	75	91	143	
Bachelor of Science (Hons) in Electronic Commerce	108	106	50	47	33	35
Bachelor of Science (Hons) in Software Engineering with Multimedia	148	143	126	98	133	131
Bachelor of Science (Hons) Information Technology	52	52	30	9	14	14
<b>TOTAL</b>	<b>5,081</b>	<b>5,044</b>	<b>3,658</b>	<b>5,148</b>	<b>4,517</b>	<b>4,488</b>

**Table E1.17: Kgolagano College**

<b>Programme Name</b>	<b>2013/14</b>	<b>2014/15</b>	<b>2015/16</b>	<b>2016/17</b>	<b>2017/18</b>	<b>2018/19</b>
Certificate in Human Development			1	1		
Certificate in Theology			2	4	3	5
Diploma in Theology	90	44	70	39	24	16
Bachelor of Theology		59	59	52	32	29
Preachers Course						7
<b>TOTAL</b>		<b>103</b>	<b>132</b>	<b>96</b>	<b>59</b>	<b>57</b>



**Table E1.18: MANCOSA**

<b>Programme Name</b>	<b>2013/14</b>	<b>2014/15</b>	<b>2015/16</b>	<b>2016/17</b>	<b>2017/18</b>	<b>2018/19</b>
Bachelor of Business Administration	377	458	361	190	83	45
Bachelor of Commerce (Human Resource Management)	215	231	147	41	10	12
Bachelor of Commerce (Marketing Management)	217	246	171	79	29	9
Bachelor of Public Administration	11	16	11	5	5	3
Bachelor of Commerce (Supply Chain Management)				12	23	49
Master of Business Administration	79	102	114	78	43	13
<b>TOTAL</b>	<b>899</b>	<b>1,053</b>	<b>804</b>	<b>405</b>	<b>193</b>	<b>131</b>

**Table E1.19: Megasize**

<b>Programme Name</b>	<b>2013/14</b>	<b>2014/15</b>	<b>2015/16</b>	<b>2016/17</b>	<b>2017/18</b>	<b>2018/19</b>
Certificate in CIPS				8	4	
Diploma in CIPS				7	10	11
Diploma in Fleet Management			44	82	165	65
Advanced Diploma in Purchasing & Supply			31	22	35	7
Bachelor of Science in Procurement & Supply				15	30	41
<b>TOTAL</b>			<b>75</b>	<b>134</b>	<b>244</b>	<b>124</b>

**Table E1.20: New Era College of Arts and Technology**

Programme Name	2013/14	2014/15	2015/16	2016/17	2017/18	2018/19
Certificate in Accommodation, Operations & Services				73	9	5
Certificate in Construction Industry		208	56	281	33	37
Certificate in Electrical & Electronics Engineering		295		259	4	
Certificate in International Tourism				55		
Certificate in Travel, Tourism & Hospitality				56		
Certificate in Telecommunications		134	3	177		8
Diploma in Accommodation Operations & Services	86	10				9
Diploma in Construction Industry		56	148	56	13	31
Diploma in Electrical Electronics Engineering		171	221		205	88
Diploma in Telecommunications		88	119	3		52
Diploma in Travel, Tourism & Hospitality Management		35				
Advanced Diploma in Accommodation Operations & Services		28	10			
Advanced Diploma In Construction Industry (City & Guilds)	626	469	74	148	97	99
Advanced Diploma in Electrical & Electronics Engineering	613	315	140	221		
Advanced Diploma Telecommunications Systems	318	149	40	119		26
Advanced Diploma in Travel, Tourism & Hospitality	35		24			
Bachelor of Communications Engineering			45	71	100	113
Bachelor of Electrical Electronics Engineering			75	217	212	278
<b>TOTAL</b>	<b>1,678</b>	<b>1,958</b>	<b>955</b>	<b>1,736</b>	<b>673</b>	<b>746</b>

## 7.2 Enrolment in Public Institutions

**Table E2.1: Botswana Accountancy College**

Programme Name	2013/14	2014/15	2015/16	2016/17	2017/18	2018/19
Association of Accounting Technicians (AAT)	937	457	779	763	674	779
Association of Chartered Certified Accountants (ACCA)	137	287	163	256	238	248
Certified Internal Audit		26	26		20	
Certificate in Business Accounting						76
Certificate in Business Studies (intermediate)						8
Certificate in Finance Non-Finance Managers			86	44	2	27
Certificate of Health Insurance						3
Certificate of Insurance (Life, Commercial & Personal)						10
Certificate in Practice of Long-term Insurance						157
Certificate in Practice of Retirement Funds						25
Certificate in Practice of Short Term Insurance					1	90
Post Graduate Certificate in Enterprise Risk Management			508	221	132	175
Post Graduate Certificate in Infrastructure Finance					7	4
Post Graduate Certificate in Public Sector Procurement & Tender Process Management		116	79	71	34	51
Post Graduate Certificate in Public Sector Project Management					23	
Certified Network Associate (Cisco)				19	24	
Chartered Internal Auditor				31		
Chartered Institute of Management Accountants (CIMA)	213	234	239	97	224	139
Chartered Institute of Procurement and Supply					56	244
Insurance -Certificate Of Proficiency	91					149

**Botswana Accountancy College cont'd.....**

<b>Programme Name</b>	<b>2013/14</b>	<b>2014/15</b>	<b>2015/16</b>	<b>2016/17</b>	<b>2017/18</b>	<b>2018/19</b>
Insurance Institute of South Africa (IISA)				1,159	659	
Diploma in Insurance Institute of South Africa					32	
Post Graduate Diploma in Advanced Taxation		58		74	20	18
Post Graduate Diploma in Finance for Non-Financial Managers					20	
Bachelor of Arts (Hons) in Accounting & Finance	382	415	270	299	234	270
Bachelor of Arts (Hons) in Business Enterprise	176	166	75			
Bachelor of Arts (Hons) Business Management	254	260	202	201	131	142
Bachelor of Arts (Hons) in International Finance & Banking			49	128	193	221
Bachelor of Arts (Hons) International Hospitality Management	52	53	53	96	85	99
Bachelor of Arts (Hons) International Salon Management	61	84	84	21	1	
Bachelor of Arts (Hons) International Travel & Tourism Management	268	242	211	195	262	266
Bachelor of Arts (Hons) Business Leadership & Entrepreneurship	94	89	109	230	215	210
Bachelor Degree in Insurance (Professional)						56
Bachelor of Science (Hons) Applied Business Computing	386	306	297	251	212	161
Bachelor of Science (Hons) Business Intelligence & Data Analytics				12	36	67
Bachelor of Sciences (Hons) Computer Systems Engineering	424	327	338	393	344	353
Bachelor of Sciences (Hons) Information Communication Technologies					27	46
Bachelor of Science (Hons) Mobile Technology				57	94	98

**Botswana Accountancy College cont'd.....**

<b>Programme Name</b>	<b>2013/14</b>	<b>2014/15</b>	<b>2015/16</b>	<b>2016/17</b>	<b>2017/18</b>	<b>2018/19</b>
Bachelor of Science (Hons) Network Computing					29	27
Botswana Institute of Chartered Accountants (Certificate)	74	106	88	150	96	
Botswana Institute of Chartered Accountants (Professional)					55	173
Master of Business Admin Top up (ACCA/CIMA)	33					
Master of Science in Information Technology Management	37	10	18			
Master of Science in Strategic Management	136		126	84		
Master of Science in Project Management	71	40	84	67		
Fundamental Business Calculations						24
Systems, Applications & Products Enterprise Resource (SAP)				33	5	
<b>TOTAL</b>	<b>3,826</b>	<b>3,276</b>	<b>3,884</b>	<b>4,952</b>	<b>4,185</b>	<b>4,416</b>



**Table E2.2: Botswana College of Engineering and Technology**

<b>Programme Name</b>	<b>2013/14</b>	<b>2014/15</b>	<b>2015/16</b>	<b>2016/17</b>	<b>2017/18</b>	<b>2018/19</b>
Certificate in Science Laboratory Technology			1	1		
Advanced certificate in ICT		28				
BTEP Certificate in ICT	14					
National Craft Certificate in Auto Electronics	49	132	67	71	48	42
National Craft Certificate in Automotive Mechanics	53	63	63	75	50	27
National Craft Certificate in Borehole Mechanics	19	17	15	17		
National Craft Certificate in Fitter Machining	80	15				
National Craft Certificate in Heavy Plant Mechanics	92	96	69	80		25
National Craft Certificate in Maintenance Fitting		107	34	35		37
National Craft Certificate in Penal Beating and Spray Painting		40	56	59	18	30
National Craft Certificate Welding & Fabrication	27	65	21	21		35
Diploma in Building and Civil Engineering	120	101	116	111	107	137
Diploma in Electrical & Electronic Engineering	105	102	108	102	129	105
Diploma in Water & Environmental Engineering	88	86	75	70	106	108
Diploma in Geomatics	69	68	72	68	81	78
Diploma in Mechanical Engineering	114	141	161	155	131	134
Technician Diploma in Motor Vehicle System		33	62	56		
<b>TOTAL</b>	<b>830</b>	<b>1,094</b>	<b>920</b>	<b>921</b>	<b>670</b>	<b>758</b>

**Table E2.3: Botswana International University of Science and Technology**

<b>Programme Name</b>	<b>2013/14</b>	<b>2014/15</b>	<b>2015/16</b>	<b>2016/17</b>	<b>2017/18</b>	<b>2018/19</b>
Bachelor of Engineering Chemicals, Materials & Metallurgical Engineering				56	88	70
Bachelor of Engineering (Civil & Environmental )		43	47	87	98	119
Bachelor of Engineering (Computer Engineering)	32	61	58	22	13	
Bachelor of Engineering (Computer & Telecoms)				92	89	104
Bachelor of Engineering (Electrical & Electronics)		35	37	84	100	121
Bachelor of Engineering (Energy Engineering)	48	95	97	89	31	1
Bachelor of Engineering (Geological Engineering)	61	113	117	147	133	113
Bachelor of Engineering (Industrial & Manufacturing)		73	70	85	102	108
Bachelor of Engineering (Materials & Metallurgical)						52
Bachelor of Engineering (Measurement & Instrumentation)		42	43	40	40	38
Bachelor of Engineering (Mechanical & Aerospace)		40	42			
Bachelor of Engineering (Mechanical & Energy)				91	148	161
Bachelor of Engineering (Mechatronics Engineering)					37	34
Bachelor of Engineering (Mechatronics & Industrial Instrumentation)		45	45	76	56	69
Bachelor of Engineering (Mining Engineering)	53	100	104	125	110	89
Bachelor of Engineering (Telecommunication)	60	96	108	64	53	5
Bachelor of Sciences (Applied Sciences)	43	43	27	12	1	
Bachelor of Sciences (Biological Sciences)		43	43	51		
BSc (Biological Sciences & Biotechnology)				9	78	64
Bachelor of Sciences (Chemical & forensic Sciences)		40	38	34		
BSc (Computer Science & Software Engineering)		22	12	37	61	60
Bachelor of Sciences (Earth & Environmental Sciences)	33	119	78	56	51	42

**Botswana International University of Science and Technology cont'd.....**

<b>Programme Name</b>	<b>2013/14</b>	<b>2014/15</b>	<b>2015/16</b>	<b>2016/17</b>	<b>2017/18</b>	<b>2018/19</b>
Bachelor of Sciences (Environmental Sciences)			37	40	56	59
BSc Environmental and Analytical Chemistry)				13	10	8
Bachelor of Sciences (Forensic Sciences)				11	47	52
Bachelor of Sciences (Geology)	45	90	88	90	82	73
BSc (Information Systems & Data Management)		25	18	30	48	46
Bachelor of Sciences (Mathematics & Applied Maths)	22	40	36	37	49	54
Bachelor of Science (Materials & Nano Chemistry)				8	3	2
Bachelor of Science (Pure & Applied Chemistry)				25	54	61
Bachelor of Sciences (Physics)		16	17	25	42	63
Bachelor of Sciences (Statistics)		15	16	18	28	28
Master of Engineering (Chemicals, Materials & Metallurgical Engineering)				2	4	4
Master of Engineering (Civil and Environmental)			14	5	7	5
Master of Engineering (Civil & Structural Engineering)		1				
Master of Engineering (Computer Engineering)			2	1		
Master of Engineering (Computer & Telecommunication Engineering)					3	11
Master of Engineering (Electrical & Electronics)			3	2	3	7
Master of Engineering (Energy Engineering)			5	3		
Master of Engineering (Geological Engineering)			2	2	2	5
Master of Engineering (Industrial & Manufacturing)			2	1	2	4
Master of Engineering (Industrial & System Eng)				1		
Master of Engineering (Materials & Metallurgical Eng)					1	1
Master of Engineering (Measurement & Instrumentation)			2	1		
Master of Engineering (Mechanical Engineering)			5			

**Botswana International University of Science and Technology cont'd.....**

<b>Programme Name</b>	<b>2013/14</b>	<b>2014/15</b>	<b>2015/16</b>	<b>2016/17</b>	<b>2017/18</b>	<b>2018/19</b>
Master of Engineering (Mechanical & Aerospace)				2		
Master of Engineering (Mechanical and Energy)			1		4	5
Master of Engineering (Mechatronics)			1	1		
Master of Engineering (Mechatronics & Industrial Instrumentation Engineering)					3	5
Master of Engineering (Mining Engineering)		1	2	2	3	13
Master of Engineering (Mining & Geological Eng)					2	
Master of Engineering (Mining Engineering)		1	2	2	3	13
Master of Engineering (Mining & Geological Eng)					2	
Master of Engineering (Telecommunication)			5	2	1	
Master of Sciences (Analytical Chemistry)		1				
Master of Sciences (Biological Sciences)			10	10	11	9
Master of Sciences (Biology & Biotechnology)					4	13
Master of Sciences (Chemical & Forensic Sciences)					1	
Master of Sciences (Chemical Sciences)			12	9	4	
Master of Sciences Chemistry (Pure and Applied)					5	19
Master of Sciences (Computer Science & Software Engineering)			19	17	19	18
Master of Sciences (Earth and Environmental Sciences)			3	2		1
Master of Sciences (Environmental Sciences)			9	4	8	9
Master of Sciences (Forensic Sciences)					2	1
Master of Sciences (Geology)			9	7	16	17
MSc (Information Systems & Data Management)			29	22	11	8
Master of Sciences (Physics)			9	3	13	17
Master of Sciences (Pure & Applied Mathematics)			13	11	9	16

**Botswana International University of Science and Technology cont'd.....**

<b>Programme Name</b>	<b>2013/14</b>	<b>2014/15</b>	<b>2015/16</b>	<b>2016/17</b>	<b>2017/18</b>	<b>2018/19</b>
Master of Sciences (Statistics)			8	8	3	9
PhD in Biological Sciences			5	4	6	7
PhD Chemicals, Materials & Metallurgical Engineering			3		6	4
PHD Chemical Science					1	
PHD in Chemistry				1	3	8
PHD Civil & Environmental Engineering					1	1
PHD Computer & Telecoms Engineering						3
PhD in Computer Science & Software Engineering			7	2	11	7
PHD Earth and Environmental Sciences						1
PhD in Electrical & Electronics Engineering			2			4
PhD in Energy Engineering			1			
PHD Environmental Sciences						1
PhD in Geological Sciences			3	3	5	5
PHD Industrial & Manufacturing Engineering					1	1
PHD in Information Systems & Data Management				1	7	6
PHD Materials & Metallurgical Engineering					2	7
PHD Mechanical and Energy Engineering						1
PhD in Mechatronics & Industrial instrumentation			1		2	2
PhD in Physics			2	2	4	4
PhD Pure and Applied Mathematics			1	1	7	10
PhD in Statistics			1	1	4	2
PhD Telecommunications Engineering			1	1		
<b>TOTAL</b>	<b>397</b>	<b>1,199</b>	<b>1,370</b>	<b>1,688</b>	<b>1,910</b>	<b>1,966</b>



**Table E2.4: Botswana Open University**

<b>Programme Name</b>	<b>2013/14</b>	<b>2014/15</b>	<b>2015/16</b>	<b>2016/17</b>	<b>2017/18</b>	<b>2018/19</b>
Certificate in Microsoft Office Suite (Foundation)					39	44
Certificate in Community Based Work			94	53	117	144
Certificate in English for Professional Purposes			12		354	
Certificate in Disaster Management	31	68	120	61	104	61
Certificate for Distance Education Practitioners	24	13	31	27	37	25
Certificate in Small Scale Business Management		1	179	78	64	71
Certificate in Vocational Education and Training				14	55	91
Chartered Institute of Purchasing & Supply	60	62	107	84	29	
Diploma in Business Management	263	821	1,076	753	885	818
Diploma in Human Resource Management	454	1,103	1,462	841	1,054	934
Diploma in Integrated Early Childhood Development	128	259	476	505	955	427
Bachelor of Business Administration			349	376	513	565
Bachelor of Arts in Business and Entrepreneurship	95	190	316	286	328	307
Bachelor of Commerce in HR & Labour Relations	238	556	744	549	535	472
Bachelor of Education (Primary)			40	121	213	224
Bachelor of Education Special & Inclusive Education					51	119
Bachelor of Integrated Early Childhood Development				82	158	215
Bachelor in Leadership & Change Management	102	196				
Master of Business Administration		18	41	52	103	154
Master of Education (Educational Leadership)		86	132	141	177	190
Master of Public Administration		16	31	53	65	82
Postgraduate Certificate in Quality Assurance			19	23	50	81
<b>TOTAL</b>	<b>1,883</b>	<b>3,389</b>	<b>5,229</b>	<b>4,099</b>	<b>5,886</b>	<b>6,024</b>

**Table E2.5: Botswana University of Agriculture and Natural Sciences**

<b>Programme Name</b>	<b>2013/14</b>	<b>2014/15</b>	<b>2015/16</b>	<b>2016/17</b>	<b>2017/18</b>	<b>2018/19</b>
Diploma in Agricultural Extension		59	60	58	54	58
Higher Diploma in Agriculture	44	30	19	18	15	20
Higher Diploma in Animal Health & Production	69	46	46	49	65	65
Higher Diploma in Forestry & Range Ecology	44	30	15	13	16	10
Bachelor of Science in Agriculture	101	81	78	69	70	76
Bachelor of Science in Agricultural Economics	153	118	136	164	170	176
Bachelor of Science in Agricultural Education	201	142	85	79	52	46
Bachelor of Science in Agricultural Extension	70	75	55	43	31	20
Bachelor of Science in Agricultural Mechanization	125	83	76	90	94	103
Bachelor of Science in Animal Science	139	140	146	183	211	244
Bachelor of Science in Crop Science	114	87	69	64	72	78
Bachelor of Science in Food Science & Technology	132	124	132	149	172	197
Bachelor of Science in Range Science			11	28	42	58
Bachelor of Science in Soil & Water Conservation Engineering	172	170	165	184	183	191
Master of Science in Agricultural Education	2	1		2		2
Master of Science in Agricultural Engineering	7	8	9	10	8	11
Master of Science in Animal Science	16	12	27	15	10	14
Master of Science in Crop Science	21	23	8	18	13	15
PhD in Animal Science (Animal Nutrition)		1		1		1
PhD in Animal Science (Animal Health)						1
PhD in Animal Science (Breeding & Reproduction)		1	1	1	3	1
PhD in Crop Science (Agronomy)		3	1	1	1	1
<b>TOTAL</b>	<b>1,444</b>	<b>1,234</b>	<b>1,139</b>	<b>1,239</b>	<b>1,282</b>	<b>1,388</b>

**Table E2.6: Botswana Wildlife Training Institute**

<b>Programme Name</b>	<b>2013/14</b>	<b>2014/15</b>	<b>2015/16</b>	<b>2016/17</b>	<b>2017/18</b>	<b>2018/19</b>
Certificate in Wildlife Management & Conservation	49	34	28	32	31	60
Diploma in Wildlife Management & Conservation	46	46	42	36	33	24
Professional Tour Guide	19	19	21			
Leadership and Skill Enhancement Course			23			
Problem Animal Control			17			
Induction and Basic training					19	
<b>TOTAL</b>	<b>114</b>	<b>99</b>	<b>150</b>	<b>68</b>	<b>83</b>	<b>84</b>

**Table E2.7: Colleges of Education**

<b>Programme Name</b>	<b>2013/14</b>	<b>2014/15</b>	<b>2015/16</b>	<b>2016/17</b>	<b>2017/18</b>	<b>2018/19</b>
<b>Francistown College</b> Diploma In Primary Education	628	144	x	x	x	x
<b>Serowe College</b> Diploma In Primary Education	585	700	505	263	356	365
Diploma in Early Childhood Care			110	55	72	93
<b>Tlokweng College</b> Diploma In Primary Education	469	481	414	332	319	249
<b>Molepolole College</b> Diploma In Secondary Education	538	502	366	214	175	200
<b>Tonota College</b> Diploma In Secondary Education	639	587	422	248	151	267
<b>Total</b>	<b>2,859</b>	<b>2,414</b>	<b>1,817</b>	<b>1,112</b>	<b>1,073</b>	<b>1,174</b>

**Table E2.8: Francistown College of Vocational & Technical Education**

<b>Programme Name</b>	<b>2013/14</b>	<b>2014/15</b>	<b>2015/16</b>	<b>2016/17</b>	<b>2017/18</b>	<b>2018/19</b>
BTEP Certificate in Applied Laboratory Science				30	8	32
BTEP Certificate Building Construction		28	57			
BTEP Certificate in Hospitality Operations	35	15	35	20		20
BTEP Certificate in Sport, Recreation & Leisure	116	58	71	71		
Certificate in Built Environment	57					
Certificate in Clothing Design & Textiles	107					
Certificate in Hair Dressing & Beauty therapy	103	69	68	35		39
Certificate in Teacher Training	292					
Certificate in Travel & Tourism	69	72	72			
Technician Certificate in Construction			67			
Advanced Certificate in Electrical & Mechanical Engineering	31					
Advanced Certificate Hair Dressing						27
Advanced Certificate in Information, Communication and Technology		23	45	14		
Advanced Certificate in Information Communication & Technology (& Multimedia	36					
Advanced Certificate in Multimedia		6	6			
National Craft Certificate Industrial Electrical				27	27	
National Craft Certificate Instrumentation Mechanic				99	82	
National Craft Certificate Maintenance Fitting				31	31	
National Craft Certificate Millwright				29	29	
National Craft Certificate Plumbing & Pipe Fitting				10	10	
National Craft Certificate Refrigeration & Air Conditioning				28	28	

**Francistown College of Vocational & Technical Education cont'd.....**

<b>Programme Name</b>	<b>2013/14</b>	<b>2014/15</b>	<b>2015/16</b>	<b>2016/17</b>	<b>2017/18</b>	<b>2018/19</b>
Postgraduate Certificate in Technical & Vocational Education and Training		156	117	162	57	
Diploma in Accommodation and Reception Services		10				
Diploma in Business Management	81					
Diploma in Accounting & Business Studies						20
Diploma in Culinary Arts		10	9	9	8	9
Diploma in City & Guilds Fashion			31	29		
Diploma in City & Guilds Textile			16	14		
Diploma in Food and Beverage		5				
Diploma in Hospitality Management			10	10	9	10
Diploma in ICT & Multimedia	58		53			
Diploma in Systems Administration		30		15	14	25
Diploma in Travel Management		38	40			
Diploma in Travel & Tourism			20	36	37	
National Diploma in Secretarial Studies		59	139	140	12	39
Technician Diploma in Building Construction (City & Guilds)		86	42	159		
Advanced Technician Diploma in Construction			22		94	93
Postgraduate Diploma in Technical & Vocational Education and Training				40	32	
Poverty Eradication Practical Programmes		43	34			
<b>TOTAL</b>	<b>985</b>	<b>708</b>	<b>954</b>	<b>1,008</b>	<b>478</b>	<b>314</b>



**Table E2.9: Gaborone Technical College**

<b>Programme Name</b>	<b>2013/14</b>	<b>2014/15</b>	<b>2015/16</b>	<b>2016/17</b>	<b>2017/18</b>	<b>2018/19</b>
BTEP Certificate in Hospitality Operations	26		22	10		25
BTEP Certificate in Retail Business	10					
BTEP Certificate in Travel & Tourism	64			18		
Certificate in Beauty Therapy				16	29	69
Certificate in Building Construction	135					
Certificate Clothing Design & Textiles	41					41
Certificate in Electrical & Electronic Engineering				15		
Certificate in Hairdressing	55	21		11		15
Certificate in Hospitality & Tourism	26				10	
Certificate in Multimedia	12	16	43	21		
Certificate Information & Communication Technology	9	10				
Certificate in Retail Business						14
Advanced Certificate Beauty Therapy			12	6		
Advanced Certificate Business Administration	29					
Advanced Certificate in Hairdressing			12	5		
Advanced certificate Information & Communication Technology	28	27	32	24		
National Craft Certificate (unclassified)	129					
National Craft Certificate in Electrical		41	36			
National Craft Certificate in Refrigeration		45	56			
National Craft Certificate Refrigeration & Air Conditioning			20	17	26	
Diploma in Culinary Arts		19	14	30	29	17
Diploma in Fashion Design		144	141	26	23	

**Gaborone Technical College cont'd.....**

<b>Programme Name</b>	<b>2013/14</b>	<b>2014/15</b>	<b>2015/16</b>	<b>2016/17</b>	<b>2017/18</b>	<b>2018/19</b>
Diploma in Hospitality Management		25		28	28	15
Diploma in Hospitality Operations		10				
Diploma in Retail Business		10				
Diploma in Secretarial Studies				20	21	28
Diploma in System Administration					35	28
Diploma in Tourism Management		56		54		
Diploma in Travel and Tourism					53	48
Diploma Information & Communication Technology		26				
National Diploma in Accountancy & Business Studies		96	105	43	18	31
National Diploma in Secretarial Studies	99	93	94	20		
Technician Diploma in Construction		114	140	50	50	
Technician Diploma in Electrical & Electronics Engineering	57	157	178	139	120	53
Advanced Technician Diploma in Construction					23	
Higher National Diploma in Secretarial Studies	9	7		12	11	15
<b>TOTAL</b>	<b>729</b>	<b>917</b>	<b>988</b>	<b>557</b>	<b>476</b>	<b>399</b>

**Table E2.10: Institute of Development Management**

<b>Programme Name</b>	<b>2013/14</b>	<b>2014/15</b>	<b>2015/16</b>	<b>2016/17</b>	<b>2017/18</b>	<b>2018/19</b>
Association of Accounting Technician (AAT)	318	136	126	86	77	54
Chartered Institute of Secretaries				8		
Certificate in Archives & Records Administration	39	43	104	60	36	67
Certificate in Human Resource Management			20	2	9	35
Certificate in Procurement & Supply	186		66			
Certificate in Supply & Procurement		76			11	
Advanced Certificate Procurement & Supply	129	66	51			
Diploma in Archives Admin & Records		43	141	197	114	116
Diploma in Business Studies		20				
Diploma in Community Development			24			
Diploma in Educational Management & Administration	30		30		60	
Diploma in Human Resources Management	53	80	47	53	32	
Diploma in Information Technology					20	25
Diploma in Procurement & Supply	75	38	85			
Diploma in Project Management		39	58	82	28	68
Diploma in Public Administration & Management			14	15		15
Diploma in Public Health Management		59	69	9		
Advanced Diploma in Computer Studies					1	
Advanced Diploma Procurement & Supply		31	25			
International Diploma in Business(NCC)	16		37	13		22
International Diploma in Computer Studies			21	16	1	59
International Advanced Diploma in Computer Studies	12	16	22	26	8	
International Advanced Diploma in Business(NCC)				22	3	

**Institute of Development Management cont'd.....**

<b>Programme Name</b>	<b>2013/14</b>	<b>2014/15</b>	<b>2015/16</b>	<b>2016/17</b>	<b>2017/18</b>	<b>2018/19</b>
Professional Diploma Procurement & Supply	81	27	75	428	175	381
Post Graduate Diploma in Monitoring and Evaluation			38	18	43	60
Bachelor of Archives & Records Management				140	208	370
Bachelor of Arts (Hons) Accountancy			41	85	71	72
Bachelor of Arts Community Development		23	64	92	120	189
Bachelor of Arts Travel & Tourism Management					38	62
Bachelor of Early Childhood Studies				54	143	220
Bachelor of Education (Hons) Management			33	44	104	6
Bachelor of Finance & Accounting		21		48	105	145
Bachelor of Human Resource Management				20	41	62
Bachelor of Office Management				38	47	72
Bachelor of Public Health Management			104	426	394	858
Bachelor of Science (Hons) Business Administration			47	41	72	89
Bachelor of Science (Hons) Business Computing and Information Systems			6	12		12
Bachelor of Science (Hons) Computer Networking & Software Engineering					35	41
Bachelor of Science (Hons) Supply Chain Management			66	100	100	154
Bachelor of Science Project Management				10	40	97
Master of Science Project Management				33	45	72
Master of Science Supply Chain Management				9	27	27
<b>TOTAL</b>	<b>1,263</b>	<b>766</b>	<b>1,414</b>	<b>2,187</b>	<b>2,208</b>	<b>3,450</b>

Table E2.11: Institute of Health Sciences

Programme Name	2013/14	2014/15	2015/16	2016/17	2017/18	2018/19
<b>Bamalete Lutheran School of Nursing</b>						
Post Basic Diploma Midwifery	43	64	36	36	33	22
<b>Deborah Retief School of Nursing</b>						
Higher Diploma General Nursing	118	X	X	X	X	X
<b>Institute of Health Science (Francistown)</b>						
Higher Diploma General Nursing	180	180	135	139	156	171
Post Basic Diploma Midwifery	24	24	23	23	36	36
TOTAL	<b>204</b>	<b>204</b>	<b>158</b>	<b>162</b>	<b>192</b>	207
<b>Institute of Health Sciences (Gaborone)</b>						
Post Basic Diploma Family Nurse Practitioner	20	20	16	16	26	23
Higher Diploma Dental Therapy	27	24	20	20	22	16
Higher Diploma General Nursing	137	143	247	144	140	136
Higher Diploma Medical Laboratory Technology	63	34	36	31	28	29
Higher Diploma Pharmacy Technology	82	90	73	72	68	64
Post Basic Diploma Midwifery	25	41	39	43	41	42
TOTAL	<b>354</b>	<b>352</b>	<b>431</b>	<b>326</b>	<b>325</b>	<b>310</b>
<b>Institute of Health Sciences (Lobatse)</b>						
Diploma in Psychiatric Mental Health			24	20	24	28
Higher Diploma in Environmental Health	42	168	44	153	44	31
Higher Diploma in General Nursing	186	45	165	29	111	115
Post Basic Diploma in Midwifery						
TOTAL	<b>228</b>	<b>213</b>	<b>233</b>	<b>202</b>	<b>179</b>	<b>174</b>



**Institute of Health Sciences cont'd.....**

<b>Programme Name</b>	<b>2013/14</b>	<b>2014/15</b>	<b>2015/16</b>	<b>2016/17</b>	<b>2017/18</b>	<b>2018/19</b>
<b>Institute of Health Sciences (Molepolole)</b>						
Advanced Diploma in Community Health	15					
Advanced Diploma Ophthalmic Nursing	11					
Higher Diploma General Nursing	152	152	175	174	181	158
<b>TOTAL</b>	<b>178</b>	<b>152</b>	<b>175</b>	<b>174</b>	<b>181</b>	<b>158</b>
<b>Institute of Health Sciences (Serowe)</b>						
Higher Diploma General Nursing	193	174	154	150	154	134
Higher Diploma Health Education	46	55	43	17	43	19
<b>TOTAL</b>	<b>239</b>	<b>229</b>	<b>197</b>	<b>167</b>	<b>197</b>	<b>153</b>
<b>Kanye Seventh Day School of Nursing</b>						
Post Basic Diploma Family Nurse Practitioner	25	24	24	22	19	18
Higher Diploma General Nursing	158	165	165	165	162	162
Post Basic Diploma Midwifery	20	32	32	40	40	30
<b>TOTAL</b>	<b>203</b>	<b>221</b>	<b>221</b>	<b>227</b>	<b>221</b>	<b>210</b>
<b>GRAND TOTAL</b>	<b>1,567</b>	<b>1,435</b>	<b>1,451</b>	<b>1,294</b>	<b>1,328</b>	<b>1,234</b>

**Table E2.12: Oodi College of Arts and Technology**

Programme Name	2013/14	2014/15	2015/16	2016/17	2017/18	2018/19
Foundation in Sports Recreation & Leisure			59	77	17	
Certificate in Applied Laboratory Science			30	51		34
Certificate in Business Management			127			
Certificate in Furniture Design & Manufacturing				15	19	
Certificate in Human Resource Management			31			
Certificate in Jewellery Design & Manufacturing			15	13	15	16
Certificate in Sports Recreation & Leisure					60	
Advanced certificate in Multimedia			49	16		
Diploma in ICT			62	26		
Diploma in Multimedia						18
Diploma in Network Technician					61	7
<b>TOTAL</b>			<b>373</b>	<b>198</b>	<b>172</b>	<b>75</b>

**Table E2.13: Roads Training Centre**

Programme Name	2013/14	2014/15	2015/16	2016/17	2017/18	2018/19
Roads Technician Certificate						15
Highway Engineering Technician Diploma						43
<b>Total</b>						<b>58</b>

**Table E2.14: University of Botswana**

<b>Programme Name</b>	<b>2013/14</b>	<b>2014/15</b>	<b>2015/16</b>	<b>2016/17</b>	<b>2017/18</b>	<b>2018/19</b>
Diploma in Accounting & Business Studies	1,030	1,030	457	353	411	508
Diploma in Adult Education	105	105	27	9	6	5
Diploma in Archives & Records Management	58	58	31	37	34	33
Diploma in Defence & Strategic Studies	61	61	49	23	19	31
Diploma in Land Management	30	30	2	1		
Diploma in Library & Information Studies	54	54	17	10	16	10
Diploma in Mineral Engineering	34	34	10	2		
Diploma in Mining Engineering	55	55	21	2		
Diploma in Non-Governmental Organisation Management	9	9	7	8	4	4
Diploma in Population Studies	17	17	16	9	20	23
Diploma in Social Work	44	44	21	15	18	13
Diploma in Statistics	26	26	33	45	33	20
Bachelor of Accountancy	703	703	505	483	460	478
Bachelor of Architecture	126	126	112	116	104	103
Bachelor of Arts (Chinese Studies)	41	41	72	59	50	45
Bachelor of Arts (Criminal Justice)	86	86	130	117	121	131
Bachelor of Arts (Economics)						21
Bachelor of Arts (Humanities)	1,551	1,551	629	374	221	202
Bachelor of Arts (Library & Information Studies)	69	69	34	38	42	44
Bachelor of Arts (Media Studies)	87	87	94	132	112	93
Bachelor of Arts (Pastoral Studies)	5	5	7	4	4	5
Bachelor of Arts (Social Sciences)	1,434	1,434	1,196	1,249	1,248	1,362
Bachelor of Business Administration			5			

**University of Botswana cont'd.....**

<b>Programme Name</b>	<b>2013/14</b>	<b>2014/15</b>	<b>2015/16</b>	<b>2016/17</b>	<b>2017/18</b>	<b>2018/19</b>
Bachelor of Business Administration (Entrepreneurship & Enterprise)	43	43	126	163	151	176
Bachelor of Business Administration (International Business)	46	46	99	123	130	136
Bachelor of Business Administration (logistics & Supply Chain)	56	56	158	190	210	259
Bachelor of Business Administration (Management)	398	398	489	387	384	413
Bachelor of Business Administration (Marketing)	557	557	289	227	230	223
Bachelor of Business Administration (Tourism & Hospitality Management)	128	128	130	149	147	161
Bachelor of Design (Design & Technology)	114	114	65	48	50	51
Bachelor of Design (Industrial Design)	86	86	78	108	58	36
Bachelor of Education (Adult)	226	226	143	93	60	75
Bachelor of Education (Business)	167	167	99	82	55	53
Bachelor of Education (Counselling)	352	352	256	209	184	185
Bachelor of Education (Educational Management)	160	160	40	2	36	
Bachelor of Education (Early Childhood Management)				5		65
Bachelor of Education (Family & Consumer Sciences)	264	264	112	87	64	56
Bachelor of Education (Home Economics)			2			
Bachelor of Education (Leadership Management)					146	188
Bachelor of Education (Physical)	530	530	205	168	150	161
Bachelor of Education (Primary)	554	554	16	5	27	32
Bachelor of Education (Science)	343	343	354	500	539	577
Bachelor of Education (Secondary)	688	688	105	43	34	19
Bachelor of Education (Special)	551	551	236	151	139	145

**University of Botswana cont'd.....**

<b>Programme Name</b>	<b>2013/14</b>	<b>2014/15</b>	<b>2015/16</b>	<b>2016/17</b>	<b>2017/18</b>	<b>2018/19</b>
Bachelor of Engineering (Civil)	140	140	157	125	196	170
Bachelor of Engineering (Construction & Engineering)	122	122	71	46	18	5
Bachelor of Engineering (Electrical & Electronic Engineering)	123	123	125	115	176	191
Bachelor of Engineering (General)				176		1
Bachelor of Engineering (Industrial Engineering)	79	79	84	68	108	129
Bachelor of Engineering (Mechanical Engineering)	132	132	141	123	177	174
Bachelor of Engineering (Mineral Engineering)	56	56	56	60	57	46
Bachelor of Engineering (Mining Engineering)					50	57
Bachelor of Engineering (Real Estate)					42	57
Bachelor of Finance	407	407	371	343	316	316
Bachelor of Fine Arts (Theatre Arts)	80	80	35	30	26	25
Bachelor of Geometrics	104	104	80	63	77	90
Bachelor of Industrial Design					22	60
Bachelor of Information and Knowledge Management					8	67
Bachelor Information Systems (Business)	238	238	180	121	113	103
Bachelor Information Systems (Computer Information Systems)	87	87	102	89	87	72
Bachelor Information Systems (Information Management)	180	180	121	112	80	74
Bachelor of Land Management	50	50	48	35	21	14
Bachelor of Laws	476	476	417	414	424	490
Bachelor of Library & Information Studies	218	218	95	80	75	51
Bachelor of Media Studies	144	144	169	199	166	173
Bachelor of Medicine/Surgery	230	230	244	256	261	124
Bachelor of Nursing (Completion)	10	10	5	7	8	5



**University of Botswana cont'd.....**

<b>Programme Name</b>	<b>2013/14</b>	<b>2014/15</b>	<b>2015/16</b>	<b>2016/17</b>	<b>2017/18</b>	<b>2018/19</b>
Bachelor of Nursing (Generic)	276	276	223	221	222	252
Bachelor of Pharmacy						35
Bachelor of Psychology	11	11	14	10	12	14
Bachelor of Science (Applied Geophysics)	52	52	42	37	36	47
Bachelor of Science (Computer Science)	175	175	158	184	177	185
Bachelor of Science (Computing with Finance)	138	138	173	252	256	265
Bachelor of Science (Environmental Health)	94	94	87	79	102	101
Bachelor of Science (General)	1,102	1,102	943	1,047	1,177	1,407
BSc (HistoTechnology / Cytotechnology)	1	1	27	49	59	71
Bachelor of Science (Information Technology)	100	100	126	114	133	115
Bachelor of Science (Mathematics of Finance)					12	43
Bachelor of Science (Medical Laboratory)	52	52	106	144	157	181
Bachelor of Science (Mining Engineering)	47	47	44	30	0	
Bachelor of Science (Physics with Meteorology)	41	41	34	56	47	55
Bachelor of Science (Radiation & Health Physics)	48	48	48	44	49	70
Bachelor of Science (Real Estate)	28	28	47	79	61	48
Bachelor of Science (Statistics)	12	12	6	5	2	10
Bachelor of Science (Urban & Regional Planning)	51	51	54	65	81	96
Bachelor of Social Work	276	276	193	175	246	327
Master (Professional) in Urban and Regional Planning	3	3		7	3	4
Master of Arts (African Languages & Literature)	14	14	7	6	6	7
Master of Arts (Archives & Records Management)	61	61	57	57	67	69
Master of Arts (Defence & Strategic Studies)	35	35	52	37	42	40

**University of Botswana cont'd.....**

<b>Programme Name</b>	<b>2013/14</b>	<b>2014/15</b>	<b>2015/16</b>	<b>2016/17</b>	<b>2017/18</b>	<b>2018/19</b>
Master of Arts (Development Studies)	41	41	23	25	20	22
Master of Arts (Economics)	31	31	29	34	39	51
Master of Arts (English)	17	17	17	19	10	10
Master of Arts (History)	4	4	5	5	3	3
Master of Arts (Politics & International Relations)	51	51	48	41	33	37
Master of Arts (Population Studies)	24	24	28	14	15	15
Master of Arts (Statistics)	14	14	22	17	17	9
Master of Arts (Theology & Religious Studies)	19	19	17	9	12	10
Master of Business Administration	193	193	242	227	191	176
Master of Business Administration- Modular	4	4				8
Master of Development Practice	36	36	35	20	18	6
Master of Education (Adult Education)	27	27	23	21	19	11
Master Education (Counselling & Human Studies)	46	46	35	35	44	54
Master Education (Curriculum & Instruction)	26	26	20	18	27	12
Master of Education (Educational leadership & Management)	55	55	34	36	34	26
Master of Education (Environmental Education)						1
Master of Education (Gender Education)	18	18	22	14	15	11
Master of Education (Language Education)	6	6	3	6	6	5
Master of Education (Mathematics Education)			28	20	15	17
Master of Education (Physical Education)	37	37	42	22	22	26
Master of Education (Primary Education)	12	12	18	22	24	21
Master of Education (Religious Education)	1	1	3	3	3	3
Master of Education (Research & Evaluation)	92	92	57	43	46	49

**University of Botswana cont'd.....**

<b>Programme Name</b>	<b>2013/14</b>	<b>2014/15</b>	<b>2015/16</b>	<b>2016/17</b>	<b>2017/18</b>	<b>2018/19</b>
Master of Education (Science education)			4	3	3	4
Master of Education (Social Studies)	3	3	9	10	8	7
Master of Executive Entrepreneurship					3	22
Master of Education (Mathematics & Science )	28	28				
Master of Laws	18	18	15	21	29	27
Master of Library & Information Studies	23	23	34	27	29	16
Master of Medicine (Anatomic Pathology)	3	3	5	6	7	7
Master of Medicine (Emergency Medicine)	4	4	6	7	7	6
Master of Research and Public Policy					23	45
Master of Medicine (Family Medicine)	14	14	21	11	22	24
Master of Medicine (internal Medicine)	16	16	13	15	17	22
Master of Medicine (Paediatrics & Adolescent)	17	17	14	23	21	21
Master of Medicine (Public Health)	5	5	7	6	8	11
Master of Nursing (General)	54	54	59	66	73	3
Master of Nursing (Adult Health Nursing)						7
Master of Nursing (Community Health Nursing)						23
Master of Nursing (Family Nurse Practitioner)						17
Master of Nursing (Parent & Child Health Nursing)						15
Master of Nursing (Psychiatric Mental Health Nursing)						6
Master of Project Management	52	52	51	44	56	52
Master of Public Administration (Environmental Resource Management)			3	3	5	2
Master of Public Administration (Human Resource Management)	61	61	36	51	57	46
Master of Public Administration (Local Government Management)	2	2	3	5	2	1

**University of Botswana cont'd.....**

<b>Programme Name</b>	<b>2013/14</b>	<b>2014/15</b>	<b>2015/16</b>	<b>2016/17</b>	<b>2017/18</b>	<b>2018/19</b>
Master of Public Administration (Public Financial Management)	1	1	6	5	4	4
Master of Public Administration (Public Policy)	11	11	20	13	10	12
Master of Science (Applied Microbiology)	11	11	9	12	14	7
Master of Science (Chemistry)	17	17	17	23	18	26
Master of Science (Civil Engineering)	20	20	26	27	18	23
Master of Science (Computer Information Systems)	39	39	30	22	18	11
Master of Science (Computer Science)	20	20	11	12	11	12
Master of Science (Electrical & Electronic Engineering)	17	17	30	23	22	24
Master of Science (Environmental Science)	44	44	54	49	58	54
Master of Science (Hydrogeology)	15	15	19	16	19	16
Master of Science (Mathematics)	13	13	19	19	18	17
Master of Science (Mechanical Engineering)	6	6	9	4	4	6
Master of Science (Physics)	6	6	6	5	6	9
Master of Social Work (General)	57	57	51	45	50	10
Master of Social Work (Clinical Social Work)						22
Master of Social Work (Social Policy & Administration)						11
Master of Social Work (Youth & Community Practice)						5
Master of Philosophy (Adult Education)	4	4	6	3	3	3
Master of Philosophy (African Language & Literature)	2	2	1		1	2
Master of Philosophy (Biological Sciences)	10	10	14	15	14	10
Master of Philosophy (Business)			6	8	4	6
Master of Philosophy (Chemistry)	1	1			3	1
Master of Philosophy (Computer Information System)	5	5	1	1	1	1

**University of Botswana cont'd.....**

<b>Programme Name</b>	<b>2013/14</b>	<b>2014/15</b>	<b>2015/16</b>	<b>2016/17</b>	<b>2017/18</b>	<b>2018/19</b>
Master of Philosophy (Computer Science)			1		1	1
Master of Philosophy (Counselling & Human services)	4	4	5	3	2	5
Master of Philosophy (Curriculum & Instruction)	4	4	3	3		1
Master of Philosophy (Design)			1		1	1
Master of Philosophy (Early Childhood)				1	1	4
Master of Philosophy (Economics)			5	5	2	2
Master of Philosophy (Educational Management)	8	8	4	3	4	5
Master of Philosophy (Educational Technology)	4	4	2			
Master of Philosophy (Engineering)	6	6	13	8	3	1
Master of Philosophy (English)			1	2	1	1
Master of Philosophy (Environmental Education)			3			
Master of Philosophy (Environmental Science)	7	7	7	7	5	3
Master of Philosophy (Exercise Science)	1	1	1			
Master of Philosophy (History)			2			
Master of Philosophy (Food & Nutrition)	1	1		2	2	1
Master of Philosophy (Gender Education)			1			
Master of Philosophy (Geography Education)	1	1	1		1	
Master of Philosophy (Geology)						6
Master of Philosophy (Home Economics)				1	2	1
Master of Philosophy (Infant Education)			1			
Master of Philosophy (Language Education)	2	2			1	
Master of Philosophy (Library & Information Studies)	7	7	4	4	5	2
Master of Philosophy (Mathematics)	2	2	2	1	3	1



**University of Botswana cont'd.....**

<b>Programme Name</b>	<b>2013/14</b>	<b>2014/15</b>	<b>2015/16</b>	<b>2016/17</b>	<b>2017/18</b>	<b>2018/19</b>
Master of Philosophy (Maths & Science Education)	5	5	6	6		2
Master of Philosophy (Measurement & Evaluation)						1
Master of Philosophy (Medical sciences)			2	3	7	6
Master of Philosophy (Natural Resource Management)	13	13	16	13	7	3
Master of Philosophy (Physical Education & Coaching)			1	1	1	1
Master of Philosophy (Physics)	1	1	3	3	4	2
Master of Philosophy (Political Science)	1	1	2	2	3	2
Master of Philosophy (Population Studies)	5	5	3	3	1	1
Master of Philosophy (Public Administration)	5	5	6	4	1	5
Master of Philosophy (Research & Evaluation)			4	3	3	2
Master of Philosophy (Science Education)			2	1	1	
Master of Philosophy (Social Work)	2	2	1	1	2	1
Master of Philosophy (Sociology)	2	2	2	1	3	7
Master of Philosophy (Social Studies Education)	1	1			2	
Master of Philosophy (Special Education)	1	1	4	4		2
Master of Philosophy (Sports & Recreation Management)			1			1
Master of Philosophy (Statistics)	1	1	4	1	1	2
Master of Philosophy (Textile & Clothing)			1	1		1
Master of Philosophy (Theology & Religious Education)	8	8	5	1	3	3
Doctor of Philosophy (PHD)(Adult Education)	1	1	1	2	2	
Doctor of Philosophy (PHD) (African Language & Literature)			1	2	1	1
Doctor of Philosophy (PHD) Biological sciences	8	8	15	15	16	13
Doctor of Philosophy (PHD)Built Environment				1	1	1

**University of Botswana cont'd.....**

<b>Programme Name</b>	<b>2013/14</b>	<b>2014/15</b>	<b>2015/16</b>	<b>2016/17</b>	<b>2017/18</b>	<b>2018/19</b>
Doctor of Philosophy (PHD) Business	2	2	2	4	6	6
Doctor of Philosophy (PHD) Chemistry	8	8	10	8	7	6
Doctor of Philosophy (PHD) Counselling and Human Services	2	2	2	1	1	
Doctor of Philosophy (PHD) Curriculum & Instruction	1	1	4	4	3	1
Doctor of Philosophy (PHD) Early Childhood Management					1	1
Doctor of Philosophy (PHD) Economics			2	2	3	5
Doctor of Philosophy (PHD) Educational Management	3	3	2	3	4	2
Doctor of Philosophy (PHD) Educational Technology	3	3	1	2	1	1
Doctor of Philosophy (PHD) (Engineering)	4	4	6	14	16	11
Doctor of Philosophy (PHD) English	6	6	7	7	6	3
Doctor of Philosophy (PHD) (Environmental Science)	4	4	6	6	9	8
Doctor of Philosophy (PHD) (History)				1		
Doctor of Philosophy (PHD) (Food and Nutrition)	2	2	2	2	2	1
Doctor of Philosophy (PHD) (Gender Education)						
Doctor of Philosophy (PHD) Geography Education				1	1	1
Doctor of Philosophy (PHD) Geology					2	1
Doctor of Philosophy (PHD) (Language Education)	3	3	1	2		1
Doctor of Philosophy (PHD) Library and information Studies	5	5	8	3	2	3
Doctor of Philosophy (PHD) Mathematics	6	6	6	9	7	5
Doctor of Philosophy (PHD) Mathematics Education				2	2	
Doctor of Philosophy (PHD) Medical Sciences			1	1	2	3
Doctor of Philosophy (PHD) Natural Resource Management	9	9	3	5	3	
Doctor of Philosophy (PHD) Physical Education &Coaching	1	1				

**University of Botswana cont'd.....**

<b>Programme Name</b>	<b>2013/14</b>	<b>2014/15</b>	<b>2015/16</b>	<b>2016/17</b>	<b>2017/18</b>	<b>2018/19</b>
Doctor of Philosophy (PHD) Physics	4	4	3	3	2	2
Doctor of Philosophy (PHD) Political Science			2	2	1	1
Doctor of Philosophy (PHD) Population Studies			3	2	6	5
Doctor of Philosophy (PHD) Public Administration	3	3	4	4	4	1
Doctor of Philosophy (PHD) Research & Evaluation	6	6	1	1	2	2
Doctor of Philosophy (PHD) Science Education			1	1	2	2
Doctor of Philosophy (PHD) Social Studies Education			1	1	1	1
Doctor of Philosophy (PHD) Social Work	1	1	1	2	2	2
Doctor of Philosophy (PHD) Sociology				1	2	2
Doctor of Philosophy (PHD) Special Education	3	3	3	1	1	
Doctor of Philosophy (PHD) Sports and Recreation	1	1				
Doctor of Philosophy (PHD) Statistics	2	2	2	4	3	4
Doctor of Philosophy (PHD) Textile & Clothing			1			
Doctor of Philosophy (PHD) Theology & Religious Studies	1	1	2	4	4	5
Post Graduate Diploma in Higher Education	187	187	377	280	210	149
Post Graduate Diploma in Statistics	2	2	2	1	3	2
Pre Medical programme	72	72	39	44	2	
Non Degree purpose/Short Course			74	27	19	15
<b>Grand Total</b>	<b>18,176</b>	<b>18,176</b>	<b>13,501</b>	<b>12,800</b>	<b>12,886</b>	<b>13,686</b>

### 7.3 Graduates in Private Institutions

**Table G1:1 ABM College**

Programme Name	2013	2014	2015	2016	2017	2018
Advanced Certificate Chartered Institute of Procurement & Supply (CIPS)			12			
Certificate in Early Childhood Education						14
Certificate in Entrepreneurship Development					53	
Certificate in Human Resource Management			2			
Certificate in Marketing Management		3				
Certificate in Secretarial Studies		4	12			
Advanced Diploma In Accounting & Finance		30				
Advanced Diploma in Business Management		65	17			
Advanced Diploma in Financial Management		100	5			
Advanced Diploma in Human Resource		112	11			1
Advanced Diploma In Marketing		11	4			
Advanced Diploma in Procurement & Supply					1	
Advanced Diploma in Secretarial Studies		44	27	4	2	
Advanced Diploma In Travel, Tourism & Hospitality Management	24	13				
Diploma In Business Information Systems		39		5	1	2
Diploma in Business Management		22				
Diploma in Electrical & Electronic Engineering		4	13			129
Diploma in Entrepreneurship Development						131
Diploma in Financial Management		1	1		1	
Diploma in Human Resource Management		41	3			3
Diploma in Marketing Management		8				

**ABM College cont'd.....**

<b>Programme Name</b>	<b>2013/14</b>	<b>2014/15</b>	<b>2015/16</b>	<b>2016/17</b>	<b>2017/18</b>	<b>2018/19</b>
Diploma In Procurement & Supply					11	
Diploma in Secretarial Studies		24	9	23	12	19
Diploma In Tourism & Hospitality Management						146
Bachelor of Arts (Hons) in Business Management		36	33	128	74	
Bachelor of Arts (Hons) in Human Resource Management	47	120	140	18		10
Bachelor of Arts (Hons) Marketing Management		117	48	67	44	9
Bachelor of Arts (Hons) in Tourism Management		8	45	70	40	19
Bachelor of Science (Hons) in Accounting & Finance		43	72	63		17
<b>TOTAL</b>		<b>740</b>	<b>418</b>	<b>509</b>	<b>320</b>	<b>500</b>

**Table G1:2 AFDA College**

<b>Programme Name</b>	<b>2013</b>	<b>2014</b>	<b>2015</b>	<b>2016</b>	<b>2017</b>	<b>2018</b>
Bachelor of Arts in Motion Picture Medium				49	88	129
Bachelor of Arts in Live Performance				2	47	57
Certificate in Film, TV & Entertainment Production				25		
<b>Total</b>				<b>76</b>	<b>135</b>	<b>186</b>

**Table G1:3 Assembly Bible College**

<b>Programme Name</b>	<b>2013</b>	<b>2014</b>	<b>2015</b>	<b>2016</b>	<b>2017</b>	<b>2018</b>
Diploma in Biblical Theology Ministry		13	25	17	17	14
<b>Total</b>		<b>13</b>	<b>25</b>	<b>17</b>	<b>17</b>	<b>14</b>



**Table G1:4 Ba Isago University**

<b>Programme Name</b>	<b>2013</b>	<b>2014</b>	<b>2015</b>	<b>2016</b>	<b>2017</b>	<b>2018</b>
Certified Accounting Technician	11	34		3		
Certificate in Business Management			17	15	17	10
Certificate in Court Administration				12	11	1
Certificate in Deputy Sheriffs				14		
Certificate in Entrepreneurship					2	1
Certificate in Human Resource Management		11			4	
Certificate in Law		4	15	3	13	5
Certificate in Real Estate	14	29	39	102	46	22
Certificate in Vocational Education & Training	26	26	12	145	17	25
Diploma in Accounting			68	10	6	5
Diploma in Court Administration	28	28	75	52	7	4
Diploma in Entrepreneurship			6	4	1	
Diploma in Insurance				7	48	3
Diploma in Law			31	31	8	
Diploma in Marketing			9	15	2	
Diploma in Occupational health and Safety					155	7
National Diploma in Real Estate			84	56	20	33
Diploma in Transport Management & Logistics			56	58	107	15
National Diploma in Safety Management	21	36	5			
National Professional Diploma in Education-Foundation	38	52	44	26	4	
National Professional Diploma in Education-Intermediate				14	1	
Bachelor of Commerce in Accounting				11	13	3

**Ba Isago University cont'd.....**

<b>Programme Name</b>	<b>2013</b>	<b>2014</b>	<b>2015</b>	<b>2016</b>	<b>2017</b>	<b>2018</b>
Bachelor of Commerce in Banking & Finance				24	86	26
Bachelor of Commerce (Entrepreneurship)	9	11	1		8	1
Bachelor of Commerce Financial Management				2	5	
Bachelor of Commerce Human Resource Management			2	16		2
Bachelor of Commerce (Logistics)			1			
Bachelor of Commerce (Marketing)			2			
Bachelor of Commerce (Real Estate)				11	107	12
Bachelor of Commerce Risk Management	6	8		10	80	7
Bachelor of Commerce (Hons) Risk Management & Insurance				31	30	37
Bachelor of Commerce Strategic Supply	3	5	1			
Bachelor of Education Early Childhood Management				4	24	
Bachelor of Education General				2		4
Bachelor of Education Social Studies					1	
Bachelor of Science Quantity Surveying						24
Post Graduate Diploma in Educational Leadership & Management			5			
<b>TOTAL</b>	<b>173</b>	<b>281</b>	<b>529</b>	<b>670</b>	<b>823</b>	<b>247</b>

**Table G1:5 Arthur Portland**

<b>Programme Name</b>	<b>2013</b>	<b>2014</b>	<b>2015</b>	<b>2016</b>	<b>2017</b>	<b>2018</b>
Association of Accounting Technicians (AAT)				3		
Chartered Financial Analyst (CFA)						1
(CIMA) Chartered Institute of Management Accountants					2	8
<b>TOTAL</b>				<b>3</b>	<b>2</b>	<b>9</b>

**Table G1:6 Boitekanelo Training Institute**

<b>Programme Name</b>	<b>2013</b>	<b>2014</b>	<b>2015</b>	<b>2016</b>	<b>2017</b>	<b>2018</b>
Diploma Counselling	60	207	75	47		
Diploma in Emergency Medical Care	52	242	108			80
Diploma in Health Care Management	59	191	87	84	11	106
Diploma in Health Promotion & Education	60	177	94	68	8	159
Diploma in Occupational Health & Safety					62	109
Diploma in Public Health and Occupational Health	103	292	155	106		
Higher National Diploma in Pharmacy Technology				29	45	51
Higher National Diploma in Clinical Technology					8	35
Bachelor of Arts (Counselling)						23
Bachelor of Arts Health Care Service Management						67
Bachelor of Science Emergency Medical Care						8
Bachelor of Science Health Promotion & Education						42
Bachelor of Science Nutrition and Dietetics						9
Bachelor Science Health Promotion & Education				21	67	
Bachelor of Science Health Care Service Management				19	56	
Bachelor of Science Occupational Health and Safety				18	79	71
<b>TOTAL</b>	<b>334</b>	<b>1,109</b>	<b>519</b>	<b>392</b>	<b>336</b>	<b>760</b>

**Table G1:7 Bosabosele Training Institute**

Programme Name	2013	2014	2015	2016	2017	2018
Certificate in Early Childhood Education		80	181	125	64	136
Certificate in HIV Care & Counselling		9	10	1		11
Certificate in Insurance			6			2
Certificate in Journalism & Media Studies		8	6	6		
Certificate in Security Risk & loss Control		6	9	4		17
Certificate in Social Work		120	116	25	24	18
Diploma in Social Work				5		
<b>Total</b>		<b>223</b>	<b>328</b>	<b>166</b>	<b>88</b>	<b>184</b>

**Table G1:8 Botswana Institute of Bankers**

Programme Name	2013	2014	2015	2016	2017	2018
Associate Diploma in Banking			40	32	21	20
<b>TOTAL</b>			<b>40</b>	<b>32</b>	<b>21</b>	<b>20</b>

**Table G1:9 Flying Mission Services**

Programme Name	2013	2014	2015	2016	2017	2018
Diploma in Aircraft Maintenance Engineering-Airframe & Power plant	16	12	11	13		8
<b>TOTAL</b>	<b>16</b>	<b>12</b>	<b>11</b>	<b>13</b>		<b>8</b>

**Table G1:10 Botho University**

<b>Programme Name</b>	<b>2013</b>	<b>2014</b>	<b>2015</b>	<b>2016</b>	<b>2017</b>	<b>2018</b>
Association of Accounting Technicians (AAT)					8	
ACCA						7
Bachelor of Education (Hons) Primary Education						1
Bachelor of Science (Honours) in Accounting					84	185
Bachelor of Science (Honours) in Business Management					81	72
Bachelor of Science (Honours) in Computing	324	324	354	313	109	146
Bachelor of Science (Hon) Computing & Its Practice	113	110	65			
Bachelor of Science (Hons) in Health Information Management					58	273
Bachelor of Science (Hons) in Hospitality Management						17
Bachelor of Science (Hons) in Mobile Computing						10
Bachelor of Science (Hons) in Multi Media Systems						10
Bachelor of Science (Hons) in Network Security Computer Forensics					22	142
DNIIT (Network Engineering) Microsoft Technologies			164			
DNIIT (Software Engineering) Microsoft Technologies			39			
Post Graduate Certificate In Higher Education	26	39	23		1	
Post Graduate Diploma in Higher Education					10	15
Professional Diploma (Hons) in Jewellery Management & Design						2
Professional Diploma, Information Technology	189	189				
Professional Diploma in Computing			1	127	9	3
Professional Diploma Network Security & Computer Forensics					1	
Diploma in Finance					1	
Diploma in Health Information Management					1	



**Botho University cont'd.....**

<b>Programme Name</b>	<b>2013</b>	<b>2014</b>	<b>2015</b>	<b>2016</b>	<b>2017</b>	<b>2018</b>
Certificate in Business Management			1			
Certificate in Computing			1			
Post Certificate in Higher Education			87			
Masters in Computing			2			
Masters of Education in Higher Education						23
Master of Science in Computer Systems Management					16	13
Master of Science in Mobile Technologies					2	2
Professional Development Programmes			69		101	
<b>TOTAL</b>	<b>652</b>	<b>662</b>	<b>806</b>	<b>440</b>	<b>504</b>	<b>921</b>

**Table G1:11 Gaborone Academy of Education**

<b>Programme Name</b>	<b>2013</b>	<b>2014</b>	<b>2015</b>	<b>2016</b>	<b>2017</b>	<b>2018</b>
Advanced Diploma in Accounting						11
Association of Accounts Technician	1	11	19	8		
Advanced Certificate in Business Skills	2	2	4			
Certificate in Business Studies		4	1			
Diploma Human Resource Management		6	6			
Certificate in Marketing Advertising & Public Relations	2	16	13	1		
Project Management	2					
Business Management	1					
<b>TOTAL</b>	<b>8</b>	<b>39</b>	<b>43</b>	<b>9</b>		<b>11</b>

**Table G1:12 Gaborone Universal College of law**

<b>Programme Name</b>	<b>2013</b>	<b>2014</b>	<b>2015</b>	<b>2016</b>	<b>2017</b>	<b>2018</b>
Diploma in Early Childhood Education			81	38		29
Diploma in Events Management					71	
Diploma in Purchasing & Supply				19		
Diploma in Court Administration			5			2
Diploma in Labour Law						2
Diploma in Law	73	102	50		2	36
Diploma in Occupational Health and Safety					212	
Diploma in Security Management					140	
Diploma in Transport Management					131	
Advanced Diploma in Criminology			6			2
Advanced Diploma in Occupational Health, Safety & Environmental Law			31	175		
Advanced Diploma in Security Management & Legal Studies			1			
Advanced Diploma in Purchasing & Supply Management				20		
<b>TOTAL</b>	<b>73</b>	<b>102</b>	<b>174</b>	<b>252</b>	<b>556</b>	<b>71</b>

**Table G1:13 Gaborone Institute of Professional Studies**

<b>Programme Name</b>	<b>2013</b>	<b>2014</b>	<b>2015</b>	<b>2016</b>	<b>2017</b>	<b>2018</b>
Certificate in Health & Safety				77		
Certificate in Risk Management				81		
Certificate in Project Management				77		
AAT Diploma in Accounting			26			
Diploma in Accounting			10			
Diploma in Business Management			35			
Diploma in Entrepreneurship				22	1	
Diploma in Human Resource Management			95			
Diploma in Sales & Marketing			13			
Advanced Diploma in Business Management				2		
Advanced Diploma in Business Skills			43			
Advanced Diploma Computing			24			
Advanced Diploma in Marketing				5		
Advanced Diploma in Travel & Tourism Management				2		
Bachelor of Science (Hons) Business Information Technology			10			
Bachelor of Accounting and Finance					110	93
BBA in Business Management					93	
BBA in Marketing Management					109	
Bachelor of Business Administration (Strategic Management)						119
Bachelor of Business Administration in Travel and Tourism Management					142	192
BSC Computer Science						16
<b>TOTAL</b>			<b>252</b>	<b>266</b>	<b>455</b>	<b>420</b>

**Table G1:14 Imperial School of Business**

<b>Programme Name</b>	<b>2013</b>	<b>2014</b>	<b>2015</b>	<b>2016</b>	<b>2017</b>	<b>2018</b>
Certificate in Business Management				10	1	11
Certificate in Entrepreneurship					3	2
Certificate in Health and Safety					2	
Certificate In Human Resource Management				8		
Certificate in Logistics & Transport Management						2
Certificate In Marketing Management				4	2	
Certificate In Marketing, Advertising & Public Relations Management				4	2	11
Certificate of Proficiency (COP)					3	
Certificate in Project Management					3	8
Certificate in Risk Management					1	1
Certificate in Social Work					3	
Certificate In Travel, Tourism & Hospitality Management				4	5	6
Advanced Diploma In Business Management		36		16	2	
Advanced Diploma In Human Resource Management		26		6		
Advanced Diploma In Marketing Management		43	43	27		
Advanced Diploma In Marketing, Advertising & Public Relations		7	5	4		
Advanced Diploma In Travel, Tourism & Hospitality Management		51	17	12	4	
Association of Accounting Technicians		151	133	89	39	32
Association of Certified Chartered Accountants						4
Diploma in Business Skills		22	22	27		
Diploma In Human Resource Management				21	2	
Diploma In Marketing Management				11		

**Imperial School of Business cont'd.....**

<b>Programme Name</b>	<b>2013</b>	<b>2014</b>	<b>2015</b>	<b>2016</b>	<b>2017</b>	<b>2018</b>
Diploma In Marketing, Advertising & Public Relations Management				9		
Diploma In Travel, Tourism & Hospitality Management				14		
Bachelor of Business Administration (Hons) Finance & Banking		16				
Bachelor of Business Administration Business management					2	1
Bachelor of Business Administration in Entrepreneurship					31	18
Bachelor of Business Administration in Marketing and Public Relations					1	
Bachelor of Business Administration in Travel Tourism and Hospitality					48	35
Bachelor of Commerce in Finance and Banking					109	66
Chartered Institute of Management Accounts (CIMA)					9	
<b>TOTAL</b>		<b>352</b>	<b>220</b>	<b>266</b>	<b>272</b>	<b>197</b>



**Table G1:15 Limkokwing University**

<b>Programme Name</b>	<b>2013</b>	<b>2014</b>	<b>2015</b>	<b>2016</b>	<b>2017</b>	<b>2018</b>
Associate Degree in Advertising		58	24	13	17	5
Associate Degree in Architecture		86	46	63	42	11
Associate Degree Broadcasting (Television & Radio)		206	48	57	101	4
Associate Degree in Business Information Systems		82	42	55	67	13
Associate Degree Business Information Technology		4		4		1
Associate Degree in Business Management		65	88	99	23	9
Associate Degree in Creative Multimedia		3	7	53	55	
Associate Degree in Creative Writing		1				
Associate Degree in Digital Photography		11		7	3	
Associate Degree in Digital Video		7	9	10	1	
Associate Degree in Event Management			1	7	12	2
Associate Degree in Fashion & Apparel Design		18	16	30	15	20
Associate Degree in Film & Television Production		50		10	5	2
Associate Degree in Fine Art			13	23	25	12
Associate Degree in Furniture Design			4	12		
Associate Degree in Graphic Design		44	22	32	17	4
Associate Degree in Hotel Management			4	22	6	
Associate Degree in Information Technology		10	1	15	1	5
Associate Degree in Interior Design			10	12	18	4
Associate Degree in International Tourism			1			
Associate Degree in Journalism & Media		35	87	66	64	7
Associate Degree in Marketing		3	43	46	6	4
Associate Degree in Merchandising & Retailing		29	19	17	29	12

**Limkokwing University cont'd.....**

<b>Programme Name</b>	<b>2013</b>	<b>2014</b>	<b>2015</b>	<b>2016</b>	<b>2017</b>	<b>2018</b>
Associate Degree in Mobile Computing		7		3		
Associate Degree in Multimedia & Software Engineering			1	2		
Associate Degree in Packaging Design & Technology		11	14	9	4	
Associate Degree in Public Relations		10	10	7	1	2
Associate Degree in Retail Management				17		2
Associate Degree in Software Engineering		13	1	7		
Associate Degree in Sound Technology		50	37	25	1	13
Associate Degree in Textile Design		22	70	70	3	8
Associate Degree in Tourism Management		8	6	72	22	10
Associate Degree in Videography		10				
Associate Degree in Web Design		47	38	28	2	
Bachelor of Arts (Hons) Broadcasting & Journalism		259	54	39	6	73
Bachelor of Arts (Hons) Creative Multimedia		81	32	18		10
Bachelor of Arts (Hons) Interior Architecture		190	44	21	1	39
Bachelor of Arts (Hons) Digital Film & TV Production		66	29	10	2	8
Bachelor of Arts (Hons) Events Management		151	18	6		17
Bachelor of Arts (Hons) in Industrial Design		162	22	9	2	15
Bachelor of Arts (Hons) Professional Communication		73	27	4		
Bachelor of Arts (Hons) Professional Design				8	1	10
Bachelor of Business in Entrepreneurship		245	68	6	1	7
Bachelor of Business (Hons) International Business		175	41	30	8	35
Bachelor of Business (Hons) Tourism Management		367	131	34	6	39
Bachelor of Design (Hons) Professional Design		88	96			10

**Limkokwing University cont'd.....**

<b>Programme Name</b>	<b>2013</b>	<b>2014</b>	<b>2015</b>	<b>2016</b>	<b>2017</b>	<b>2018</b>
Bachelor of Science (Hons) in Electronic Commerce		176	49	7	2	13
Bachelor of Science (Hons) in Information Technology		194	22	11	1	5
Bachelor of Science (Hons) in Software Engineering Multimedia		102	51	24	2	19
<b>TOTAL</b>		<b>3,265</b>	<b>1,368</b>	<b>1,120</b>	<b>572</b>	<b>440</b>

**Table G1:16 Kgolagano College**

<b>Programme Name</b>	<b>2013</b>	<b>2014</b>	<b>2015</b>	<b>2016</b>	<b>2017</b>	<b>2018</b>
Preachers Award					15	10
Certificate in Theology			20		5	2
Certificate in Human Development & Rehabilitation			3		1	
Diploma in Theology		4	61	11	9	4
Bachelor in Theology				20	8	6
<b>TOTAL</b>		<b>4</b>	<b>84</b>	<b>31</b>	<b>23</b>	<b>22</b>

**Table G1:17 MANCOSA**

<b>Programme Name</b>	<b>2013</b>	<b>2014</b>	<b>2015</b>	<b>2016</b>	<b>2017</b>	<b>2018</b>
Bachelor of Business Administration			72	134	57	20
Bachelor Commerce Human Resource Management			43	94	3	2
Bachelor Commerce in Marketing			47	81	27	19
Bachelor of Public Administration			2	2		
Master of Business Administration			3	7		14
<b>TOTAL</b>			<b>167</b>	<b>318</b>	<b>87</b>	<b>55</b>

**Table G1:17 Megaseize Training Institute**

Programme Name	2013	2014	2015	2016	2017	2018
Certificate in Travel, Tourism and Hospitality			3			
Diploma in Fleet Management					12	86
Professional Diploma in CIPS					8	
<b>TOTAL</b>			<b>3</b>		<b>20</b>	<b>86</b>

**Table G1:18 New Era**

Programme Name	2013	2014	2015	2016	2017	2018
Certificate in Accommodation, Operations & Services		17				
Diploma in Accommodation, Operations & Services		65			109	107
Diploma in Travel, Tourism & Hospitality Management		26				4
Adv. Diploma Accommodation, Operations & Services		30		5		
Advanced Diploma in Travel, Tourism & Hospitality Management		1				
Certificate in Electrical and Electronics Engineering		10	226			
Diploma in Electrical and Electronics Engineering		23	150			82
Advanced Diploma in Electrical and Electronics Engineering		47	18	10	58	58
Diploma in Construction Industry		137			28	115
Certificate in Telecommunication Systems			104			
Diploma in Telecommunication Systems			48		3	7
Advanced Diploma in Telecommunication Systems			9	26	60	65
Advanced Diploma in Construction Industry				8		32
Bachelor of Engineering Telecommunication Systems						18
Bachelor of Engineering Electrical & Electronic Engineering						21
<b>TOTAL</b>		<b>356</b>	<b>555</b>	<b>49</b>	<b>258</b>	<b>509</b>

## 7.4 Graduates in Public Institutions

**Table G2:1 Botswana Accountancy College**

Programme Name	2013	2014	2015	2016	2017	2018
Advanced Taxation				222		
Association of Accounting Technicians (AAT)		32	84	53	49	53
(ACCA) Association of Certified Chartered Accountants		30	26		16	
Botswana Institute of Chartered Accountants (BICA)			2	6		
Business Calculations				19		
Business Communication				31		
Certificate in Accounting & Finance			21			
Certificate in Enterprise Risk Management		369	397	416	221	
Certificate in Finance Non Finance Managers			107		44	
Certificate Higher Education in Business Enterprise			5			
Certificate Higher Education in Business Management			3			
Certificate Higher Education in International Tourism Management			3			6
Certificate Insurance Institute of South Africa		15	26			
Certificate in Public Sector Procurement & Tender Process Management			123	224	71	
Certificate of Proficiency – Basis of Long Term Insurance		275		481	283	
Certificate of Proficiency – Basis of Short Term Insurance		85		464	277	
Certificate of Proficiency - Basis of Retirement Fund		12		33	15	
Certified Network Associates (Cisco)					69	
(CIMA) Chartered Institute of Management Accountants			9	7		
Diploma in Accounting and Finance			3			
Diploma in Higher Education in Business Enterprise			1			
Diploma in Higher Education in International Tourism Management						2



**Botswana Accountancy College cont'd.....**

<b>Programme Name</b>	<b>2013</b>	<b>2014</b>	<b>2015</b>	<b>2016</b>	<b>2017</b>	<b>2018</b>
Diploma Higher Education in Travel & Tourism Management			2			
Bachelor of Arts (Honours) Accounting & Finance		99	145	101	108	96
Bachelor of Arts (Honours) in Business Enterprise		68	71	79		
Bachelor of Arts (Honours) Business Management			68	49	109	70
Bachelor of Arts Entrepreneurship & Business Leadership					55	80
Bachelor of Arts (Honours) International Hospitality Management				29	20	24
Bachelor of Arts (Honours) in International Salon Management				54	13	2
Bachelor of Arts (Hons in International Tourism Management			57	83	78	84
Bachelor of Arts (Hons) in Travel & Tourism Management			4			1
Bachelor of Science (Hons) Applied Business Computing		65	78	41	59	120
Bachelor of Science (Hons) Computer Systems Engineering		45	90	47	61	98
Master of Business Administration	29	15	28			
Master of Science Information Technology Management			9			
Master of Science Project Management			41			11
Master of Science Strategic Management	54	138	45			62
Post Certificate in Finance for Non-Finance Managers				97		
Practice of Retirement Fund				39		
SAP Academy – SAPERP Foundation Certificate				16		
SAP Enterprise Resource Planning				7		
Post Graduate Certificate Project Management						7
Post Graduate Certificate in Strategic Management						8
Post graduate Diploma in Taxation					43	
<b>TOTAL</b>	<b>81</b>	<b>1,300</b>	<b>1,503</b>	<b>2,598</b>	<b>1,591</b>	<b>780</b>

**Table G2:2 Botswana College of Engineering and Technology**

<b>Programme Name</b>	<b>2013</b>	<b>2014</b>	<b>2015</b>	<b>2016</b>	<b>2017</b>	<b>2018</b>
Certificate in ICT		4				
Certificate in Science Laboratory Technology			1			
National Craft Certificate Automotive Electronics	7	7		18	11	10
National Craft Certificate Automotive Mechanics		5	6	5		8
National Craft Certificate in Borehole Mechanics		18				
National Craft Certificate in Heavy Plant Mechanics		32	20			25
National Craft Certificate Maintenance Fitting		4	19	18		9
National Craft Certificate in Penal Beating& Spray Painting		10	10	10	10	7
National Craft Certificate Welding & Fabrication			10			5
Diploma in Building and Civil Engineering	28	40	33	33	19	35
Diploma in Electrical & Electronic Engineering	35	35	35	42	28	56
Diploma in Geomatics	18	15	8	8		32
Diploma in Mechanical Engineering	52	51	49	46	61	52
Diploma in Water Environmental Engineering	26	26	38	37	29	46
<b>TOTAL</b>	<b>166</b>	<b>247</b>	<b>284</b>	<b>217</b>	<b>158</b>	<b>285</b>

**Table G2:3 Botswana International University of Engineering and Technology**

<b>Programme Name</b>	<b>2013</b>	<b>2014</b>	<b>2015</b>	<b>2016</b>	<b>2017</b>	<b>2018</b>
Bachelor of Engineering (Computer Engineering)					7	8
Bachelor of Engineering (Energy Engineering)					17	22
Bachelor of Engineering (Geological Engineering)					29	32
Bachelor of Engineering (Mining Engineering)					25	29
Bachelor of Engineering (Telecommunication )					27	21
Bachelor of Science (Applied Mathematics)					14	1
Bachelor of Science (Applied Science)						2
Bachelor of Science (Biological Sciences & Biotechnology)						24
Bachelor of Science (Computer Science & Software Engineering)					1	10
Bachelor of Science (Earth & Environmental Sciences)					14	7
Bachelor of Sciences (Environmental Sciences)						11
Bachelor of Sciences (Forensic Sciences)						9
Bachelor of Sciences (Geology)					22	26
Bachelor of Science Information Systems & Data Management)						8
Bachelor of Science (Physics)					2	3
Bachelor of Science (Pure & Applied Chemistry)						10
Bachelor of Science (Pure & Applied Mathematics)						6
Bachelor of Science (Statistics)						3
Master of Engineering (Civil and Environmental Engineering)					3	2
Master of Engineering (Computer Engineering)						1
Master of Engineering (Computer & Telecommunication)						2

**Botswana International University of Engineering and Technology cont'd.....**

<b>Programme Name</b>	<b>2013</b>	<b>2014</b>	<b>2015</b>	<b>2016</b>	<b>2017</b>	<b>2018</b>
Master of Engineering (Energy Engineering)					2	
Master of Engineering (Geological Engineering)					1	1
Master of Engineering (Industrial & Manufacturing)					1	1
Master of Engineering (Measurement & Instrumentation)					1	
Master of Engineering (Mechanical Engineering)					1	
Master of Engineering (Mechanical & Aerospace)						1
Master of Engineering (Mechanical and Energy)						1
Master of Engineering (Mechatronics)					1	
Master of Engineering (Telecommunication)					2	
Master of Sciences (Applied Mathematics)					3	2
Master of Sciences (Biological Sciences)					4	5
Master of Sciences (Chemistry)					3	1
Master of Sciences (Computer Science)					14	4
Master of Sciences (Environmental Sciences)					2	2
Master of Sciences (Geology)					5	2
Master of Science (Information Systems & Data Management)					10	5
Master of Sciences (Physics)					3	1
Master of Sciences (Statistics)					7	
Doctor of Philosophy (Biological Sciences)					1	1
Doctor of Philosophy (Chemistry)					1	
Doctor of Philosophy (Computer Science)						2
Doctor of Philosophy (Financial Mathematics)					1	
Doctor of Philosophy (Physics)						1
<b>TOTAL</b>					<b>224</b>	<b>267</b>

**Table G2:4 Botswana Open University**

<b>Programme Name</b>	<b>2013</b>	<b>2014</b>	<b>2015</b>	<b>2016</b>	<b>2017</b>	<b>2018</b>
Certificate Community Based Work with Children and Youth				63		32
Certificate in Disaster Management		15	31	36	36	26
Certificate for Distance Education Practitioners		37	10	12	18	17
Certificate in English for Professional Purposes			11	12	358	200
Certificate in Small Scale Business Management		130	172	68	73	62
Certificate in Vocational Education and Training					19	27
Foundation Certificate In Microsoft Office Suite		38	28	10	6	5
Diploma in Business Management		128	86	141	122	155
Diploma in Early Childhood Development			96	89	164	206
Diploma in Human Resource Management		228	265	280	258	212
Bachelor of Business Administration (Leadership & Change Management)					30	65
Bachelor of Business Entrepreneurship				26	37	35
Bachelor of Commerce (HRM & Industrial Relations)		124	96	138	115	146
Bachelor of Education Early Childhood Development						32
Bachelor of Education - Primary					22	65
Commonwealth Executive Master of Business Administration (CEMBA)					2	10
Commonwealth Executive Master of Public Administration (CEMPA)					4	11
Master of Education - Educational Leadership					35	32
Post Graduate Certificate Practitioner Research & Evaluation Skills Training			172			
Post Graduate Certificate in Quality Assurance in Education				3	21	29
<b>TOTAL</b>		<b>700</b>	<b>967</b>	<b>878</b>	<b>1,320</b>	<b>1,367</b>



**Table G2:4 Botswana University of Agriculture and Natural Resources**

<b>Programme Name</b>	<b>2013</b>	<b>2014</b>	<b>2015</b>	<b>2016</b>	<b>2017</b>	<b>2018</b>
Diploma in Agricultural Extension			29	30	32	25
High Diploma in Agriculture		17	11	4	5	5
Diploma In Animal Health & Production		19	18	13	10	10
Diploma in Forestry & Range Ecology		11	15	3	4	3
Bachelor of Science Food Science & Technology			23	18	26	24
Bachelor of Science Agricultural Economics		51	18	41	28	20
Bachelor of Science Agricultural Education		54	50	17	48	13
Bachelor of Science Agricultural Mechanization		30	21	17	10	9
Bachelor of Science in Agriculture		24	20	16	16	22
Bachelor of Science in Animal Science		22	25	18	28	32
Bachelor of Science in Crop Science		27	26	13	18	10
Bachelor of Science in Soil and Water Conservation Engineering		23	42	34	33	26
Bachelor of Science Agricultural Extension		1	20	12	18	8
Bachelor of Science in Forestry and Range Ecology		35				
Master in Crop Science (Agronomy)					2	
Master in Crop Science (Horticulture)			2	5	4	
Master in Animal Science (Animal Nutrition)		5	4	1		
Master in Animal Science (Animal Management Systems)					2	
Master in Animal Science						2
Master of Science in Agricultural Engineering		2	4	2	1	3
Master of Science in Agricultural Education		3	1			
Master in Animal Science (Crop Protection)		1				
<b>TOTAL</b>		<b>325</b>	<b>329</b>	<b>244</b>	<b>285</b>	<b>217</b>

**Table G2:5 Botswana Wildlife Training Institute**

Programme Name	2013	2014	2015	2016	2017	2018
Certificate in Wildlife Management		44	27	29	30	9
Certificate in Professional Tour Guide		18	21			
Diploma in Wildlife Management		22	21	19	33	10
Induction & Basic Training					17	
Problem Animal Control						64
<b>TOTAL</b>		<b>84</b>	<b>69</b>	<b>48</b>	<b>80</b>	<b>83</b>

**Table G2:6 Colleges of Education**

Programme Name	2013	2014	2015	2016	2017	2018
<b>FRANCISTOWN COLLEGE OF EDUCATION</b>						
Diploma in Primary Education	594	151	108	X	X	X
<b>SEROWE COLLEGE OF EDUCATION</b>						
Diploma in Primary Education	195	195	130	172	192	89
Diploma in Early Childhood care & Education					17	28
	<b>195</b>	<b>195</b>	<b>130</b>	<b>172</b>	<b>109</b>	<b>117</b>
<b>TLOKWENG COLLEGE OF EDUCATION</b>						
Diploma in Primary Education		103	201	126	121	145
<b>MOLEPOLOLE COLLEGE OF EDUCATION</b>						
Diploma in Secondary Education	159	182	173	178	144	37
<b>TONOTA COLLEGE OF EDUCATION</b>						
Diploma in Secondary Education	189	225	190	212	171	35
<b>GRAND TOTAL</b>	<b>1,137</b>	<b>856</b>	<b>802</b>	<b>688</b>	<b>545</b>	<b>334</b>

**Table G2:7 Francistown College of Technical and Vocational Education**

<b>Programme Name</b>	<b>2013</b>	<b>2014</b>	<b>2015</b>	<b>2016</b>	<b>2017</b>	<b>2018</b>
Advanced Certificate in Business	63	58				
Advanced Certificate in ICT		9	8	8	12	
Advanced Certificate in Multimedia		17		5		
BEAR Diploma Culinary I Arts					1	
BTEP Certificate in Applied Laboratory Science					20	
BTEP Certificate in Building Construction	13					
Certificate in Clothing, Design & Textile						30
Certificate in Electrical & Mechanical Engineering	13					
Certificate in Hairdressing			18	16	10	
Certificate in Hospitality Operations		14			9	
Certificate in Information & Comm. Technology	30					
Certificate in Sports, Recreation & Leisure		44	39			35
Certificate in Travel & Tourism	30	18	52			
Certificate in Vocational Education and Training					162	
Advanced Diploma in ICT			16			
Diploma in Clothing Design & Textile	13	71			14	
Diploma in Fashion					27	
Diploma in ICT			15			
Diploma in Systems Administration				14	13	14
Diploma in Travel & Tourism					18	
Advanced Technician Diploma in construction					43	19
Higher Diploma in Beauty And Therapy	27	12				
National Diploma in Secretarial Studies			59	57	65	8

**Francistown College of Technical and Vocational Education cont'd.....**

<b>Programme Name</b>	<b>2013</b>	<b>2014</b>	<b>2015</b>	<b>2016</b>	<b>2017</b>	<b>2018</b>
Post Graduate Diploma in Technical and Vocational Education	133	133	92	2	40	29
National Craft Certificate Industrial Electrical					15	
National Craft Certificate Instrumentation					39	
National Craft Certificate Maintenance Fitting					15	
National Craft Certificate MillWright					15	
National Craft Certificate Refrigeration & Air Conditioning					13	
<b>TOTAL</b>	<b>322</b>	<b>376</b>	<b>299</b>	<b>102</b>	<b>531</b>	<b>135</b>

**Table G2:8 Roads Training Centre**

<b>Programme Name</b>	<b>2013</b>	<b>2014</b>	<b>2015</b>	<b>2016</b>	<b>2017</b>	<b>2018</b>
Certificate in Roads Technician						14
Diploma in Highway Engineering Technician						28
<b>Total</b>						<b>42</b>

**Table G2:9 Institute of Development Management**

Programme Name	2013	2014	2015	2016	2017	2018
Association of Accounting Technicians					29	9
Certificate in Archives & Records Management		14		3	75	75
Certificate in Human Resource Management		15			7	19
Diploma in Archives & Records management		31		42	88	59
Diploma in Business					9	18
Diploma in Community Development					5	
Diploma in Computing					22	43
Diploma in Educational Management		53				
Diploma in Human Resource Management			80		42	22
Diploma in Public Administration					14	
Diploma in Public Health				24	6	
Diploma in Project Management					15	18
Diploma in Procurement & Supply (Professional)					6	23
Advanced Diploma in Business				1	4	
Advanced Diploma in Computer Studies				1	12	
Advanced Diploma in Procurement and Supply					2	
Bachelor of Arts Archives & Records management						12
Bachelor of Arts Community Development						18
Bachelor of Education Management			29		31	39
Bachelor of Public Health Management					29	
Bachelor of Science (Hons) Business Administration					7	8
Bachelor of Science (Hons) Business Computing & Information Systems					5	9



**Institute of Development Management cont'd.....**

Programme Name	2013	2014	2015	2016	2017	2018
Bachelor of ScienceProject Management						7
Postgraduate Diploma in Monitoring & Evaluation					12	20
Master of Science Project Management					19	17
Master of Science Supply Chain Management					5	8
<b>TOTAL</b>		<b>113</b>	<b>109</b>	<b>71</b>	<b>444</b>	<b>424</b>

**Table G2:10 Bamalete Lutheran School of Nursing**

Programme Name	2013	2014	2015	2016	2017	2018
Post Basic Diploma in Midwifery	18	60	21	1	36	0
<b>Total</b>	<b>18</b>	<b>60</b>	<b>21</b>	<b>1</b>	<b>36</b>	<b>0</b>

**Table G2:11 Institute of Health Sciences-Francistown**

Programme Name	2013	2014	2015	2016	2017	2018
Higher Diploma in General Nursing	43	43	40	43	42	48
Post Basic Diploma in Midwifery	36	36	30		23	
<b>Total</b>	<b>79</b>	<b>79</b>	<b>70</b>	<b>43</b>	<b>65</b>	<b>48</b>

**Table G2:12 Kanye Seventh Day Adventist School of Nursing**

Programme Name	2013	2014	2015	2016	2017	2018
Higher Diploma in General Nursing	158	53	52	51	57	54
Post Basic Diploma in Midwifery	20	19		29	3	40
Post Basic Diploma Family Nurse Practitioner	25		24		22	
<b>Total</b>	<b>203</b>	<b>72</b>	<b>76</b>	<b>80</b>	<b>80</b>	<b>94</b>

**Table G2:13 Institute of Health Sciences-Gaborone**

Programme Name	2013	2014	2015	2016	2017	2018
Higher Diploma in Dental Therapy	8	9	9	7	7	6
Higher Diploma in General Nursing	42	31	57	107	51	50
Higher Diploma in Medical Laboratory Technology	27	27	16	19	4	12
Higher Diploma in Pharmacy Technology	28	20	33	25	26	20
Post Basic Diploma in Midwifery	30	23	1	36		41
Post Basic Diploma Family Nurse Practitioner					16	
<b>Total</b>	<b>135</b>	<b>110</b>	<b>116</b>	<b>194</b>	<b>104</b>	<b>129</b>

**Table G2:14 Institute of Health Sciences-Lobatse**

Programme Name	2013	2014	2015	2016	2017	2018
Advanced Diploma in Psychiatric Mental Health					20	24
Basic Diploma in Environmental Health	15	12	16	14	15	14
Higher Diploma in General Nursing	35	61	45	79	46	43
<b>Total</b>	<b>50</b>	<b>73</b>	<b>61</b>	<b>93</b>	<b>81</b>	<b>81</b>

**Table G2:15 Institute of Health Sciences-Molepolole**

Programme Name	2013	2014	2015	2016	2017	2018
Advanced Diploma in Community Health	15					
Advanced Diploma in Ophthalmic Nursing	11					
Higher Diploma in General Nursing	33	52	36	61	40	64
<b>Total</b>	<b>59</b>	<b>52</b>	<b>36</b>	<b>61</b>	<b>40</b>	<b>64</b>

**Table G2:16 Institute of Health Sciences- Serowe**

Programme Name	2013	2014	2015	2016	2017	2018
Higher Diploma in Health Nursing	50	63	63	36	30	4
Higher Diploma in General Nursing		7	9	20	19	63
<b>Total</b>	<b>50</b>	<b>70</b>	<b>72</b>	<b>56</b>	<b>49</b>	<b>67</b>

**Table G2:17 Oodi College of Arts and Technology**

Programme Name	2013	2014	2015	2016	2017	2018
Certificate in Applied Laboratory Science			27	21	10	13
Certificate in Business Management					47	
Certificate in Business Management				31		
Certificate in Business Professional & Administration				26		
Certificate in Computer & Information System				15	18	
Certificate in Computer Engineering				12	15	
Certificate in Human Resource Management				27	39	
Certificate in Jewellery Design & Manufacturing				8		1
Certificate in Sports Recreation and Leisure					6	10
Principles of Business and Administration					31	
Advanced Certificate ICT			31	9	2	
Advanced Certificate in Multimedia			21	1	15	7
Diploma in Information Technology						7
Diploma in Network Technician					17	
<b>TOTAL</b>			<b>79</b>	<b>150</b>	<b>200</b>	<b>38</b>

**Table G2:18 University of Botswana**

<b>Programme Name</b>	<b>2013</b>	<b>2014</b>	<b>2015</b>	<b>2016</b>	<b>2017</b>	<b>2018</b>
Certificate Programmes	12			3		
Diploma in Accounting & Business Studies	289	244	166	117	78	78
Diploma in Adult Education	5	43	37	21	2	2
Diploma in Archives & Records Management	27	25	11	10	12	16
Diploma in Defence and Strategic Studies	26	23	21	27	13	17
Diploma in Land Management	5	17	7		1	
Diploma in Library & Information Studies	22	14	20	6	2	9
Diploma in Mineral Engineering			16	5	2	
Diploma in Mining Engineering	25	22	15	16		
Diploma in NGO Management	2	4	3	2		2
Diploma in Population Studies	15	6	3	6	3	3
Diploma in Social Work	22	15		8	1	8
Diploma in Statistics	11	7	6	5	4	7
Bachelor of Accountancy	119	116	126	98	111	88
Bachelor of Architecture	10	11	13	18	10	15
Bachelor of Arts (Chinese Studies)			8	11	18	18
Bachelor of Arts (Criminal Justice)	12	9	16	24	19	29
Bachelor of Arts (Economics)	19	20	20	18		
Bachelor of Arts (English)	2	2	7	4		
Bachelor of Arts (Environmental Science)	14	23	8	3		
Bachelor of Arts (Humanities)	403	283	356	178	151	86
Bachelor of Arts (Library & Information Studies)	8	2	23	4	6	9

**University of Botswana cont'd.....**

Programme Name	2013	2014	2015	2016	2017	2018
Bachelor of Arts (Media Studies)	25	22	18	15	12	21
Bachelor of Arts (Pastoral Studies)				2	2	
Bachelor of Arts (Political Science)			1			
Bachelor of Arts (Psychology)	3	9		9		
Bachelor of Arts (Public Administration)	10	4	1	2		
Bachelor of Arts (Social Sciences)	211	225	222	201	193	181
Bachelor of Business Administration (Entrepreneurship & Enterprise Development)				9	17	20
Bachelor of Business Admin (International Business)				2	25	21
Bachelor of Business Admin (logistic & Supply Management)				10	28	30
Bachelor of Business Administration (Management)	73	106	76	88	90	77
Bachelor of Business Administration (Marketing)	62	67	60	49	54	48
Bachelor of Business Administration (Tourism & Hospitality Management)	11	26	23	16	16	21
Bachelor of Design (Design & Technology)	18	8	32	30	8	4
Bachelor of Design (Industrial Design)	5	10	4	9	11	8
Bachelor of Education (Adult)	30	53	57	60	44	17
Bachelor of Education (Business)	10	8	53	24	15	15
Bachelor of Education (Counselling)	60	58	94	101	64	45
Bachelor of Education (Educational Management)	42	35	79	37		
Bachelor of Education (Family & Consumer Sciences)	23	65	70	37	30	18
Bachelor of Education (Leadership Management)						1
Bachelor of Education (Physical Education)	93	136	155	63	49	107
Bachelor of Education (Primary Education)	58	409	90	14	3	



**University of Botswana cont'd.....**

Programme Name	2013	2014	2015	2016	2017	2018
Bachelor of Education (Science)	52		42	38	28	
Bachelor of Education (Secondary)	43	278	235	59	17	17
Bachelor of Education (Special)	28	109	158	119	45	
Bachelor of Engineering (Civil )	19	24	28	35	31	43
Bachelor of Engineering (Construction & Engineering Management)	15		13	18	24	13
Bachelor of Engineering (Electrical & Electronic Engineering)	19	11	15	21	32	29
Bachelor of Engineering (Industrial Engineering)			9	13	23	8
Bachelor of Engineering (Mechanical Engineering)	12	16	12	18	20	18
Bachelor of Engineering (Mineral Engineering)			11	10	12	20
Bachelor of Finance	43	78	69	65	70	76
Bachelor of Fine Arts (Theatre Arts)		25	22	15	7	4
Bachelor of Geomatics	16	32	21	16	13	14
Bachelor of Information Systems (Business Information Systems)	21		34	26	29	20
Bachelor of Information Systems (Computer Information Systems)	9	7	3	9	9	19
Bachelor of Information Systems (Information Management)	6	17	34	21	19	42
Bachelor in Land Management	9	3	12	9	8	8
Bachelor of Laws	66	85	68	94	65	50
Bachelor of Library & Information Studies	19	45	95	36	28	23
Bachelor of Media Studies	34	29	17	39	25	34
Bachelor of Medicine/Surgery		31	47	40	50	50
Bachelor of Nursing Science	54	58	79	65	52	60
Bachelor of Psychology					5	5

**University of Botswana cont'd.....**

<b>Programme Name</b>	<b>2013</b>	<b>2014</b>	<b>2015</b>	<b>2016</b>	<b>2017</b>	<b>2018</b>
Bachelor of Science (Applied Geophysics)	6	6	7	12	8	1
Bachelor of Science (Biological Sciences)	25	19	14	25		
Bachelor of Science (Chemistry)	3	2	2	4		
Bachelor of Science (Computer Science)	12	18	28	10	14	15
Bachelor of Science (Computing with Finance)			15	13	20	19
Bachelor of Science (Cytotechnology & Histotechnology)						9
Bachelor of Science (Environmental Health)	17		25	23	12	17
Bachelor of Science (Environmental Science)	8	30	4	2		
Bachelor of Science (General)	41	36	29	31	98	104
Bachelor of Science (Geology)	28	25	19	38		
Bachelor of Science (Information Technology)			11	3	16	13
Bachelor of Science (Mathematics)	4	7	4	3		
Bachelor of Science (Medical Laboratory Sciences)	7			5	19	29
Bachelor of Science (Physics)	4	1	3	3		
Bachelor of Science (Physics with Meteorology)		2	8	12	10	4
Bachelor of Science (Radiation & Health Physics)		8	9	9	5	6
Bachelor of Science (Real Estate)				5	6	11
Bachelor of Science (Statistics)	2	7	4	2	1	
Bachelor of Science (Urban & Regional Planning)	9	11	5	8	12	6
Bachelor of Urban & Regional Planning (MA Professional)	3					2
Bachelor of Social Work	52	88	73	57	38	33
Master of Archives & Records Management						2
Master of Arts (African Languages & Literature)		1	4	1	1	

**University of Botswana cont'd.....**

<b>Programme Name</b>	<b>2013</b>	<b>2014</b>	<b>2015</b>	<b>2016</b>	<b>2017</b>	<b>2018</b>
Master of Arts (Archives & Records Management)	5	5	7	6	5	10
Master of Arts (Defence & Strategic Studies)						9
Master of Arts (Development Studies)	14	10	17	5	12	5
Master of Arts (Economics)	5	12	18	14	10	6
Master of Arts (English)	3	3	2	4	1	5
Master of Arts (History)	1	1			1	
Master of Arts Politics & International relations					9	10
Master of Arts (Population Studies)	2	6	1	2	1	4
Master of Arts (Statistics)	2	3	6	2	2	6
Master of Arts (Theology & Religious Studies)	1	2	3	1	3	2
Master of Arts Urban & Regional Planning					6	
Master of Business Administration				18	17	17
Master of Defence & Strategic Studies	3	6	5	7	11	
Master of Development Practice	2	1	1	5	5	2
Master of Education (Adult Education)		7	5	1	5	3
Master of Education (Counselling & Human Services)	16	3	23	10	2	15
Master of Education (Curriculum & Instruction)	6	7	3	1	3	10
Master of Education (Educational leadership & Mgt)	3	8	9	7	4	6
Master of Education (Gender Education)	2	2		6	1	1
Master of Education (Language Education)		1	3	2	2	
Master of Education (Mathematics Education)	1	3		4	2	
Master of Education (Maths & Science Education)			9			
Master of Education (Physical Education)	1		3		4	

**University of Botswana cont'd.....**

<b>Programme Name</b>	<b>2013</b>	<b>2014</b>	<b>2015</b>	<b>2016</b>	<b>2017</b>	<b>2018</b>
Master of Education (Primary Education)		1	2	1	7	2
Master of Education (Religious Education)						
Master of Education (Research & Evaluation)	8	6	15	6	5	8
Master of Education (Science Education)		1				
Master of Education (Social Studies)	1	1				3
Master of Laws	2	1	1	1	2	1
Master of Library & Information Studies	2	3	5	5	3	13
Master of Medicine (Emergency Medicine)						3
Master of Medicine (Family Medicine)				1	5	3
Master of Medicine (Internal Medicine)			1	1	1	2
Master of Medicine (Paediatrics & Adolescent health)			1	2	2	6
Master of Medicine (Public Health)			1	3		
Master of Nursing (science)	3	10	7	7	8	8
Master of Politics & International Relations	18	7	6	12		
Master of Project Management	4	1	3	4	3	1
Master of Public Administration (Environmental Resource Mgt)				1	1	2
Master of Public Administration (Local Government Management)		1			2	2
Master of Public Administration (Human Resource Management)	21	19	27	16	12	33
Doctor of Philosophy(Public Financial Management)				1	3	
Master of Public Administration (Public Policy & Administration)	1	4	12	9	8	5
Master of Public Administration (Public Financial Management)						4
Master of Science (Applied Microbiology)	1	1	1		3	2
Master of Science (Chemistry)			5	4	6	1

**University of Botswana cont'd.....**

<b>Programme Name</b>	<b>2013</b>	<b>2014</b>	<b>2015</b>	<b>2016</b>	<b>2017</b>	<b>2018</b>
Master of Science (Civil Engineering)					1	2
Master of Science (Computer Information Systems)	3	6	4	4	3	2
Master of Science (Computer Science)	1	4	2	1	3	1
Master of Science (Electrical & Electronic Engineering)	1	1	3		1	3
Master of Science (Environmental Science)	1	8		4	5	3
Master of Science (Hydrogeology)		3	1	4	4	2
Master of Science (Mathematics)	2	2	6	1	5	2
Master of Science (Mechanical Engineering)	1			1	5	
Master of Science (Physics)	2	2			1	
Master of Science (Physical Chemistry)		1				
Master of Social Work	4	6	10	5	13	6
Master of Philosophy (Biological Sciences)	1			1	2	1
Master of Philosophy (Chemistry)						1
Master of Philosophy Counselling and human services					1	
Master of Philosophy (Engineering)	1					
Master of Public Administration Environmental Resource Mgt						2
Master of Philosophy (Natural Resource Management)	1	4	5	6	3	3
Doctor of Philosophy (Adult Education)				1		1
Doctor of Philosophy (African Language & Literature)			1			
Doctor of Philosophy (Biological Science)		1		1	2	1
Doctor of Philosophy In Business (Marketing)			1	1		
Doctor of Philosophy in Chemistry	1	1	2	2		2
Doctor of Philosophy Counselling & Human Services						1



**University of Botswana cont'd.....**

<b>Programme Name</b>	<b>2013</b>	<b>2014</b>	<b>2015</b>	<b>2016</b>	<b>2017</b>	<b>2018</b>
Doctor of Philosophy Curriculum and Instruction					2	1
Doctor of Philosophy (Economics)				1		
Doctor of Philosophy Educational Management	1	3				
Doctor of Philosophy in Educational Technology			2	1	1	
Doctor of Philosophy (Electrical & Electronic engineering)					1	
Doctor of Philosophy in English	1				1	1
Doctor of Philosophy (Engineering)	1	1	1	1		2
Doctor of Philosophy (Environmental Science)	1	1	1	2		1
Doctor of Philosophy (Food and Nutrition)			1			
Doctor of Philosophy (Language Education)			1			
Doctor of Philosophy in Library and information Studies)			1	5	1	1
Doctor of Philosophy Mechanical Engineering	1	1			1	
PhD Mathematics	1		2		1	
Doctor of Philosophy Natural Resource Management	2		2	1	1	1
Doctor of Philosophy Physics	1	1			1	1
Doctor of Philosophy Physical Education			1			
Doctor of Philosophy (Population Studies)				1		1
Doctor of Philosophy (Public Administration)						1
Doctor of Philosophy Social Work			1		1	
Doctor of Philosophy (Special Education)						1
Post Graduate Diploma in Education						193
Post Graduate Diploma in Statistics						1
<b>Total</b>	<b>2,837</b>	<b>3,600</b>	<b>3,791</b>	<b>2,962</b>	<b>2,470</b>	<b>2,273</b>

## 7.5 List of Tertiary Education Institutions

CATEGORIES		PRIVATE INSTITUTIONS
Private Universities		<ol style="list-style-type: none"> <li>1. Ba Isago University</li> <li>2. Botho University</li> <li>3. Limkokwing University of Creative Technology</li> </ol>
Other Private Institutions		<ol style="list-style-type: none"> <li>4. ABM University College</li> <li>5. AFDA Botswana</li> <li>6. Assembly Bible College</li> <li>7. Arthur Portland College</li> <li>8. Boitekanelo College</li> <li>9. Bosa Bosele Training Institute</li> <li>10. Botswana Institute of Bankers</li> <li>11. DDT Medical School</li> <li>12. Flying Mission</li> <li>13. Gaborone Academy of Education</li> <li>14. Gaborone Institute of Professional Studies</li> <li>15. Gaborone Universal College of Law</li> <li>16. Imperial School of Business</li> <li>17. Kgolagano College of Theological Education</li> <li>18. MANCOSA</li> <li>19. Mega Size College</li> <li>20. New Era College of Arts &amp; Technology</li> </ol>
		PUBLIC INSTITUTIONS
Public Universities		<ol style="list-style-type: none"> <li>1. University of Botswana</li> <li>2. Botswana International University of Science and Technology</li> <li>3. Botswana Open University</li> <li>4. Botswana University of Agriculture and Natural Science</li> </ol>
Colleges of Education		<ol style="list-style-type: none"> <li>5. Tlokweng College of Education</li> <li>6. Molepolole College of Education</li> <li>7. Serowe College of Education</li> <li>8. Tonota College of Education</li> </ol>
Institute of Health Sciences		<ol style="list-style-type: none"> <li>9. IHS - Lobatse</li> <li>10. IHS - Gaborone</li> <li>11. IHS - Molepolole</li> <li>12. IHS - Francistown</li> <li>13. IHS - Serowe</li> <li>14. Bamalete Lutheran School of Nursing</li> <li>15. Kanye SDA School of Nursing</li> </ol>
Technical Colleges		<ol style="list-style-type: none"> <li>16. Gaborone Technical College</li> <li>17. Botswana College of Engineering &amp; Technology</li> <li>18. Francistown College of Technical &amp; Vocational Education</li> <li>19. Oodi College of Applied Arts &amp; Sciences</li> </ol>
Other Colleges		<ol style="list-style-type: none"> <li>20. Institute of Development Management</li> <li>21. Defence Command &amp; Staff College</li> <li>22. Botswana Accountancy College</li> <li>23. Botswana Wildlife Training Institute</li> <li>24. Roads Training Centre</li> </ol>

## 7.6 ISCED 2011 BROAD GROUPS AND FIELDS OF EDUCATION

### 0 General Programmes

- 01 Basic programmes  
Basic general programmes pre-primary, elementary, primary, secondary, etc.
- 08 Literacy and numeracy  
Simple and functional literacy, numeracy.
- 09 Personal development  
Enhancing personal skills, e.g. behavioural capacities, mental skills, personal organizational capacities, life orientation programmes.

### 1 Education

- 14 Teacher training and education science  
Teacher training for pre-school, kindergarten, elementary school, vocational, practical, non-vocational subject, adult education, teacher trainers and for handicapped children. General and specialized teacher-training programmes.  
  
Education science: curriculum development in non-vocational and vocational subjects. Educational assessment, testing and measurement, educational research, other education science.

### 2 Humanities and Arts

- 21 Arts  
Fine arts: drawing, painting, sculpture;  
Performing arts: music, drama, dance, circus;  
Graphic and audio-visual arts: photography, cinematography, music production, radio and television production, printing and publishing  
Design; craft skills.
- 22 Humanities Religion and theology:  
Foreign languages and cultures: living or 'dead' languages and their literature, area studies;  
Native languages: current or vernacular language and its literature;  
Other humanities: interpretation and translation, linguistics, comparative literature, history, archaeology, philosophy, ethics.

### 3 Social Sciences, Business and Law

- 31 Social and behavioural science:  
Economics, economic history, political science, sociology, demography, anthropology (except physical anthropology), ethnology, futurology, psychology, geography (except physical geography), peace and conflict studies, human rights.
- 32 Journalism and information:  
Journalism; library technician and science; technicians in museums and similar repositories; Documentation techniques; Archival sciences.

- 34 Business and administration:  
Retailing, marketing, sales, public relations, real estate; Finance, banking, insurance, investment analysis; Accounting, auditing, bookkeeping; Management, public administration, institutional administration, personnel administration; Secretarial and office work.
- 38 Law  
Local magistrates, 'notaries', law (general, international, labour, maritime, etc.), jurisprudence, history of law.

#### 4 Science

- 42 Life sciences:  
Biology, botany, bacteriology, toxicology, microbiology, zoology, entomology, ornithology, genetics, biochemistry, biophysics, other allied sciences, excluding clinical and veterinary sciences.
- 44 Physical sciences:  
Astronomy and space sciences, physics, other allied subjects, chemistry, other allied subjects, geology, geophysics, mineralogy, physical anthropology, physical geography and other geosciences, meteorology and other atmospheric sciences including climatic research, marine science, volcanology, paleoecology.
- 46 Mathematics and statistics:  
Mathematics, operations research, numerical analysis, actuarial science, statistics and other allied fields.
- 48 Computing:  
Computer sciences: system design, computer programming, data processing, networks, operating systems – software development only (hardware development should be classified with the engineering fields).

#### 5 Engineering, Manufacturing and Construction

- 52 Engineering and Engineering Trades:  
Engineering drawing, mechanics, metal work, electricity, electronics, telecommunications, energy and chemical engineering, vehicle maintenance, surveying.
- 54 Manufacturing and processing:  
Food and drink processing, textiles, clothes, footwear, leather, materials (wood, paper, plastic, glass, etc.), mining and extraction.
- 58 Architecture and building:  
**Architecture and town planning:** structural architecture, landscape architecture, community planning, cartography;  
**Building, construction;**  
**Civil engineering.**



## **6 Agriculture**

62 Agriculture, Forestry and Fishery:  
Agriculture, crop and livestock production, agronomy, animal husbandry, horticulture and gardening, forestry and forest product techniques, natural parks, wildlife, fisheries, fishery science and technology.

64 Veterinary  
Veterinary medicine, veterinary assisting.

## **7 Health and Welfare**

### **72 Health**

Medicine:

Anatomy, epidemiology, cytology, physiology, immunology and immuno-hematology, pathology, anaesthesiology, paediatrics, obstetrics and gynaecology, internal medicine, surgery, neurology, psychiatry, radiology, ophthalmology;

Medical services:

Public health services, hygiene, pharmacy, pharmacology, therapeutics, rehabilitation, prosthetics, optometry, nutrition;

Nursing: basic nursing, midwifery;

Dental services: Dental assisting, dental hygienist, dental laboratory technician, odontology.

### **76 Social services**

Social care:

Care of the disabled, childcare, youth services, erotological services;

Social work: counselling, welfare not elsewhere classified (n.e.c.)

## **8 Services**

### **81 Personal services:**

Hotel and catering, travel and tourism, sports and leisure, hairdressing, beauty treatment, and other personal services: cleaning, laundry, dry-cleaning, cosmetic services, domestic science.

### **84 Transport services:**

Seamanship, ship's officer, nautical science, air crew, air traffic control, railway operations, road motor vehicle operations, postal service.

### **85 Environmental protection:**

Environmental conservation, control and protection, air and water pollution control, labour protection and security.

### **86 Security Services:**

Protection of property and persons: police work and related law enforcement, criminology, fire-protection and firefighting, civil security; Military.

## **Not known or unspecified**

(This category is not part of the classification itself but in data collection '99' is needed for 'fields of education not known or unspecified'.)





ISBN: 978-99968-479-9-8



HUMAN  
RESOURCE  
DEVELOPMENT  
COUNCIL  
OF BOTSWANA



STATISTICS BOTSWANA