

# CRIME STATISTICS REPORT 2011

## STATISTICS BOTSWANA

Copyrights © Statistics Botswana 2015



# **CRIME STATISTICS REPORT 2011**

Published by

Statistics Botswana  
Private bag 0024, Gaborone  
**Website:** [www.cso.gov.bw](http://www.cso.gov.bw)  
**E-mail:** [info@stats.org.bw](mailto:info@stats.org.bw)

Contact: : **Crime, Civil and Vital Unit**  
**Census and Demography Division**

**Tel:** (267)3671300

(267)3718148

**Fax:** (267) 3952201

**June 2015**

COPYRIGHT RESERVED

Extracts may be published if source  
is duly acknowledged

ISBN: 978-99968-427-2-6

## Preface

This is the fourth report produced by Statistics Botswana on Crime statistics. It provides findings of the 2011 decided criminal cases from all Magistrates Courts in Botswana.

The report is based on data obtained from all twenty magisterial courts in Botswana. The analysis is only focused on decided criminal cases and excludes other cases such as civil and matrimonial cases and all pending cases. The crime classification used in the analysis of the data was adopted from the Irish Crime classification and adapted for the Botswana situation. Data was sourced electronically from the Case Information Management System (CIMS), located at the Gaborone High Court, it was then edited, coded, and tabulated then analysed and the report produced.

This Report has an introductory background followed by discussion of findings, conclusion, and tables and crime classification schedule appended at the end. For analysis, offences were classified into broader Crime Classifications as follows; homicide, sexual, threat to murder, dangerous or negligent acts, kidnapping, robbery, burglary, theft and related offences, fraud, controlled drugs, weapons and explosives, damage to property, public order and other social code, road and traffic, offences against government and justice procedures and then offences not elsewhere classified category.

I would like to acknowledge and appreciate the contributions of the Administration of Justice for providing data and their support in the production of this report.

Statistics Botswana intends to improve on timeliness of this report and feedback is most welcome.



.....  
A. N. Majelantle  
**Statistician General**  
**June 2015**

## Table of Contents

Preface.....	4
<b>1.0</b> Introduction .....	6
<b>2.0</b> Discussion of Findings .....	7
<b>2.1</b> Decided Cases by Months .....	7
<b>Chart 1:</b> Percentage Distribution of Decided Criminal Cases by Month, 2011 .....	7
<b>2.2</b> Trend of total accused, 2006-2011 .....	7
<b>Chart 2:</b> Trend Distribution of Accused during 2011 .....	7
<b>2.3</b> Accused by Sex and Age.....	8
<b>Chart 3:</b> Percentage Distribution of accused by Sex, 2011 .....	8
<b>Chart 4:</b> Percentage Distribution of accused by Sex and Age group-2011 .....	8
<b>Chart 5:</b> Percentage Distribution of Accused by Age, 2011 .....	9
<b>2.4</b> Accused by Magistrate courts .....	10
<b>Chart 6:</b> Percentage Number of Accused by Magisterial Courts, 2011 .....	11
<b>2.5</b> Offences Committed .....	11
<b>Chart 7:</b> Percentage Distribution of Offences Committed, 2011 .....	11
<b>2.6</b> Verdicts.....	12
<b>2.7</b> Sentence.....	12
<b>3.0</b> Conclusion.....	12
<b>Appendix A</b> .....	13
<b>Table A1:</b> Percentage Distribution of Decided Cases per Accused by Magisterial Courts, 2011 .....	13
<b>Table A2:</b> Total Number of Accused by Magistrate Courts 2006-2011 .....	14
<b>Table A3:</b> Number of Decided Cases by Magisterial Court and Month, 2011 .....	15
<b>Table A4:</b> Number of Accused by Magisterial Court, Sex and Age, 2011 .....	16
<b>Table A4:</b> Number of Accused by Magisterial Court, Sex and Age, 2011 (cont'd) .....	17
<b>Table A5:</b> Total Number of Offences by Magisterial Court and Sex of Accused, 2011 .....	18
<b>Table A6:</b> Total Number of Offences by Sex and Age of Accused, 2011 .....	20
<b>Table A7:</b> Number of Offences by Verdict and Sex of Accused, 2011 .....	22
<b>Table A8:</b> Total number of cases by age group and type of Plea .....	26
<b>Table A9:</b> Total number of offences by Magistrate court and sentence pronounced - 2011 .....	27
<b>Appendix B</b> .....	28

## 1.0 Introduction

The 2011 Crime Statistics Report highlights the criminal cases attended to by Magistrate Courts in the year 2011. Statistics Botswana receives data from the High Court in electronic format, edits, categorises offences according to the adopted Crime Classifications and produces yearly reports on court case statistics. Magisterial Courts are categorized into two regions as follows:

1. The Southern region which comprises of the Broadhurst Magisterial Court, Village, Extension II, Lobatse, Jwaneng, Mochudi, Kanye, Molepolole, Tsabong, and Gantsi Magisterial Courts.
2. The Northern region includes the Francistown Magisterial Court, Selibe- Phikwe, Bobonong, Mahalapye, Serowe, Palapye, Letlhakane, Masunga, Maun and Kasane Magisterial Courts.

For ease of analysis, offences have been classified into the broad categories of: homicide, sexual, threat to murder, dangerous or negligent acts, kidnapping, robbery, burglary, theft and related offences, fraud, controlled drugs, weapons and explosives, damage to property, public order and other social code, road and traffic, offences against government and justice procedures and the offences not elsewhere classified category. These broad classifications were adopted from the Irish Crime Classification and adapted to Botswana criminal offences scenario.

The Principal Offence Rule was not applied when analysing the data and instead all offences committed by the accused were recorded. As such the number of accused is likely to be less than the number of offences committed. The principal offence rule states that if a person commits more than one offence simultaneously, s/he is recorded only for the most serious offence and in that case the number of accused will always be equal to the number of offences committed.

The report provides a profile of the characteristics of the defendants, and data about the offences which they have been charged with, their guilt or innocence, and sentence outcomes for those proven guilty.

It should however be noted that not all decided cases were registered in 2011, but some have been brought forward from previous years and concluded or decided in the year 2011. Also not all cases registered in 2011 were disposed of in the same year.

### Coverage

Statistics Botswana (SB) analyses secondary data on criminal cases from all magisterial courts in Botswana. The data is collected by the high Court through the Case Information Management System (CIMS). All Magistrate Courts in the country are connected to the system that is housed at the Gaborone High Court and information on cases is entered directly into the system in real time. The data needed for statistical purposes is then extracted and given to SB in electronic format for analysis. SB intends to extend its coverage to civil, matrimonial, and maintenance cases in the near future. This addition will result in complete coverage of the Judicial System and enable calculation of other statistics, such as crime rates.

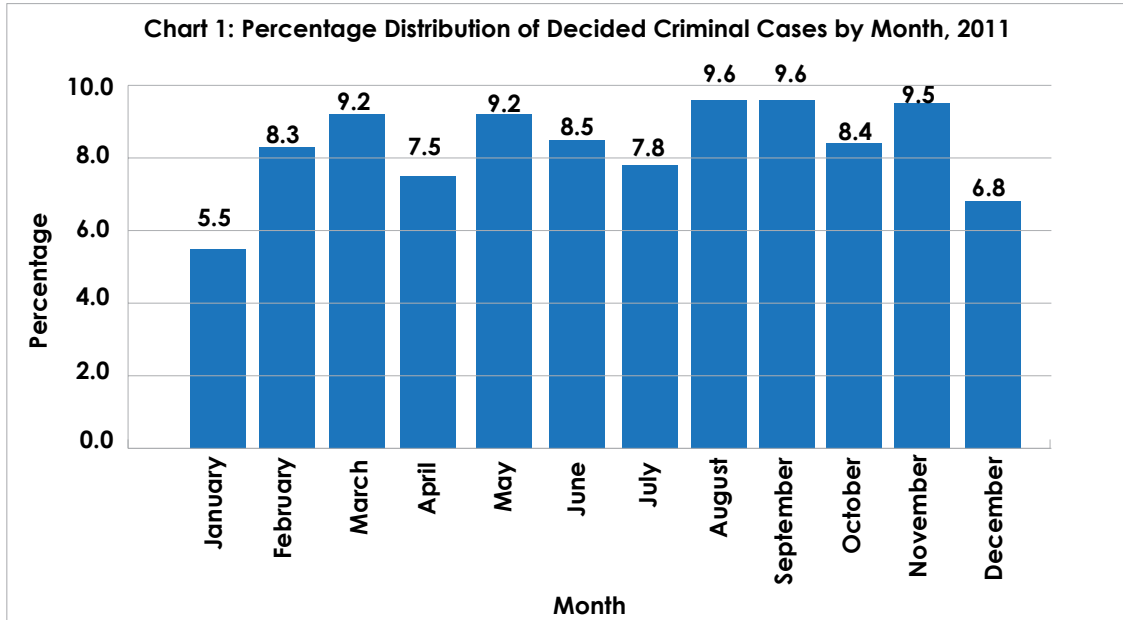
### Challenges

This is the first report produced using the data from the Court Information Management system (CIMS), and as such a number of challenges were realised. Since the information in the system is meant largely for administrative purposes, some crucial variables of the accused, date of initial filing, date of judgement have been omitted. In addition, offences were not consistently entered into the system, leading to a lengthened and cumbersome process of data cleaning, classification and coding.

## 2.0 Discussion of Findings

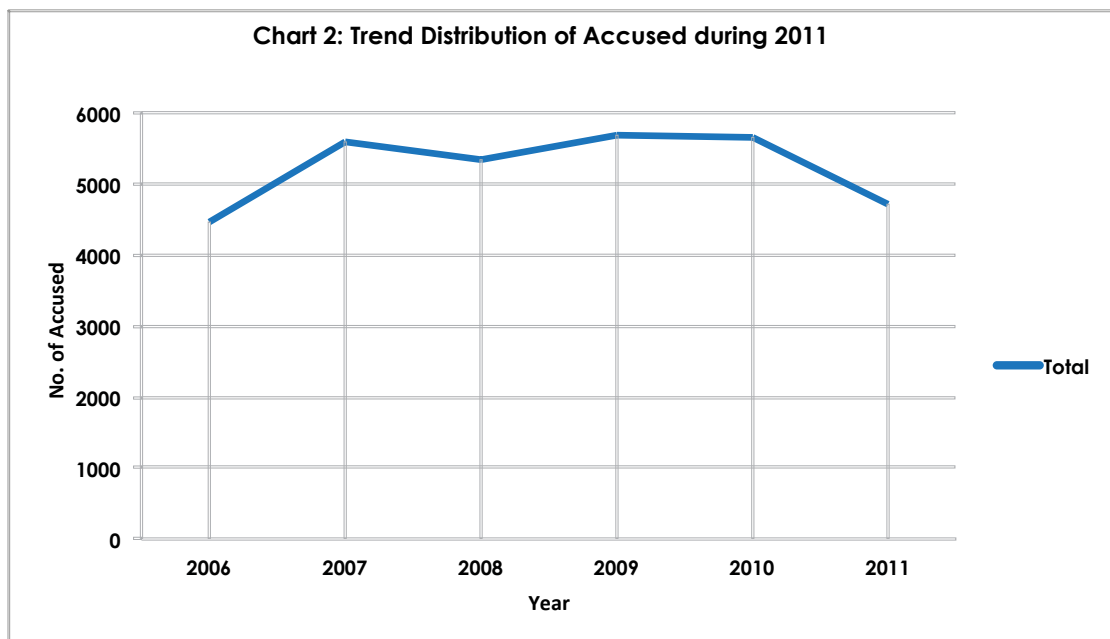
### 2.1 Decided Cases by Months

The results show that there were 4,706 decided cases in 2011. The highest proportion of cases was decided in August and September with 9.6 per cent each. This was followed by March and May both at 9.2 per cent, while the lowest proportion was recorded in January with 5.5 per cent (Chart1). Of all the cases recorded, the Francistown magistrate Court had the highest number of criminal cases completed (717) followed by the Extension II Magistrate court (585), while the least (8 cases) were completed in Kanye and Masuga Magistrate Courts (See Table A1).



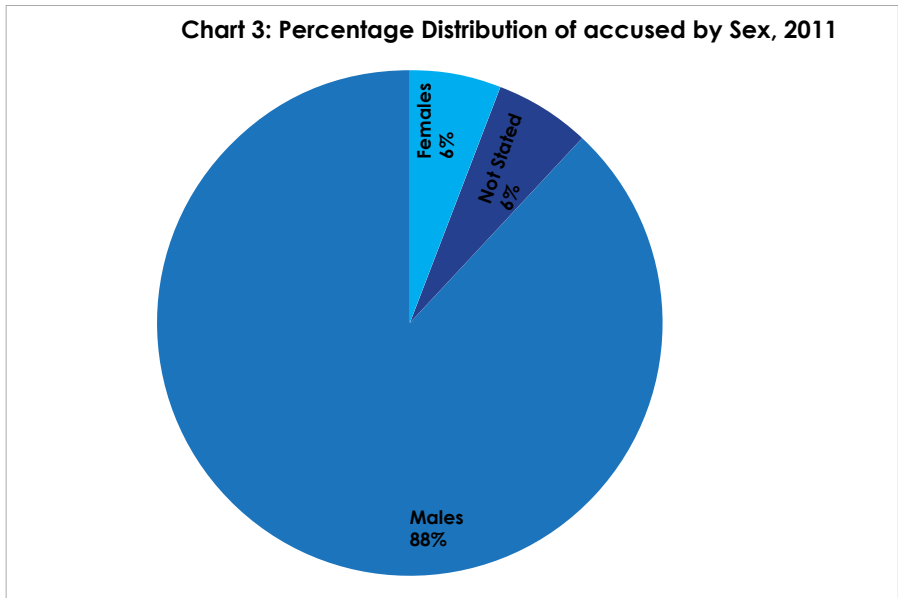
### 2.2 Trend of total accused, 2006-2011

Chart 2 below, shows the trend distribution of accused from 2006 to 2011. Generally, there has been an upward trend in the number of people whose cases were decided from 2006 to 2010, implying that the number of decided cases increased during that period. However, between 2010 and 2011 there was a decrease in the number of people whose cases were decided or disposed of from 5,645 in 2010 to 4,720 in 2011.



### 2.3 Accused by Sex and Age

The results show that female participation in criminal activities was low when compared to their male participation in criminal activities. Overall, males constituted 88 percent of the accused while females constituted only 6 percent. About 6 per cent of the accused persons did not have their sex stated (Chart 3 below).



Throughout all the age groups, male proportions were higher than female proportions. The highest number of accused was recorded from age groups 25-29, and goes up to age group 35-39 for males, with a peak at age group 30-34 (16.4 percent). This was followed by males aged 25-29 and 35-39 with 12.2 percent each. The same age groups for females show high percentages of accused when compared to other female age groups (chart 4). The findings show that the number of females accused is high at age group 30-34 with 1.1 percent, a difference of 15.3 percentage points to their male counterparts. Females aged 25-29 and 35-39 recorded 0.9 and 0.8 percent of the accused respectively.

It was further revealed that 22.6 percent of the accused were males whose age was not specified as compared to 1.2 percent for their female counterparts. It is also shown that 6.2 percent of the accused did not have either their gender or age on record. The results show that crime is mostly prevalent at younger ages and decreases as age increase for both sexes. This is evidenced by the significant number of accused in the age group 20-24 (6.5 percent), which increases steadily up to ages 30-34 where it starts declining from age group 35-39 (Chart 4).

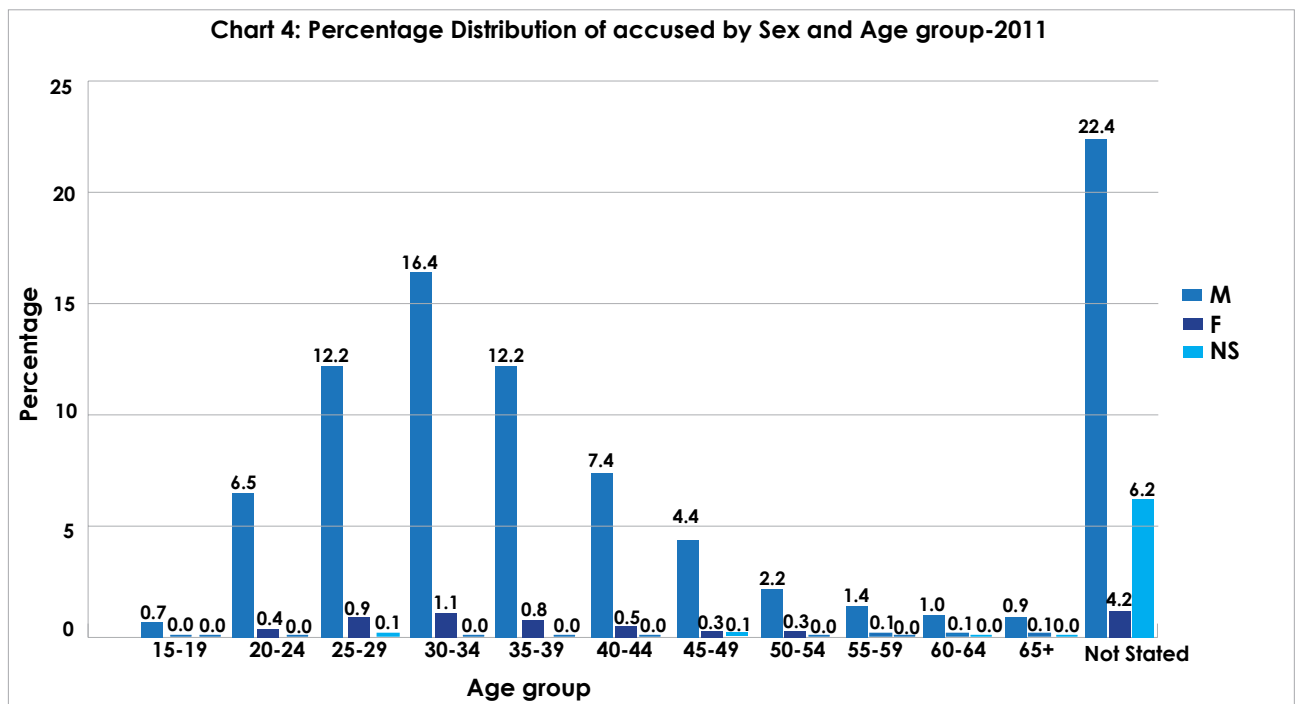




Chart 5 below shows that majority of the accused were concentrated within the youth population aged 20 - 39. The leading age group was the 30 – 34 with 17.5 percent of the total offences committed and decided. These were followed by the 25 – 29 and 35 – 39 with 13.2 and 13.0 percent respectively.

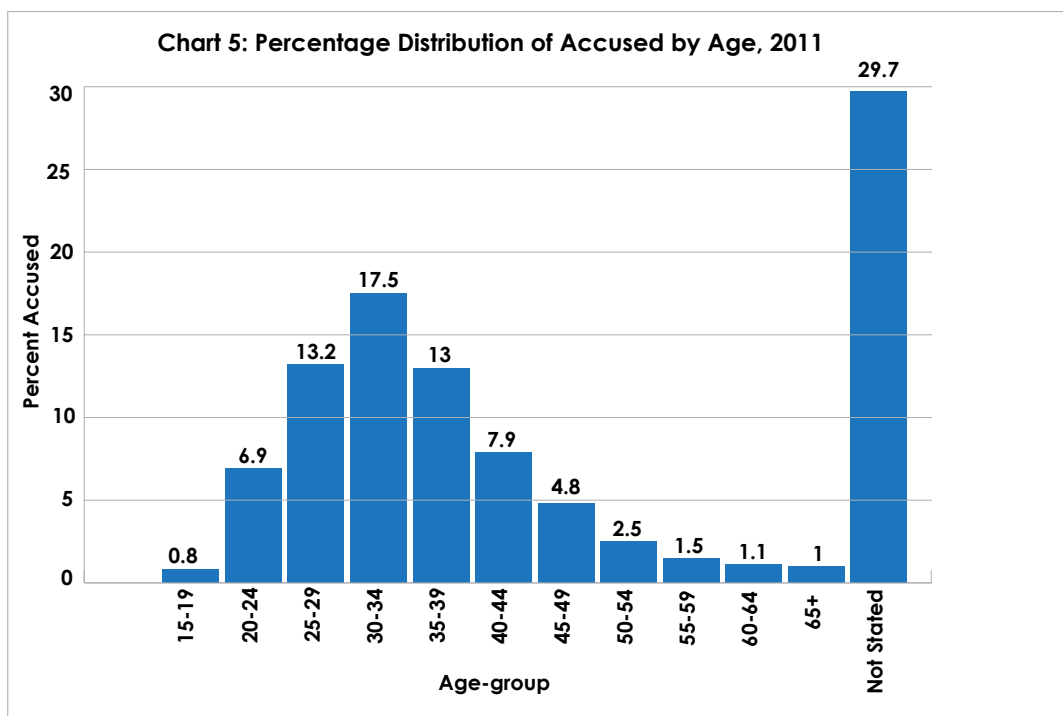


Table 1 shows percentage distribution of offences by age of accused persons involved. The distribution reveals that youth were leading in different types of crimes with the age group 30-34 leading at 17.5 percent of total offences recorded. The results show that the accused who appeared for hearing for murder (homicide) were concentrated within age groups 25-29 and 30-34 with 20.7 percent each. This was followed by age group 20-24 with 12.6 percent. There was a 0.7 percentage point decrease from the 2010 homicide offences of the age group 25-59 while on the other hand age group 20-24 shows an increase of 0.3 percentage points. There were no homicide offences shown in age groups 15-19 and 50-54.

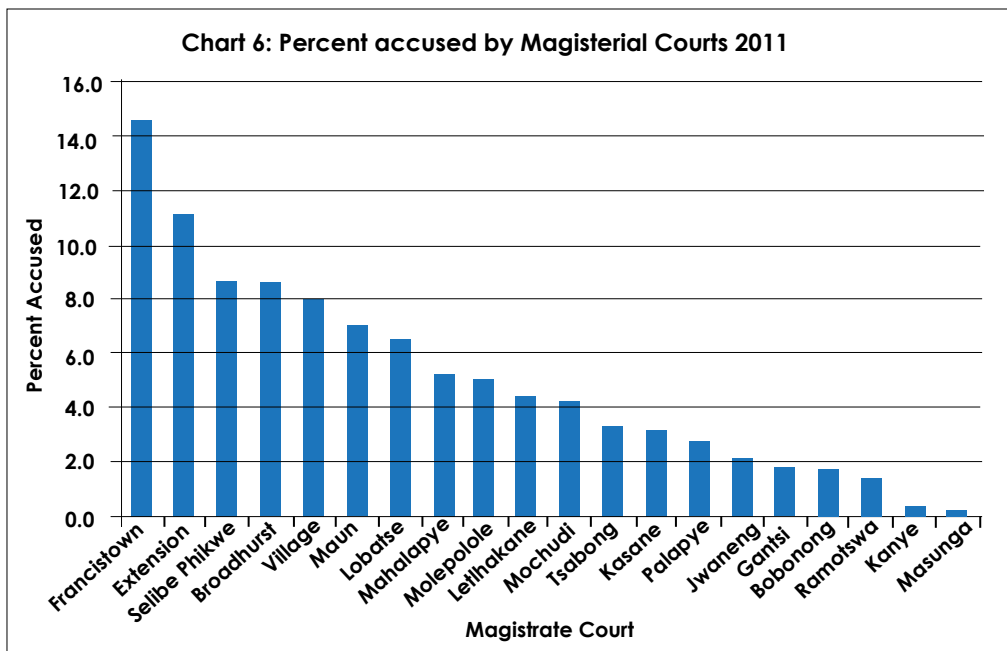
It is evident from the results that the offence of burglary occurs mostly among age groups 15-19 up to 40-44. The age group 55-59 shows the lowest percentage of 0.5 while other age groups did not have anyone trialled for the offence. Among offenders who were accused of sexual offences, 21.1 percent were aged between 20 -24 followed by age group 25-29 with 20.7 percent. Of those accused of public order and other social code offences, those aged 65 years and above contributed 0.5 percent. From Table 1 below, it can be noted that even though the elderly (65+) do not seem to partake much in criminal activities as the younger ages, they however partake in offences that do not involve physical strength such as Controlled Drug Offences, Public Order and other Social Code Offences. About 10.0 percent and 4.0 percent of youths aged 15-19 years accounted for sexual offences and theft and related offences respectively. Overall, the 15-19 age group contributed 2.8 percent to all offences recorded. Of all the 185 offences committed by the age group 15-19, theft and related offences recorded the highest number (48) followed by Sexual offences (43). No fraud, deception and related offences cases were recorded among this age group (see Table A6)

**Table 1: Percentage Distribution of Offences by Age Group of Accused, 2011**

Criminal offences												Age	
	15-19	20-24	25-29	30-34	35-39	40-44	45-49	50-54	55-59	60-64	65+	missing	Total
Homicide Offences	-	12.6	20.7	20.7	9	8.1	0.9	-	1.8	0.9	0.9	24.3	100
Sexual Offences	1.2	21.1	20.7	15	6.9	7.7	1.6	0.8	0.4	0.4	-	24	100
Attempts/Threats to murder, Assaults, Harassments and related offences	0.4	4.7	11	19	14.3	8.1	7.2	3.1	0.5	1.8	1.3	28.7	100
Dangerous or Negligent Acts	0.1	1.3	13.1	19.3	14.5	9.2	4.2	3	1	0.7	0.7	32.7	100
Kidnapping And Related Offences	-	-	-	-	-	-	-	-	-	-	-	-	-
Robbery, Extortion and High jacking Offences	-	25.8	20.2	20.7	5.1	2.5	1	-	0.5	-	-	24.2	100
Burglary and Related Offences	2.6	25.7	25.7	13.6	6.3	3.7	-	0.5	-	-	-	22	100
Theft and Related Offences	2.2	12	18.3	17.7	10	4.1	2.6	1.3	0.6	0.2	0.3	30.8	100
Fraud, Deception and related Offences	-	1.7	8.3	19.3	17.7	7.7	3.3	3.3	0.6	1.1	1.7	35.4	100
Controlled Drug Offences	4.3	2.9	11.4	21.4	12.9	5.7	4.3	4.3	2.9	5.7	2.9	21.4	100
Weapons and Explosive Offences	-	-	13.8	27.6	6.9	6.9	3.4	6.9	-	3.4	3.4	27.6	100
Damage to property and to the Environment	3.8	15	21.3	12.5	10	3.8	2.5	-	-	1.3	1.3	28.8	100
Public Order and other Social Code Offences	-	-	15	15	25	5	-	5	5	-	5	25	100
Road and Traffic Offences (NEC)	-	1.4	7.9	20.8	12.5	6.9	3.2	1.4	2.8	0.9	1.4	40.7	100
Offences Against Government, Justice Procedures and organisation of Crime	0.1	0.4	3.6	11.1	17.2	14.5	11.2	4.1	4.3	2.3	1.3	30	100
Offences Not Elsewhere Classified (NEC)	0.8	7.1	14.6	20.2	11.6	4.5	2.3	3.3	1.5	1.5	1.3	31.5	100
<b>Total</b>	<b>0.8</b>	<b>6.9</b>	<b>13.2</b>	<b>17.5</b>	<b>13</b>	<b>7.9</b>	<b>4.8</b>	<b>2.5</b>	<b>1.5</b>	<b>1.1</b>	<b>1</b>	<b>29.7</b>	

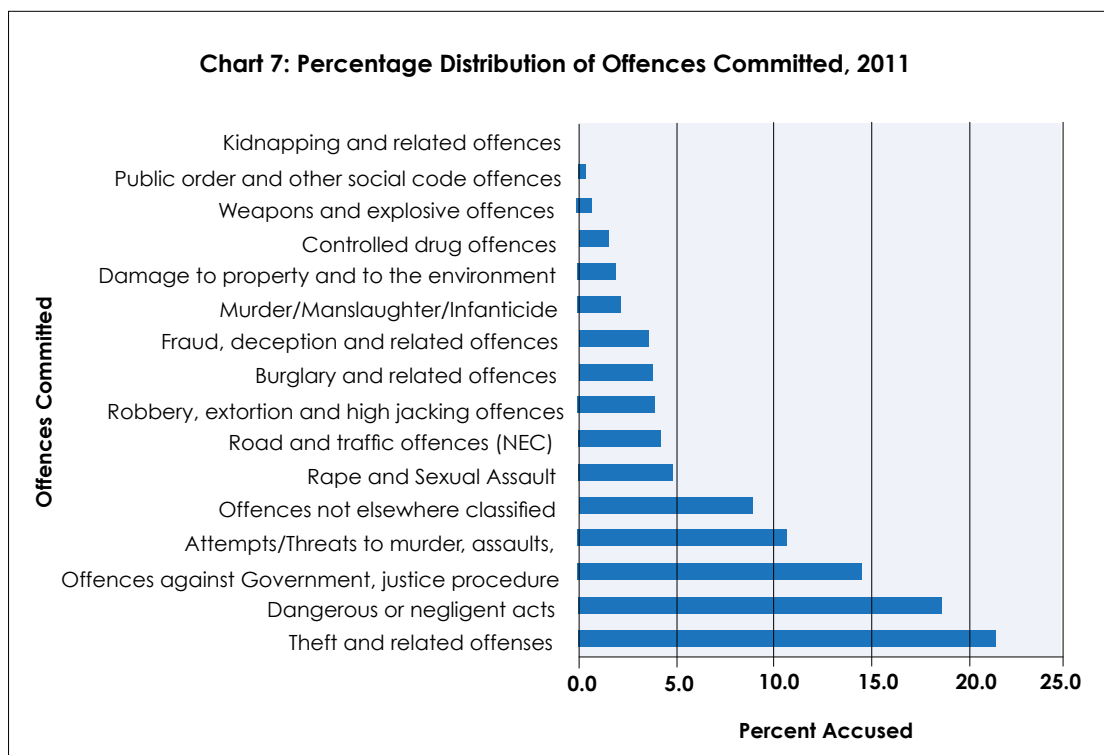
## 2.4 Accused by Magistrate courts

The Francistown Magistrate court had the highest number of accused with cases disposed of followed by the Extension II Magistrate court at 14.6 percent and 11.2 percent respectively. The results show that all the towns and cities except for Jwaneng recorded high numbers of accused, with more than 6 percent of accused each. Jwaneng had the lowest number among the towns with 2.1 per cent, down by 12.1 percentage points from Francistown which had the highest figure. Among the villages, the Maun magistrate court proved to have the highest number of accused cases with 7.0 percent followed by the Mahalapye Magistrate court at 5.3 percent. The Magistrate courts with the least number of accused with completed cases in 2011 were Kanye and Masunga at 0.3 and 0.1 percent respectively.



## 2.5 Offences Committed

As alluded to in the introduction, this report does not use the Principal Offence Rule and as such the total number of offences may exceed the number of accused persons since all offences committed by a single person are recorded. The findings of the report show that the total number of offences recorded from the cases decided in 2011 stands at 5,196 compared to 4,720 of the total accused persons (see Tables A4 and A6). Chart 7 below shows that theft was the most common offence committed as it constituted the highest proportion (21.5 percent) of all the offences committed. This was a 3.5 percentage increase from the 2010 figure of 18 percent which was also the highest at that time. Theft common includes theft of vehicles, stealing from a dwelling or person, interfering with postal matters and stealing goods in transit and handling stolen property. The second most common offence was dangerous and negligent acts (18.6 percent). As it was the case in 2010, there were no kidnapping offences decided during the year 2011, which might imply that such offences are not common in Botswana. A significant number of rape and assault cases were also recorded. The records show that in 2011, such cases constituted 4.7 percent of all decided cases. Additionally, homicide constituted 2.1 percent of all decided cases (It should however be noted that all homicide cases are committed to the High Court).



## 2.6 Verdicts

The results show that of the 6,567 offences committed, 42 percent of the accused were found guilty, 39 percent were not found guilty and about 14 percent were dismissed for want of prosecution while only about 1 percent were withdrawn. The remaining 4 percent were either committed, their verdict not taken, cautioned or the verdict was not stated.

Among males 38 percent of the accused were found guilty, 41 percent were not found guilty and about 17 percent were dismissed for want of prosecution while only about 1 percent were withdrawn. The remaining 3 per cent were either committed, their verdict not taken, cautioned, reserved or the verdict not stated. Similarly, 41 percent of the females accused were found guilty, 38 percent were not found guilty and about 17 percent were dismissed for want of prosecution while only about 1 percent were withdrawn. The remaining 3 percent were either committed, their verdict not taken, cautioned, reserved or the verdict was not stated (Table 7A). It should also be noted that cases of murder are not concluded at Magistrate courts but are rather closed and transferred to the High Courts. The accused for murder cases only appear at Magistrate Courts for mention while preparations are being made to hand over to the High Courts which are mandated with dealing with such cases.

## 2.7 Sentence

Out of the 5,196 offences adjudicated, 567 (10 percent) were punishable by a custodial or imprisonment sentence (this includes custodial and suspended, custodial and corporal punishment, and custodial and fine sentences). The sentences for 3,440 offences (66 percent) were missing or not stated (these include offences whereby the accused was not found guilty). About 11 percent (599) of the offences received either a fine and suspended sentence or a wholly suspended sentence and 9.0 percent (470) of offences received only a fine sentence (See Table A9)

## 3.0 Conclusion

During the period 2006-2011, the number of people whose cases were disposed of increased as evidenced by the upward trend distribution of accused people for this period. There has been a 26.4 percent increase in case disposal for criminal activities from 4,457 in 2005 to 4,720 in 2011.

The distribution of offences among the different age groups shows that youth are relatively more prone to committing crimes than other age groups and males take dominance in all criminal activities. Despite the fact that youth are more prone to involvement in criminal acts, it is somewhat comforting to learn that over the period 2006-2011 the participation of youth in criminal activities shows a downward trend. Participation in criminal activities decreases as age increases.

Conviction rates remained low with 42 percent of the accused found guilty. The reasons for the low conviction rates could not be ascertained by this report. Additionally, in majority of records the sentences were not stated.

## Appendix A

**Table A1: Percentage Distribution of Decided Cases per Accused by Magisterial Courts, 2011**

Magisterial Court	Decided Cases	Percent
Bobonong Magistrate Court	78	1.7
Broadhurst Magistrate Court	445	9.5
Extension Two Magistrate Court	585	12.4
Francistown Magistrate Court	717	15.2
Gantsi Magistrate Court	85	1.8
Jwaneng Magistrate Court	89	1.9
Kanye Magistrate Court	8	0.2
Kasane Magistrate Court	125	2.7
Lethakane Magistrate Court	180	3.8
Lobatse Magistrate Court	304	6.5
Mahalapye Magistrate Court	241	5.1
Masunga Magistrate Court	8	.2
Maun Magistrate Court	344	7.3
Mochudi Magistrate Court	202	4.3
Molepolole Magistrate Court	234	5.0
Palapye Magistrate Court	133	2.8
Ramotswa Magistrate Court	75	1.6
Selibe Phikwe Magistrate Court	406	8.6
Tsabong Magistrate Court	135	2.9
Village Magistrate Court	312	6.6
<b>Total</b>	<b>4,706</b>	<b>100.0</b>

**Table A2: Total Number of Accused by Magistrate Courts 2006-2011**

Magisterial Court	2006	2007	2008	2009	2010	2011
Broadhurst Magistrate Court	63	454	452	63	511	406
Village Magistrate Court	206	342	303	96	285	377
Extension 2 Magistrate Court	86	259	269	429	494	530
Francistown Magistrate Court	587	682	620	800	503	688
Lobatse Magistrate Court	319	651	541	363	481	305
Selibe Phikwe Magistrate Court	492	474	406	408	212	409
Jwaneng Magistrate Court	89	159	83	192	249	98
Kanye Magistrate Court	131	301	270	395	8	15
Ramotswa Magistrate Court	29	9	122	89	75	65
Molepolole Magistrate Court	193	109	298	524	272	238
Mochudi Magistrate Court	277	331	215	242	236	198
Serowe Magistrate Court	93	112	165	310	254	-
Palapye Magistrate Court	465	422	215	165	169	128
Mahalapye Magistrate Court	362	191	300	266	453	250
Letlhakane Magistrate Court	195	302	261	248	237	210
Masunga Magistrate Court	253	185	196	232	141	6
Maun Magistrate Court	195	199	146	149	229	332
Kasane Magistrate Court	161	188	290	121	254	147
Gantsi Magistrate Court	71	-	65	160	32	85
Bobonong Magistrate Court	-	-	-	-	-	81
Tsabong Magistrate Court	190	210	135	431	271	152
<b>Total</b>	<b>4,457</b>	<b>5,580</b>	<b>5,352</b>	<b>5,683</b>	<b>5,645</b>	<b>4,720</b>

**Table A3: Number of Decided Cases by Magisterial Court and Month, 2011**

Magisterial Court	Jan	Feb	Mar	Apr	May	Jun	Jul	Aug	Sep	Oct	Nov	Dec	Total
Bobonong	7	9	5	8	7	4	5	5	11	9	4	4	78
Broadhurst	21	29	36	30	31	49	35	71	40	36	45	22	445
Extension Two	24	40	68	53	59	51	53	60	60	38	35	44	585
Francistown	43	63	61	56	79	62	61	52	58	74	78	30	717
Gantsi	5	6	7	8	6	5	9	5	7	8	9	10	85
Jwaneng	6	7	6	7	10	7	8	7	9	6	14	2	89
Kanye	-	1	-	1	-	-	-	-	1	1	2	2	8
Kasane	2	7	9	7	7	12	15	30	6	7	13	10	125
Lethakane	8	8	18	9	21	17	13	15	12	23	17	19	180
Lobatse	16	37	29	16	18	35	14	14	42	26	31	26	304
Mahalapye	12	16	19	22	14	14	22	24	35	23	26	14	241
Masunga	-	-	1	-	1	-	-	-	1	4	1	-	8
Maun	19	31	43	35	26	32	27	24	27	26	33	21	344
Mochudi	10	17	19	8	15	17	17	30	20	20	17	12	202
Molepolole	10	21	19	23	29	17	14	18	23	13	24	23	234
Palapye	12	12	10	10	9	11	6	18	15	11	8	11	133
Ramotswa	10	9	13	2	5	8	7	8	4	1	6	2	75
Selibe Phikwe	26	39	33	22	52	27	34	43	35	28	29	38	406
Tsabong	8	17	8	9	11	14	8	9	16	11	14	10	135
Village	19	21	31	28	31	18	18	20	32	30	42	22	312
<b>Total</b>	<b>258</b>	<b>390</b>	<b>435</b>	<b>354</b>	<b>431</b>	<b>400</b>	<b>366</b>	<b>453</b>	<b>454</b>	<b>395</b>	<b>448</b>	<b>322</b>	<b>4706</b>
<b>Percentage</b>	<b>5.48</b>	<b>8.29</b>	<b>9.24</b>	<b>7.52</b>	<b>9.16</b>	<b>8.50</b>	<b>7.78</b>	<b>9.63</b>	<b>9.65</b>	<b>8.39</b>	<b>9.52</b>	<b>6.84</b>	<b>100.00</b>

**Table A4: Number of Accused by Magisterial Court, Sex and Age, 2011**

Magisterial Court	15-19	20-24	25-29	30-34	35-39	40-44	45-49	50-54	55-59	60-64	65+	Not Stated	Total
<b>Male</b>													
Bobonong	-	9	10	14	7	10	4	-	1	-	-	15	70
Broadhurst	2	36	62	67	48	26	27	8	4	2	4	80	366
Extension Two	4	24	84	91	71	31	17	9	3	2	3	107	446
Francistown	2	23	70	90	67	57	22	12	8	3	2	240	596
Gantsi	-	11	6	13	10	8	3	2	1	-	1	19	74
Jwaneng	-	6	8	29	16	6	-	1	2	2	2	17	89
Kanye	-	-	-	2	-	1	-	-	-	-	-	4	7
Kasane	2	4	17	32	19	10	2	4	1	2	-	22	115
Letlhakane	7	14	18	31	25	20	15	6	5	2	1	34	178
Lobatse	6	18	28	42	37	22	23	5	5	9	5	74	274
Mahalapye	1	17	27	36	38	33	9	7	2	4	4	53	231
Masunga	-	-	-	-	2	-	-	-	-	-	-	1	3
Maun	1	28	43	68	38	16	16	13	6	4	3	70	306
Mochudi	1	9	24	22	25	29	13	6	5	3	5	39	181
Molepolole	-	28	34	38	31	17	7	7	8	2	3	52	227
Palapye	-	8	24	16	18	5	6	2	4	-	2	26	111
Ramotswa	1	2	12	10	6	6	3	3	1	1	-	11	56
Selibe Phikwe	4	26	47	75	66	21	17	5	7	7	3	80	358
Tsabong	3	10	19	31	12	11	9	7	2	3	2	35	144
Village	1	34	44	68	40	22	15	8	3	1	1	76	313
<b>Total</b>	<b>35</b>	<b>307</b>	<b>577</b>	<b>775</b>	<b>576</b>	<b>351</b>	<b>208</b>	<b>105</b>	<b>68</b>	<b>47</b>	<b>41</b>	<b>1055</b>	<b>4,145</b>

**Table A4: Number of Accused by Magisterial Court, Sex and Age, 2011 (cont'd)**

Magisterial Court	15-19	20-24	25-29	30-34	35-39	40-44	45-49	50-54	55-59	60-64	65+	Not Stated	Total
<b>Female</b>													
Bobonong	-	-	-	-	1	-	1	-	-	-	-	1	3
Broadhurst	-	2	6	6	7	1	2	1	-	-	-	2	27
Extension Two	-	1	6	7	3	3	3	1	1	-	-	4	29
Francistown	-	2	2	2	5	7	-	2	-	-	-	8	28
Gantsi	-	1	2	-	-	1	-	1	-	-	-	0	5
Jwaneng	-	-	2	2	-	-	-	-	-	-	-	2	6
Kanye	-	1	3	4	2	1	1	2	-	1	-	5	20
Kasane	-	1	4	2	1	2	1	-	1	-	-	2	14
Letlhakane	-	1	1	2	1	2	-	-	-	1	-	1	9
Lobatse	-	1	3	2	2	1	1	1	-	-	-	6	17
Mahalapye	-	3	2	3	2	1	2	-	-	1	-	6	20
Masunga	-	1	1	-	1	-	1	3	1	-	2	0	10
Maun	-	-	-	-	-	1	-	-	-	1	1	1	4
Mochudi	1	1	-	2	-	-	1	-	-	-	-	1	6
Molepolole	-	-	-	1	2	-	-	-	-	-	-	3	6
Palapye	-	2	3	5	3	-	-	-	-	1	-	5	19
Ramotswa	-	4	7	12	8	2	1	2	-	1	-	9	46
<b>Total</b>	<b>1</b>	<b>21</b>	<b>42</b>	<b>50</b>	<b>38</b>	<b>22</b>	<b>14</b>	<b>13</b>	<b>3</b>	<b>6</b>	<b>3</b>	<b>56</b>	<b>269</b>



**Table A4: Number of Accused by Magisterial Court, Sex and Age, 2011 (cont'd)**

Magisterial Court	15-19	20-24	25-29	30-34	35-39	40-44	45-49	50-54	55-59	60-64	65+	Not Stated	Total
<b>Sex Not Stated</b>													
Bobonong	-	-	-	-	-	-	-	-	-	-	-	8	8
Broadhurst	-	-	-	-	1	-	-	-	-	-	-	12	13
Extension Two	-	-	2	-	-	-	-	-	-	-	-	53	55
Francistown	-	-	1	-	-	-	-	-	-	-	-	63	64
Gantsi	-	-	1	-	-	-	-	-	-	-	-	5	6
Jwaneng	-	-	-	-	-	-	2	-	-	-	-	1	3
Kanye	-	-	-	-	-	-	-	-	-	-	-	8	8
Kasane	-	-	-	-	-	-	1	-	1	-	-	10	12
Leflhakane	-	-	-	-	-	-	-	-	-	-	-	18	18
Lobatse	-	-	-	-	-	-	-	-	-	-	-	22	22
Mahalapye	-	-	1	-	-	-	-	-	-	-	-	1	2
Masunga	-	-	-	-	-	-	-	-	-	-	-	3	3
Maun	-	-	-	-	-	-	-	-	-	-	1	5	6
Mochudi	-	-	-	-	-	-	-	-	-	-	-	7	7
Molepolole	-	-	-	-	-	-	-	-	-	-	-	7	7
Palapye	-	-	-	-	-	-	-	-	-	-	-	11	11
Ramotswa	-	-	-	-	-	-	-	-	-	-	-	3	3
Selibe Phikwe	-	-	-	-	-	-	-	-	-	-	-	32	32
Tsabong	-	-	-	-	-	-	-	-	-	-	-	8	8
Village	-	-	1	-	-	-	-	1	-	-	-	16	18
<b>Total</b>			<b>6</b>	<b>0</b>	<b>1</b>	<b>0</b>	<b>3</b>	<b>1</b>	<b>1</b>	<b>0</b>	<b>1</b>	<b>293</b>	<b>306</b>

**Table A4: Number of Accused by Magisterial Court, Sex and Age, 2011 (cont'd)**

Magisterial Court	15-19	20-24	25-29	30-34	35-39	40-44	45-49	50-54	55-59	60-64	65+	Not Stated	Total
<b>All Sex</b>													
Bobonong	-	9	10	14	8	10	5	-	1	-	-	24	81
Broadhurst	2	38	68	73	56	27	29	9	4	2	4	94	406
Extension Two	4	25	92	98	74	34	20	10	4	2	3	164	530
Francistown	2	25	73	92	72	64	22	14	8	3	2	311	688
Gantsi	-	12	9	13	10	9	3	3	1	-	1	24	85
Jwaneng	-	6	10	31	16	6	2	1	2	2	2	20	98
Kanye	-	-	-	2	-	1	-	-	-	-	-	12	15
Kasane	2	5	20	36	21	11	4	6	2	3	-	37	147
Leflhakane	7	15	22	33	26	22	16	6	6	2	1	54	210
Lobatse	6	19	29	44	38	24	23	5	5	10	5	97	305
Mahalapye	1	18	31	38	40	34	10	8	2	4	4	60	250
Masunga	-	-	-	-	2	-	-	-	-	-	-	4	6
Maun	1	31	45	71	40	17	18	13	6	5	4	81	332
Mochudi	1	10	25	22	26	29	14	9	6	3	7	46	198
Molepolole	-	28	34	38	31	18	7	7	8	3	4	60	238
Palapye	1	9	24	18	18	5	7	2	4	-	2	38	128
Ramotswa	1	2	12	11	8	6	3	3	1	1	-	17	65
Selibe Phikwe	4	28	50	80	69	21	17	5	7	8	3	117	409
Tsabong	3	10	19	31	12	11	9	7	2	3	2	43	152
Village	1	38	52	80	48	24	16	11	3	2	1	101	377
<b>Total</b>	<b>36</b>	<b>328</b>	<b>625</b>	<b>825</b>	<b>615</b>	<b>373</b>	<b>225</b>	<b>119</b>	<b>72</b>	<b>53</b>	<b>45</b>	<b>1404</b>	<b>4720</b>
<b>Percentage</b>	<b>0.8</b>	<b>6.9</b>	<b>13.2</b>	<b>17.5</b>	<b>13.0</b>	<b>7.9</b>	<b>4.8</b>	<b>2.5</b>	<b>1.5</b>	<b>1.1</b>	<b>1.0</b>	<b>29.7</b>	<b>100.0</b>

**Table A5: Total Number of Offences by Magisterial Court and Sex of Accused, 2011**

Magisterial Court	Homicides				Rape and sexual Assault				Threats to murder				Dangerous/ negligent acts			
	NS	F	M	Total	NS	F	M	Total	NS	F	M	Total	NS	F	M	Total
Bobonong	-	-	-	-	-	-	11	11	-	-	14	14	-	1	5	6
Broadhurst	-	2	3	5	-	-	13	13	-	6	129	135	-	-	1	1
Extension Two	2	-	14	16	2	-	10	12	1	-	30	31	35	11	186	232
Francistown	-	3	12	15	-	-	34	34	5	1	32	38	28	9	188	225
Gantsi	-	-	3	3	1	-	13	14	-	-	7	7	-	1	8	9
Jwaneng	-	-	5	5	-	-	9	9	1	1	8	10	1	-	11	12
Kanye	-	-	1	1	1	-	-	1	-	-	2	2	2	-	3	5
Kasane	-	-	3	3	1	-	4	5	2	3	15	20	1	-	10	11
Lethakane	-	-	1	1	-	-	14	14	1	-	22	23	1	-	20	21
Lobatse	-	-	2	2	-	-	13	13	4	-	25	29	1	4	30	35
Mahalapye	-	1	10	11	-	-	16	16	-	3	26	29	-	-	68	68
Masunga	-	-	-	-	-	-	-	-	-	-	-	-	-	-	1	1
Maun	-	1	8	9	-	-	21	21	-	1	35	36	-	5	64	69
Mochudi	1	-	6	7	2	-	9	11	-	-	7	7	3	1	75	79
Molepolole	-	-	15	15	-	-	16	16	-	1	12	13	-	-	33	33
Palapye	-	-	6	6	-	-	11	11	8	-	13	21	-	-	11	11
Ramotswa	-	-	2	2	-	-	-	-	1	-	2	3	2	-	35	37
Selibe Phikwe	1	-	4	5	3	-	22	25	2	5	41	48	4	3	76	83
Tsabong	-	-	1	1	1	-	12	13	-	-	10	10	2	-	28	30
Village	-	-	4	4	-	-	7	7	1	12	65	78	-	-	-	-
<b>Total</b>	<b>4</b>	<b>7</b>	<b>100</b>	<b>111</b>	<b>11</b>	<b>-</b>	<b>235</b>	<b>246</b>	<b>26</b>	<b>33</b>	<b>495</b>	<b>554</b>	<b>80</b>	<b>35</b>	<b>853</b>	<b>968</b>

**Table A5: Total Number of Offences by Magisterial Court and Sex of Accused, 2011 (cont'd)**

Magisterial Court	Kidnapping and related offences				Robbery, extortion and high jacking offences				Burglary and related offences				Theft and related offences				
	NS	F	M	Total	NS	F	M	Total	NS	F	M	Total	NS	F	M	Total	
Bobonong	-	-	-	-	-	-	3	3	1	-	1	2	5	-	30	35	
Broadhurst	-	-	-	-	-	1	1	33	35	1	-	21	22	12	10	133	155
Extension Two	-	-	-	-	-	-	30	30	-	-	16	16	7	11	111	129	
Francistown	-	-	-	-	-	-	11	11	2	-	39	41	13	5	154	172	
Gantsi	-	-	-	-	-	-	-	-	-	1	-	4	5	1	1	20	22
Jwaneng	-	-	-	-	-	-	3	3	-	-	6	6	-	-	20	21	
Kanye	-	-	-	-	-	-	-	-	-	-	-	-	2	-	2	4	
Kasane	-	-	-	-	-	-	1	1	-	-	4	4	3	6	41	50	
Lethakane	-	-	-	-	-	-	8	8	-	-	9	9	9	7	49	65	
Lobatse	-	-	-	-	-	-	3	3	1	-	11	12	6	2	72	80	
Mahalapye	-	-	-	-	-	-	6	6	-	-	4	4	-	4	33	37	
Masunga	-	-	-	-	-	1	-	-	1	-	-	-	-	-	-	0	
Maun	-	-	-	-	-	-	9	9	-	-	20	20	-	2	56	58	
Mochudi	-	-	-	-	-	-	3	3	-	1	5	6	1	6	38	45	
Molepolole	-	-	-	-	-	4	-	12	16	-	-	6	6	1	-	53	54
Palapye	-	-	-	-	-	1	-	5	6	-	-	2	2	3	3	38	44
Ramotswa	-	-	-	-	-	-	1	-	1	-	1	2	1	3	15	19	
Selibe Phikwe	-	-	-	-	-	-	12	12	-	1	12	13	11	2	72	85	
Tsabong	-	-	-	-	-	-	2	2	-	-	3	3	2	-	40	42	
Village	-	-	-	-	-	1	1	46	48	-	-	18	18	3	23	138	164
<b>Total</b>	<b>-</b>	<b>-</b>	<b>-</b>	<b>-</b>	<b>-</b>	<b>8</b>	<b>3</b>	<b>187</b>	<b>198</b>	<b>6</b>	<b>3</b>	<b>182</b>	<b>191</b>	<b>80</b>	<b>86</b>	<b>1115</b>	<b>1281</b>

**Table A5: Total Number of Offences by Magisterial Court and Sex of Accused, 2010 (cont'd)**

Magisterial Court	Fraud, deception and related offences				Controlled drug offences				Weapon and explosives offences				Damage to property and environment			
	NS	F	M	Total	NS	F	M	Total	NS	F	M	Total	NS	F	M	Total
Bobonong	-	-	1	1	1	-	-	1	-	-	-	-	-	-	2	2
Broadhurst	-	4	19	23	-	-	-	-	-	-	-	-	-	2	3	5
Extension Two	2	2	13	17	1	-	2	3	-	-	1	1	-	-	1	1
Francistown	1	1	14	16	-	-	8	8	-	-	-	-	-	1	13	14
Gantsi	-	-	1	1	1	-	-	1	-	-	-	-	-	1	2	3
Jwaneng	1	-	5	6	2	2	6	10	-	-	3	3	-	1	-	1
Kanye	-	-	-	-	-	-	-	-	-	-	-	-	-	-	-	0
Kasane	-	1	3	4	-	3	3	6	-	-	6	6	-	2	-	2
Lethakane	-	-	7	7	1	4	6	11	-	-	1	1	-	-	6	6
Lobatse	-	-	-	-	-	-	4	4	-	-	-	-	-	-	3	3
Mahalapye	-	2	2	4	-	1	3	4	-	-	-	-	-	1	2	3
Masunga	-	-	-	-	-	-	-	-	-	-	-	-	-	-	-	0
Maun	2	2	16	20	-	2	1	3	-	-	2	2	-	1	6	7
Mochudi	-	1	3	4	-	1	2	3	-	-	-	-	-	-	-	0
Molepolole	1	1	4	6	-	-	-	-	-	-	2	2	-	1	5	6
Palapye	-	1	4	5	-	-	-	-	-	-	1	1	-	-	-	0
Ramotswa	-	-	-	-	-	-	1	1	-	-	1	1	-	-	-	0
Selibe Phikwe	-	1	9	10	1	1	3	5	-	-	6	6	1	1	7	8
Tsabong	-	-	5	5	-	-	1	1	-	-	6	6	-	-	2	2
Village	10	7	35	52	2	1	11	14	-	-	-	-	1	2	13	15
<b>Total</b>	<b>17</b>	<b>23</b>	<b>141</b>	<b>181</b>	<b>9</b>	<b>15</b>	<b>51</b>	<b>75</b>	<b>-</b>	<b>-</b>	<b>29</b>	<b>29</b>	<b>2</b>	<b>13</b>	<b>65</b>	<b>78</b>

**Table A5: Total Number of Offences by Magisterial Court and Sex of Accused, 2011 (cont'd)**

Magisterial Court	Public Order and other Social code offences				Road and traffic offences (NEC)				Offences against Government and organisational crime				Offences not elsewhere classified				Total
	NS	F	M	Total	NS	F	M	Total	NS	F	M	Total	NS	F	M	Total	
Bobonong	-	-	-	-	-	-	2	2	-	2	1	3	2	-	10	12	87
Broadhurst	-	1	-	1	-	-	-	-	3	-	45	48	-	3	13	16	437
Extension Two	-	-	1	1	2	2	17	21	2	2	32	36	1	2	28	31	559
Francistown	-	-	2	2	10	3	90	103	11	3	112	126	9	6	38	53	840
Gantsi	-	-	1	1	-	-	3	3	2	1	13	16	1	1	8	10	93
Jwaneng	-	-	-	-	-	-	1	1	-	-	6	6	-	1	12	13	105
Kanye	-	-	-	-	1	-	1	2	2	-	1	3	-	-	-	0	16
Kasane	-	-	2	2	-	-	5	5	2	1	18	21	4	4	28	36	167
Lethakane	-	1	3	4	-	-	4	4	3	1	46	50	3	1	22	26	234
Lobatse	-	-	4	4	1	1	13	15	9	-	99	108	1	3	24	28	328
Mahalapye	-	-	3	3	-	2	10	12	1	-	35	36	2	2	28	32	261
Masunga	-	-	-	-	-	-	-	-	2	-	2	4	-	-	-	0	6
Maun	-	-	-	-	-	-	-	-	3	-	55	58	2	7	44	53	363
Mochudi	-	-	-	-	-	-	4	4	-	-	24	24	-	1	17	18	204
Molepolole	-	-	-	-	-	1	10	11	1	-	50	51	-	1	30	31	259
Palapye	-	-	-	-	-	-	3	3	-	1	20	21	2	1	14	17	142
Ramotswa	-	-	-	-	-	-	3	3	-	-	1	1	-	-	4	4	70
Selibe Phikwe	-	-	-	-	-	-	6	6	8	-	101	109	4	7	30	41	444
Tsabong	-	-	-	-	-	-	9	9	1	-	14	15	2	-	23	25	162
Village	-	-	2	2	-	1	11	12	-	1	14	15	-	3	12	15	419
<b>Total</b>	<b>-</b>	<b>2</b>	<b>18</b>	<b>20</b>	<b>14</b>	<b>10</b>	<b>192</b>	<b>216</b>	<b>50</b>	<b>12</b>	<b>689</b>	<b>751</b>	<b>33</b>	<b>43</b>	<b>385</b>	<b>461</b>	<b>5196</b>

**Table A6: Total Number of Offences by Sex and Age of Accused, 2011**

Criminal Offences	15-19	20-24	25-29	30-34	35-39	40-44	45-49	50-54	55-59	60-64	65+	NOT STATED	Total
<b>MALE</b>													
Homicide Offences	-	12	19	22	10	7	1	-	2	1	1	25	100
Sexual Offences	3	52	50	37	17	19	4	2	1	1	-	49	235
Attempts/Threats to murder, Assaults	2	25	57	95	72	45	40	16	3	9	7	124	495
Dangerous or Negligent Acts	1	10	123	179	134	85	39	28	10	6	7	231	853
Kidnapping And Related Offences	-	-	-	-	-	-	-	-	-	-	-	0	0
Robbery, Extortion and High Jacking Offences	-	51	40	41	9	5	2	-	1	-	-	38	187
Burglary and Related Offences	5	48	49	25	12	7	-	1	-	-	-	35	182
Theft and Related Offences	24	127	185	182	97	38	21	10	7	2	2	254	949
Fraud, Deception	-	2	11	30	27	11	4	3	1	2	3	47	141
Controlled Drug Offences	3	2	6	12	8	3	-	1	1	2	1	8	47
Weapons and Explosive Offences	-	-	4	8	2	2	1	2	-	1	1	0	21
Damage to property and to the Environment	3	10	12	9	7	3	2	-	-	-	1	18	65
Public Order and other Social Code Offences	-	-	3	2	5	-	-	1	1	-	1	5	18
Road and Traffic Offences (NEC)	-	3	14	43	27	15	7	3	6	2	3	69	192
Offences Against Government	1	2	25	81	128	108	82	31	31	17	10	173	689
Offences Not Elsewhere Classified (NEC)	3	25	53	76	42	17	9	12	5	6	4	92	344
<b>Total</b>	<b>45</b>	<b>369</b>	<b>651</b>	<b>842</b>	<b>597</b>	<b>365</b>	<b>212</b>	<b>110</b>	<b>69</b>	<b>49</b>	<b>41</b>	<b>1168</b>	<b>4518</b>

**Table A6: Total Number of Offences by Age and Sex of Accused, 2011 (cont'd)**

Offence	15-19	20-24	25-29	30-34	35-39	40-44	45-49	50-54	55-59	60-64	65+	NOT STATED	Total
<b>FEMALE</b>													
Homicide Offences	-	2	1	1	-	2	-	-	-	-	-	1	100
Sexual Offences	-	-	-	-	-	-	-	-	-	-	-	0	235
Attempts/Threats to murder, Assaults	-	1	4	10	7	-	-	1	-	1	-	9	495
Dangerous or Negligent Acts	-	3	3	8	6	4	2	1	-	1	-	8	853
Kidnapping And Related Offences	-	-	-	-	-	-	-	-	-	-	-	0	0
Robbery, Extortion and Highjacking Offences	-	-	-	-	1	-	-	-	-	-	-	2	187
Burglary and Related Offences	-	1	-	1	-	-	-	-	-	-	-	1	182
Theft and Related Offences	1	7	18	15	14	8	8	4	-	-	1	11	949
Fraud, Deception and related Offences	-	1	3	5	5	3	2	3	-	-	-	2	141
Controlled Drug Offences	-	-	2	3	1	1	1	1	1	2	1	2	47
Weapons and Explosive Offences	-	-	-	-	-	-	-	-	-	-	-	0	21
Damage to property and to the Environment	-	2	5	1	1	-	-	-	-	1	-	3	65
Public Order and other Social Code Offences	-	-	-	1	-	1	-	-	-	-	-	0	18
Road and Traffic Offences (NEC)	-	-	2	2	-	-	-	-	-	-	-	6	192
Offences Against Government	-	1	2	2	-	1	1	-	1	-	-	4	689
Offences Not Elsewhere Classified (NEC)	-	3	4	4	4	1	-	1	1	-	1	7	344
<b>Total</b>	<b>1</b>	<b>21</b>	<b>44</b>	<b>53</b>	<b>39</b>	<b>21</b>	<b>14</b>	<b>11</b>	<b>3</b>	<b>5</b>	<b>3</b>	<b>56</b>	<b>4518</b>

**Table A6: Total Number of Offences by Age and Sex of Accused, 2011(cont'd)**

Offence	15-19	20-24	25-29	30-34	35-39	40-44	45-49	50-54	55-59	60-64	65+	NOT STATED	Total
<b>Sex Not Stated</b>													
Homicide Offences	-	-	-	-	-	-	-	-	-	-	-	4	4
Sexual Offences	-	-	1	-	-	-	-	-	-	-	-	10	11
Attempts/Threats to murder, Assaults	-	-	-	-	-	-	-	-	-	-	-	26	26
Dangerous or Negligent Acts	-	-	1	-	-	-	-	-	-	-	-	78	79
Kidnapping And Related Offences	-	-	-	-	-	-	-	-	-	-	-	0	0
Robbery, Extortion and Highjacking Offences	-	-	-	-	-	-	-	-	-	-	-	8	8
Burglary and Related Offences	-	-	-	-	-	-	-	-	-	-	-	6	6
Theft and Related Offences	-	-	1	-	-	-	-	-	-	-	-	78	79
Fraud, Deception and related Offences	-	-	1	-	-	-	-	-	-	-	-	15	16
Controlled Drug Offences	-	-	-	-	-	-	2	1	-	-	-	5	8
Weapons and Explosive Offences	-	-	-	-	-	-	-	-	-	-	-	0	0
Damage to property and to the Environment	-	-	-	-	-	-	-	-	-	-	-	2	2
Public Order and other Social Code Offences	-	-	-	-	-	-	-	-	-	-	-	0	0
Road and Traffic Offences (NEC)	-	-	1	-	-	-	-	-	-	-	-	13	14
Offences Against Government	-	-	-	-	1	-	1	-	-	-	-	48	50
Offences Not Elsewhere Classified (NEC)	-	-	1	-	-	-	-	-	-	-	-	26	27
<b>Total</b>	<b>-</b>	<b>-</b>	<b>6</b>	<b>-</b>	<b>1</b>	<b>-</b>	<b>3</b>	<b>1</b>	<b>-</b>	<b>-</b>	<b>-</b>	<b>319</b>	<b>330</b>

**Table A6: Total Number of Offences by Age and Sex of Accused, 2011 (cont'd)**

Offence	15-19	20-24	25-29	30-34	35-39	40-44	45-49	50-54	55-59	60-64	65+	NOT STATED	Total
<b>All</b>													
Murder/Manslaughter/Infanticide	-	14	20	23	10	9	1	-	2	1	1	30	111
Rape and Sexual Assault	3	52	51	37	17	19	4	2	1	1	-	59	246
Attempts/Threats to murder, assaults, harassments and related offences.	2	26	61	105	79	45	40	17	3	10	7	159	554
Dangerous or negligent acts	1	13	127	187	140	89	41	29	10	7	7	317	968
Kidnapping and related offences	-	-	-	-	-	-	-	-	-	-	-	0	0
Robbery, extortion and high jacking offences	-	51	40	41	10	5	2	-	1	-	-	48	198
Burglary and related offences	5	49	49	26	12	7	-	1	-	-	-	42	191
Theft and related offences	25	134	204	197	111	46	29	14	7	2	3	343	1115
Fraud, deception and related offences	-	3	15	35	32	14	6	6	1	2	3	64	181
Controlled drug offences	3	2	8	15	9	7	3	3	2	4	2	17	75
Weapons and explosive offences	-	-	4	8	2	2	1	2	-	1	1	8	29
Damage to property and to the environment	3	12	17	10	8	3	2	-	-	1	1	23	80
Public order and other social code offences	-	-	3	3	5	1	-	1	1	-	1	5	20
Road and traffic offences (NEC)	-	3	17	45	27	15	7	3	6	2	3	88	216
Offences against Government, justice procedure and organisational crime	1	3	27	83	129	109	84	31	32	17	10	225	751
Offences not elsewhere classified	3	34	70	91	52	20	12	17	8	8	8	138	461
<b>Total</b>	<b>46</b>	<b>396</b>	<b>713</b>	<b>906</b>	<b>643</b>	<b>391</b>	<b>232</b>	<b>126</b>	<b>74</b>	<b>56</b>	<b>47</b>	<b>1566</b>	<b>5196</b>

**Table A7: Number of Offences by Verdict and Sex of Accused, 2011**

	NS	Acquitted	Acquitted & Discharged	Cautioned	Committed to High Court	Convicted/ Sentencing Postpone	Discharged	Dismissed for want of prosecution	GUILTY and Fined	GUILTY and Sentenced	Stay of proceedings	Withdrawn	Total
<b>Male</b>													
Murder/Manslaughter/ Infanticide	14	-	0	-	71	-	-	1	0	0	-	14	<b>100</b>
Rape and Sexual Assault	1	2	25	-	6	4	7	5	-	57	-	128	<b>235</b>
Attempts/Threats to murder, assaults, harassments and related offences.	4	-	12	-	4	3	17	16	1	79	2	357	<b>495</b>
Dangerous or negligent acts	4	1	38	-	-	2	10	26	425	129	-	218	<b>853</b>
Kidnapping and related offences	-	-	-	-	-	-	-	-	-	-	-	-	-
Robbery, extortion and high jacking offences	5	-	11	-	4	5	1	2	-	35	-	124	<b>187</b>
Burglary and related offences	4	1	6	-	-	2	5	6	-	85	-	73	<b>182</b>
Theft and related offences	20	4	42	8	1	6	16	14	14	407	3	414	<b>949</b>
Fraud, deception and related offences	-	-	6	-	1	1	3	3	8	47	-	72	<b>141</b>
Controlled drug offences	-	-	3	-	-	-	-	3	17	13	-	15	<b>51</b>
Weapons and explosive offences	-	-	1	-	-	1	8	1	15	1	-	2	<b>29</b>
Damage to property and to the environment	-	-	2	-	-	4	1	1	-	25	-	32	<b>65</b>
Public order and other social code offences	1	-	1	-	-	-	-	-	-	10	-	6	<b>18</b>
Road and traffic offences (NEC)	4	-	10	-	-	-	4	7	53	7	-	107	<b>192</b>
Offences against Government, justice procedure and organisational crime	114	1	23	4	-	2	6	9	15	128	1	386	<b>689</b>
Offences not elsewhere classified	-	1	26	2	2	3	11	4	48	126	2	162	<b>387</b>
<b>Total</b>	<b>171</b>	<b>10</b>	<b>206</b>	<b>14</b>	<b>89</b>	<b>33</b>	<b>89</b>	<b>98</b>	<b>596</b>	<b>1149</b>	<b>8</b>	<b>2110</b>	<b>4,573</b>

**Table A7: Number of Offences by Verdict and Sex of Accused, 2011(cont'd)**

	NS	Acquitted	Acquitted & Discharged	Cautioned	Committed to High Court	Convicted/ Sentencing Postpone	Discharged	Dismissed for want of prosecution	Guilty and Fined	Guilty and Sentenced	Stay of proceedings	Withdrawn	Total
<b>Female</b>													
Murder/Manslaughter/Infanticide	-	-	0	-	5	-	-	-	-	-	-	2	7
Rape and Sexual Assault	-	-	-	-	-	-	-	-	-	-	-	-	-
Attempts/Threats to murder, assaults, harassments and related offences.	-	-	1	-	2	-	3	-	2	3	-	22	33
Dangerous or negligent acts	-	-	2	-	-	1	-	1	17	5	-	9	35
Kidnapping and related offences	-	-	-	-	-	-	-	-	-	-	-	-	-
Robbery, extortion and high jacking offences	-	-	-	-	-	-	-	-	-	-	-	3	3
Burglary and related offences	-	-	-	-	-	1	-	-	-	1	-	1	3
Theft and related offences	-	-	2	-	-	-	-	-	3	31	-	50	86
Fraud, deception and related offences	-	-	4	-	-	-	-	-	-	15	-	4	23
Controlled drug offences	-	-	2	-	-	1	-	-	2	5	-	5	15
Weapons and explosive offences	-	-	-	-	-	-	-	-	-	-	-	-	-
Damage to property and to the environment	-	-	-	-	-	-	1	-	-	6	-	6	13
Public order and other social code offences	-	-	-	-	-	-	-	-	-	-	-	2	2
Road and traffic offences (NEC)	-	-	-	1	-	-	-	-	3	1	-	5	10
Offences against Government, justice procedure and organisational crime	1	-	1	-	-	-	1	-	-	2	-	7	12
Offences not elsewhere classified	-	1	3	-	-	-	1	-	4	16	-	17	42
<b>Total</b>	<b>1</b>	<b>1</b>	<b>15</b>	<b>1</b>	<b>7</b>	<b>3</b>	<b>6</b>	<b>1</b>	<b>31</b>	<b>85</b>	<b>-</b>	<b>133</b>	<b>284</b>

**Table A7: Number of Offences by Verdict and Sex of Accused, 2011(cont'd)**

	NS	Acquitted	Acquitted & Discharged	Cautioned	Committed to High Court	Convicted/ Sentencing Postpone	Discharged	Dismissed for want of prosecution	Guilty and Fined	Guilty and Sentenced	Stay of proceedings	Withdrawn	Total
<b>Sex Not stated</b>													
Murder/Manslaughter/Infanticide	-	-	0	-	2	-	-	-	0	-	-	2	<b>4</b>
Rape and Sexual Assault	-	-	3	-	-	-	-	-	-	2	-	6	<b>11</b>
Attempts/Threats to murder, assaults, harassments and related offences.	-	-	1	-	-	-	-	1	-	3	-	21	<b>26</b>
Dangerous or negligent acts	-	-	2	-	-	-	-	3	57	4	-	14	<b>80</b>
Kidnapping and related offences	-	-	-	-	-	-	-	-	-	-	-	-	-
Robbery, extortion and high jacking offences	-	-	-	-	1	3	-	-	-	1	-	3	<b>8</b>
Burglary and related offences	-	-	-	-	-	-	-	-	-	2	-	4	<b>6</b>
Theft and related offences	1	1	3	1	-	-	2	1	1	27	-	43	<b>80</b>
Fraud, deception and related offences	2	-	-	-	-	-	-	-	3	2	-	10	<b>17</b>
Controlled drug offences	-	-	-	-	-	-	-	-	2	4	-	3	<b>9</b>
Weapons and explosive offences	-	-	-	-	-	-	-	-	-	-	-	-	-
Damage to property and to the environment	-	-	-	-	-	-	-	-	-	1	-	1	<b>2</b>
Public order and other social code offences	-	-	-	-	-	-	-	-	-	-	-	-	-
Road and traffic offences (NEC)	-	-	-	-	-	-	-	-	2	1	-	11	<b>14</b>
Offences against Government, justice procedure and organisational crime	11	-	1	-	-	-	1	-	-	9	-	28	<b>50</b>
Offences not elsewhere classified	2	-	3	-	-	-	1	1	3	9	2	11	<b>32</b>
<b>Total</b>	<b>16</b>	<b>1</b>	<b>13</b>	<b>1</b>	<b>3</b>	<b>3</b>	<b>4</b>	<b>6</b>	<b>68</b>	<b>65</b>	<b>2</b>	<b>157</b>	<b>339</b>



**Table A7: Number of Offences by Verdict and Sex of Accused, 2011(cont'd)**

	NS	Acquitted	Acquitted & Discharged	Cautioned	Committed to High Court	Convicted/ Sentencing Postpone	Discharged	Dismissed for want of prosecution	Guilty and Fined	Guilty and Sentenced	Stay of proceedings	Withdrawn	Total
<b>All</b>													
Murder/Manslaughter/Infanticide	14	-	0	-	78	-	-	1	0	0	-	18	<b>111</b>
Rape and Sexual Assault	1	2	28	-	6	4	7	5	-	59	-	134	<b>246</b>
Attempts/Threats to murder, assaults, harassments and related offences.	4	-	14	-	6	3	20	17	3	85	2	400	<b>554</b>
Dangerous or negligent acts	4	1	42	-	-	3	10	30	499	138	-	241	<b>968</b>
Kidnapping and related offences	-	-	-	-	-	-	-	-	-	-	-	-	<b>0</b>
Robbery, extortion and high jacking offences	5	-	11	-	5	8	1	2	-	36	-	130	<b>198</b>
Burglary and related offences	4	1	6	-	-	3	5	6	-	88	-	78	<b>191</b>
Theft and related offences	21	5	47	9	1	6	18	15	18	465	3	507	<b>1115</b>
Fraud, deception and related offences	2	-	10	-	1	1	3	3	11	64	-	86	<b>181</b>
Controlled drug offences	-	-	5	-	-	1	-	3	21	22	-	23	<b>75</b>
Weapons and explosive offences	-	-	1	-	-	1	8	1	15	1	-	2	<b>29</b>
Damage to property and to the environment	-	-	2	-	-	4	2	1	-	32	-	39	<b>80</b>
Public order and other social code offences	1	-	1	-	-	-	-	-	-	10	-	8	<b>20</b>
Road and traffic offences (NEC)	4	-	10	1	-	-	4	7	58	9	-	123	<b>216</b>
Offences against Government, justice procedure and organisational crime	126	1	25	4	-	2	8	9	15	139	1	421	<b>751</b>
Offences not elsewhere classified	2	2	32	2	2	3	13	5	55	151	4	190	<b>461</b>
<b>Total</b>	<b>188</b>	<b>12</b>	<b>234</b>	<b>16</b>	<b>99</b>	<b>39</b>	<b>99</b>	<b>105</b>	<b>695</b>	<b>1299</b>	<b>10</b>	<b>2,400</b>	<b>5,196</b>

**Table A8: Total number of cases by age group and type of Plea**

AGE GROUP	Not stated	Guilty	Not applicable	Not Guilty	Reserved	Total
15-19	4	35	3	11	10	<b>63</b>
20-24	20	176	28	175	108	<b>507</b>
25-29	38	307	45	334	222	<b>946</b>
30-34	47	413	88	397	241	<b>1186</b>
35-39	37	260	70	256	171	<b>794</b>
40-44	29	142	60	150	98	<b>479</b>
45-49	16	73	41	85	60	<b>275</b>
50-54	6	52	11	49	27	<b>145</b>
55-59	4	23	8	31	17	<b>83</b>
60-64	-	18	7	25	11	<b>61</b>
65-69	1	6	3	8	7	<b>25</b>
70+	--	5	6	5	3	<b>19</b>
unknown	3	15	1	5	3	<b>27</b>
<b>Total</b>	<b>205</b>	<b>1525</b>	<b>371</b>	<b>1531</b>	<b>978</b>	<b>4610</b>

**Table A9: Total number of offences by Magistrate court and sentence pronounced - 2011**

Magistrate Courts	Not stated	Corporal with suspended sent	Corporal Punishment	Custodial and Suspended sent	Imprisonment or Custodial Sentence	Custodial with corporal punish	Fine
Bobonong	70	1	-	3	10	-	1
Broadhurst	381	2	6	9	4	7	2
Extension Two	330	3	-	13	16	-	17
Francistown	467	5	9	23	111	4	132
Gantsi	62	-	1	-	11	2	8
Jwaneng	62	1	-	-	8	1	23
Kanye	13	-	-	-	0	-	3
Kasane	97	-	-	9	23	-	10
Letlhakane	172	4	10	7	22	-	18
Lobatse	206	5	13	4	33	1	18
Mahalapye	162	-	-	-	18	-	65
Masunga	6	-	-	-	0	-	-
Maun	228	12	-	17	17	1	57
Mochudi	135	1	-	4	7	-	1
Molepolole	190	12	-	7	21	4	17
Palapye	113	1	-	3	7	-	9
Ramotswa	48	-	-	-	6	-	9
Selibe Phikwe	303	3	5	12	41	1	63
Tsabong	77	3	-	5	20	3	9
Village	318	2	12	5	17	1	8
<b>Total</b>	<b>3440</b>	<b>55</b>	<b>56</b>	<b>121</b>	<b>392</b>	<b>25</b>	<b>470</b>
<b>Percentage</b>	<b>66.2</b>	<b>1.1</b>	<b>1.1</b>	<b>2.3</b>	<b>7.5</b>	<b>0.5</b>	<b>9.0</b>

**Table A9: Total number of offences by Magistrate court and sentence pronounced - 2011 (cont'd)**

Magistrate Courts	Fine With Custodial Sentence	Fine with Suspended Sentence	Suspended Sentence	Other	Total
Bobonong	1	1	-	0	9
Broadhurst	1	3	22	0	28
Extension Two	3	162	14	1	197
Francistown	-	57	31	1	261
Gantsi	-	-	7	2	15
Jwaneng	-	-	10	0	36
Kanye	-	-	-	0	3
Kasane	8	4	16	0	43
Letlhakane	-	-	1	0	19
Lobatse	3	8	37	0	67
Mahalapye	1	1	14	0	81
Masunga	-	-	-	0	0
Maun	4	4	23	0	92
Mochudi	-	49	6	1	57
Molepolole	-	2	6	0	25
Palapye	-	4	5	0	18
Ramotswa	-	3	4	0	17
Selibe Phikwe	5	3	7	1	106
Tsabong	1	18	26	0	60
Village	2	-	51	3	64
<b>Total</b>	<b>29</b>	<b>319</b>	<b>280</b>	<b>9</b>	<b>5196</b>
<b>Percentage</b>	<b>0.6</b>	<b>6.1</b>	<b>5.4</b>	<b>0.2</b>	<b>100</b>

## Appendix B

### CRIME STATISTICS CLASSIFICATION CODES

#### 01 HOMICIDE OFFENCES

##### 0101 MURDER/MANSLAUGHTER/INFANTICIDE

- 0111 Murder
- 0112 Manslaughter
- 0113 Infanticide

##### 0102 DANGEROUS DRIVING LEADING TO DEATH

- 0121 Manslaughter (traffic fatality)
- 0122 Dangerous driving causing death
- 0123 Causing death by drunken driving

#### SEXUAL OFFENCES

##### 021 RAPE AND SEXUAL ASSAULT

- 0211 Rape of a male or female
- 0212 Defilement of a boy or girl less than 17 years old
- 0213 Sexual offence involving mentally impaired person
- 0214 Aggravated sexual assault
- 0215 Sexual assault (not aggravated)

##### 022 OTHER SEXUAL OFFENCES

- 0221 Incest
- 0222 Child pornography offences
- 0223 Child pornography - obstruction of warrant
- 0224 Gross indecency
- 0225 Attempted Rape

#### ATTEMPTS/THREATS TO MURDER, ASSAULTS, HARASSMENTS AND RELATED OFFENCES

##### 031 ATTEMPTS/THREATS TO MURDER

- 0311 Murder-attempt
- 0312 Murder-threat (threat to kill)

##### 0320 ASSAULTS

###### 03201 Assault causing harm

- 03202 Poisoning
- 03203 Assault or obstruction of Garda/official, resisting arrest
- 03204 Minor assault
- 03205 Indecent assault on boy(s) under 14 years
- 03206 Indecent assault on females
- 03207 Assault O.A.B.H
- 03208 Assault common
- 03209 Common nuisance
- 03210 Other assaults
- 03211 Grievous harm
- 03212 Assault Police Officer
- 03213 Assaulting person on duty

##### 0330 HARASSMENT AND RELATED OFFENCES

- 03301 Harassment, stalking, threats
- 03302 Coercion
- 03303 Menacing phone calls
- 03304 Incitement to hatred offences
- 03305 Demanding payment of debt causing alarm
- 03306 Use of insulting language

#### 04 DANGEROUS OR NEGLIGENT ACTS

##### 0410 DANGEROUS OR NEGLIGENT OPERATION OF A VEHICLE

- 04101 Dangerous driving causing serious bodily harm
- 04102 Driving/In charge of a vehicle while over legal alcohol limit
- 04103 Driving/In charge of a vehicle under the influence of drugs

- 04104 Dangerous/careless driving and motorway offences
- 04105 Speeding
- 04106 Causing death by leaving motor vehicle on a road

**0420 042 OTHER DANGEROUS OR NEGLIGENT ACTS**

- 04201 Endangerment with potential for serious harm/death
- 04202 Abandoning a child, child neglect and cruelty
- 04203 Unseaworthy/Dangerous use of boat or ship
- 04204 False alarm/Interference with aircraft or air transport facilities
- 04205 Endangering traffic offences
- 04206 Reckless and Negligent Acts

**05 KIDNAPPING AND RELATED OFFENCES**

**0510 051 FALSE IMPRISONMENT, ABDUCTION**

- 05101 False Imprisonment
- 05102 Abduction of person under 16 years of age
- 05103 Abduction

**06 ROBBERY, EXTORTION AND HIGHJACKING OFFENCES**

**0610 ROBBERY**

- 06101 Robbery of an establishment or institution
- 06102 Robbery of cash or goods in transit
- 06103 Robbery from the person
- 06104 Armed Robbery
- 06105 Attempted Robbery

**0620 EXTORTION OFFENCES**

- 06201 Blackmail, extortion

**0630 HIJACKING OFFENCES**

- 06301 Carjacking, high jacking/unlawful seizure of aircraft/vessel

**07 BURGLARY AND RELATED OFFENCES**

**0710 BURGLARY**

- 07101 Aggravated burglary
- 07102 Burglary (not aggravated)
- 07103 Possession of an article (with intent to burgle, steal, demand)
- 07104 Burglary and theft
- 07105 Burglary

**08 THEFT AND RELATED OFFENCES**

**0810 THEFT/TAKING OF VEHICLE AND RELATED OFFENCES**

- 08101 Theft/Unauthorized taking of vehicle
- 08102 Interfering with vehicle (with intent to steal item or vehicle)
- 08103 Theft of a motor vehicle
- 08104 Theft of a motor vehicle using violence
- 08105 Theft of a motor vehicle using offensive weapon or firearms or threatening to use them
- 08106 Dealing in stolen motor vehicle or parts thereof
- 08107 Failure to report suspected stolen vehicle by motor dealer
- 08108 Selling or receiving a motor vehicle without document effecting such sale
- 08109 Failing to issue a declaration or certificate being a motor vehicle dealer
- 08110 Failing to present declaration or certificate being a motor vehicle purchaser
- 08111 Tempering with motor vehicle (Conceal or disguise identification)
- 08112 Failure to report the alteration or change of colour of a motor vehicle at registration office for amendment
- 08113 Driving motor vehicle without number plates or without satisfactory explanation
- 08114 Manufacturing instruments which may be in the commission of offence
- 08115 Making number plates or key for a person without seeing any identification for that person
- 08116 Breaking into motor vehicle
- 08117 Attempting to steal a motor vehicle
- 08118 Attempting to receive a stolen motor vehicle
- 08119 Conspiring with any other person in the commission of the offence
- 08120 Selling or assisting to sell a motor vehicle having reason to believe it is stolen

**0820 THEFT (NOT VEHICLE)**

- 08201 Theft from person
- 08202 Theft from shop
- 08203 Theft from vehicle
- 08204 Theft/Unauthorized taking of a pedal cycle
- 08205 Theft of, or interference with, mail, postal matter
- 08206 Theft of other property
- 08207 Theft common
- 08208 Store breaking and theft
- 08209 Theft by agent
- 08210 Theft by person in public service
- 08211 Theft by servant and clerk
- 08212 Theft from a person
- 08213 Theft of a postal matter
- 08214 House breaking and theft
- 08215 Stealing goods in transit

**0830 HANDLING STOLEN PROPERTY**

- 08301 Handling/ carrying or possession of stolen property
- 08302 In possession of property stolen outside Botswana
- 08303 Receiving stolen property

**09 FRAUD, DECEPTION AND RELATED OFFENCES****0910 FRAUD, FORGERY AND FALSE INSTRUMENT OFFENCES**

- 09101 Fraud, deception, false pretence offences
- 09102 Forging an instrument to defraud
- 09103 Possession of an article for use in fraud, deception or extortion
- 09104 Falsification of accounts
- 09105 Offences under the Companies Act
- 09106 Offences under the Investment Intermediaries Act
- 09107 Offences under the Stock Exchange Act
- 09108 Forging licenses
- 09109 Forgery and uttering
- 09110 Making documents without authority
- 09111 Alter document without authority

**0920 OTHER FRAUD**

- 09201 Money laundering
- 09202 Embezzlement
- 09203 Fraud against the country
- 09204 Importation/Sale/Supply of tobacco
- 09205 Fraudulent appropriation of power

**0930 COUNTERFEITING CURRENCY AND RELATED OFFENCES**

- 09301 Counterfeiting notes and coins

**0940 CORRUPTION**

- 09401 Corruption (involving public office holder)
- 09402 Official corruption
- 09403 Removal of property under lawful seizure

**10 CONTROLLED DRUG OFFENCES****1010 IMPORTATION/MANUFACTURE OF DRUGS**

- 10101 Importation of drugs
- 10102 Cultivation or manufacture of drugs

**1020 POSSESSION OF DRUGS**

- 10201 Possession of drugs for sale or supply
- 10202 Possession of drugs for personal use

**1030 OTHER DRUG OFFENCES**

- 10301 Forged or altered prescription offences
- 10302 Failure to produce order, prescription, or drug book for inspection
- 10303 Possessing or using a habit forming drug
- 10304 Failure to comply with conditions of drug permit or license
- 10305 Dealing in habit forming drugs

- 10306 Obstruction under the Drugs Act
- 10307 Cause death through intoxicating drugs

## **11 WEAPONS AND EXPLOSIVES OFFENCES**

### **1110 EXPLOSIVES, CHEMICAL WEAPONS OFFENCES**

- 11101 Causing an explosion
- 11102 Making of explosives
- 11103 Possession of explosives
- 11104 Chemical weapons offences

### **1120 FIREARMS OFFENCES**

- 11201 Discharging a firearm
- 11202 Going armed in public
- 11203 Owning an arm without license
- 11204 Failure to comply with the demands of production of arm license or certificate
- 11205 Dangerous acts with arms
- 11206 Having in possession arms or ammunition while convicted of offence under this act
- 11207 Making false statement for the purpose of procuring registration as an arm dealer
- 11208 Making false entry in an arm dealers registry
- 11209 Failing to keep an arm or ammunition under safe custody
- 11210 Failure to report lost or stolen arm/ammunition
- 11211 Importing arms or ammunition without permit
- 11212 Exporting arms or ammunition without permit
- 11213 Possessing unregistered arms or ammunitions
- 11214 Selling arm or ammunition
- 11215 Disposing arms or ammunitions
- 11216 Transferring arms or ammunitions
- 11217 Manufacturing arms or ammunitions without Manufacturer' license
- 11218 Possessing special types of arms or ammunition
- 11219 Importing arms or ammunitions of war without permit
- 11220 Possessing unregistered arms or ammunition of war without permit
- 11221 Owning an arm or ammunition of war/arm without license
- 11222 Use of arms to resist arrest

### **1130 OFFENSIVE WEAPONS OFFENCES (NEC)**

- 11301 Possession of offensive weapons (not firearms)

### **1140 FIREWORKS OFFENCES**

- 11401 Fireworks Offences (for sale, IGNITING etc.)

## **12 DAMAGE TO PROPERTY AND TO THE ENVIRONMENT**

### **1210 CRIMINAL DAMAGE**

- 12101 Arson
- 12102 Criminal damage (not arson)
- 12103 Malicious injury to property

### **1220 ENVIRONMENTAL DAMAGE**

- 12201 Litter offences

## **13 PUBLIC ORDER AND OTHER SOCIAL CODE OFFENCES**

### **1310 DISORDERLY CONDUCT**

- 13101 Affray/Riot/Violent disorder
- 13102 Public order offences
- 13103 Drunkenness offences
- 13104 Air rage-disruptive or drunken behaviour on aircraft

### **1320 TRESPASS OFFENCES**

- 13201 Forcible entry and occupation (not burglary)
- 13202 Trespass on lands or enclosed areas

- 13203 Criminal trespass

### **1330 LIQUOR LICENSING OFFENCES**

- 13301 Failure to keep register being a hotel liquor license premises
- 13302 Carrying on other businesses on licensed premises
- 13303 Altering licensed premises without approval by the licensing authority
- 13304 Selling intoxicating liquor without license

- 13305 Selling liquor to young persons
- 13306 Obstructing a health inspector to carry out his/her duty
- 13307 Selling intoxicating liquor to a drunken person
- 13308 Procuring drink for drunken person
- 13309 Making a false entry or statement in a hotel register
- 13310 Departing from licensed premises without paying
- 13311 Drinking liquor in a bottle store or on a prohibited area
- 13312 Failure to provide meals and accommodation being a hotel keeper
- 13313 Obstruct/resist licensed premises to be closed by authorised person
- 13314 Refusing to leave licensed premises
- 13315 Adulterating liquor
- 13316 Permitting licensed premises to be a brothel
- 13317 Making business or trading without a license/certificate
- 13318 Willingly making a false statement in a document
- 13319 Keeping wholesale quantities of intoxicating liquor on licensed premises
- 13320 Other Liquor licensing offences
- 13321 Other Registered clubs offences
- 13322 Other restaurant offences
- 13323 Operating beyond stipulated hours

**1340 PROSTITUTION OFFENCES**

- 13401 Brothel keeping
- 13402 Organization of prostitution
- 13403 Prostitution, including soliciting etc.

**1350 REGULATED BETTING/MONEY, COLLECTION/TRADING OFFENCES**

- 13501 Offences under the Betting Acts
- 13502 Collecting money without permit, unauthorized collection
- 13503 Offences under Gaming and Lotteries Acts
- 13504 Permit/License offences for casual/street trading

**1360 SOCIAL CODE OFFENCES (NEC)**

- 13601 Bestiality
- 13602 Indecency
- 13603 Allowing a child (under 16 years) to beg
- 13604 Bigamy
- 13605 Begging
- 13606 Rogues and vagabonds

**14 ROAD AND TRAFFIC OFFENCES (NEC)**

**1410 DRIVING LICENCE/INSURANCE OFFENCES**

- 14101 Driving license-failure to have, produce, etc.
- 14102 Insurance-failure to have, produce, display, etc.
- 14103 Driving an unlicensed motor vehicle.
- 14104 Failure to display road license.

**1420 VEHICLE TAX/REGISTRATION OFFENCES**

- 14201 Owning or driving unregistered motor vehicle
- 14202 Misuse of Trade License
- 14203 Failure to comply with conditions of motor dealer's license

**1430 ROADWORTHINESS/REGULATORY OFFENCES**

- 14301 Misuse of trailers, weight and other offences
- 14302 Obstruction under Road Traffic Acts
- 14303 Driving motor vehicle with worn out tires
- 14304 Driving motor vehicle with insufficient hand brake
- 14305 Driving motor vehicle with insufficient foot brake
- 14306 Drawing a trailer with inefficient braking foot brake
- 14307 Drawing motor vehicle not equipped with mudguard
- 14308 Driving motor vehicle with defective warning device
- 14309 Riding a bicycle with defective warning device
- 14310 Driving motor vehicle with shattered windscreen
- 14311 Driving motor vehicle with defective wipers
- 14312 Driving motor vehicle without mirrors, speedometer, fuel cap



- 14313 Driving motor vehicle with defective head lamps
- 14314 Driving motor vehicle with defective park lamps
- 14315 Driving motor vehicle with defective rear/tail lamps
- 14316 Driving motor vehicle with defective stop lights
- 14317 Driving motor vehicle with defective registration lamps
- 14318 Riding a bicycle at night without lamps
- 14319 Operating an animal drawn vehicle without a lamp
- 14320 Driving a motor vehicle with defective indicator
- 14321 Driving a motor vehicle with height exceeding 4.1 meters
- 14322 Riding bicycle on a dangerous position
- 14323 Failure to keep record of the driver
- 14324 Spanning more than two donkeys abreast
- 14325 Walking along / across the road in a dangerous manner
- 14326 Making noise / sounding instrument for the purpose of touting
- 14327 Permitting incompetent person to drive animal drawn vehicle
- 14328 Leaving animal drawn vehicle unattended
- 14329 Failure to stop at a level crossing
- 14330 Failure to close the gate
- 14331 Ungazetted identification plates
- 14332 Carrying passengers while a learner
- 14333 Failure to display red letter L
- 14334 Failure to obey warning sign on projecting loads overloading goods
- 14335 Carrying goods or passengers in a manner likely to obscure driver's view.
- 14336 Driving motor vehicle exceeding 10.5 meters during prohibited hours
- 14337 Failure to wear a protective helmet
- 14338 Failure to display number plates
- 14339 Driving a motor unaccompanied whilst a learner
- 14340 Permitting unlicensed person to drive
- 14341 Carrying a passenger, animal or article in front of a motor cycle driver
- 14342 Riding a motor vehicle in a dangerous position
- 14343 Causing damage to a motor vehicle
- 14344 Tampering with a motor vehicle
- 14345 Taking a motor vehicle without authority
- 14346 Leaving a motor vehicle unattended
- 14347 Obstructing a police officer
- 14348 Applying for a license without disclosing endorsement
- 14349 Failure to obey police direction or signal
- 14350 Failure to obey traffic signs or signals
- 14351 Careless driving (other vehicles)
- 14352 Reckless Driving (other vehicles)
- 14353 Drunken driving of other vehicles (not motor vehicles)
- 14354 Fraudulent use of imitated plates document or mark
- 14355 Giving false information to public servant
- 14356 Failure to stop and report an accident
- 14357 Failure to provide breath or blood specimen
- 14358 Leaving cattle unattended on main road
- 14359 Playing games obstructing road ushers
- 14360 Lead, drive animal or vehicle on foot path
- 14361 Fraudulent application for driving license
- 14362 Failure to stop and report a fatal accident
- 14363 In charge of a motor vehicle whilst unfit through drinks
- 14364 Reckless drinking (motor vehicle)
- 14365 Using a motor vehicle in such condition as to constitute danger to the public
- 14366 Traffic in obscene publication
- 14367 Driving while disqualified
- 14368 Other road offences
- 14369 Careless and inconsiderate Driving

**1440 ROAD TRANSPORT/PUBLIC SERVICE VEHICLE OFFENCES**

- 14401 Road Transport - carriage of goods offences
- 14402 Overloading passengers in a P.S.V
- 14403 Using a P.S.V without a P.S.V driving license
- 14404 Operating P.S.V in unhygienic condition

- 14405 Driving a P.S.V without a fire extinguisher
- 14406 Conducting without conducting P.S.V
- 14407 Driving P.S.V without P.S.V driving license
- 14408 Driving P.S.V without due care and attention
- 14409 P.S.V reckless driving
- 14410 Disobeying P.S.V. driver /conductor not to enter because it is full
- 14411 Public Service Vehicle offences
- 14412 Light rail offences (Luas)

## **15 OFFENCES AGAINST GOVERNMENT, JUSTICE PROCEDURES AND ORGANISATION OF CRIME**

### **1510 OFFENCES AGAINST GOVERNMENT AND ITS AGENTS**

- 15101 Treason
- 15102 Breaches of Offences Against the State Acts
- 15103 Breaches of Official Secrets Act
- 15104 Impersonating member of An Garda Síochána
- 15105 Electoral offences including personation
- 15106 Public mischief-annoying phone calls, wasting police time
- 15107 Criminal Assets Bureau offences
- 15108 Non-compliance with Garda direction
- 15109 Destruction of statutory document
- 15110 Traffic in obscene publication
- 15111 Abuse of office
- 15112 False assumption of authority
- 15113 False information to a public officer
- 15114 Personating persons employed in public service
- 15115 Tampering with public officers
- 15116 Undermining authority of a public service
- 15117 Refusal to be searched by authorized person
- 15118 Holding any interest without permission from the minister
- 15119 Possession of stamp dye
- 15120 Wearing nurses uniform
- 15121 Failure to disclose conflict of interest
- 15122 Failure to explain standard of living/possession of unexplained property
- 15123 Failure to pay compensation/wages
- 15124 Failure to provide necessities

### **1520 ORGANISATION OF CRIME AND CONSPIRACY TO COMMIT CRIME**

- 15201 Criminal organization offences (organized crime)
- 15202 Conspiracy to commit a crime

### **1530 PERVERTING THE COURSE OF JUSTICE**

- 15301 Perjury
- 15302 Interfering with a jury (embracery)
- 15303 Assisting offenders
- 15304 Public mischief, pervert course of justice, conceal offence
- 15305 Obstructing court officers
- 15306 Destroying evidence
- 15307 Interfering with a witness

### **1540 OFFENCES WHILE IN CUSTODY AND RELATED OFFENCES**

- 15401 Escape or help to escape from custody
- 15402 Prison offences
- 15403 Attempt from lawful custody

### **1550 BREACH OF JUSTICE/COURT ORDER**

- 15501 Breach of Domestic Violence Order (protection, safety, barring)
- 15502 Breach of the peace
- 15503 Breach of bail
- 15504 Failure to comply under Sex Offenders Act
- 15505 Breach of order under Family Law Act
- 15506 Dealing in any assets subject to an order of the court
- 15507 Other failure to comply with court order, jury summons, warrant etc.

- 16 OFFENCES NOT ELSEWHERE CLASSIFIED (NEC)**
- 1610 IMPORTATION/CONTROL/WELFARE OF ANIMALS OFFENCES**
- 16101 Illegal importation of animals
  - 16102 Control of horses offences
  - 16103 Dog ownership offences (license, control etc.)
  - 16104 Injuring animals
  - 16105 Killing animals with intent to steal
  - 16106 Unlawful wounding
  - 16107 Offences against animals
  - 16108 Non-reporting of matimela
  - 16109 Unlawful importation or possession on acquisition of ivory
- 1620 FISHERIES/MARITIME OFFENCES**
- 16201 Breaches of fishing quota/related regulation
- 1630 USE OF DATA, ELECTRONIC COUNTERFEIT AND BROADCASTING OFFENCES**
- 16301 Unauthorized accessing of data
  - 16302 Recording, possession, distribution of counterfeit material
  - 16303 Unauthorized broadcasting and illegal signal reception
- 1640 IMMIGRATION OFFENCES/ CARRIER LIABILITIES**
- 16401 Overstaying in Botswana
  - 16402 Making a contradictory statement for the purpose of entering Botswana
  - 16403 Unlawful entry in Botswana
  - 16404 Failure to comply with visit conditions
  - 16405 Failure to transmit residential permit to the board
  - 16406 Failure to transmit residential permit to the minister
  - 16407 Re- entering Botswana as a prohibited immigrant
  - 16408 Aiding or abetting unlawful entry
  - 16409 Forging certificates or documents for the purpose of entering Botswana
  - 16410 Uttering or using false certificate or document for the purpose of entering Botswana
  - 16411 Unlawful possession of residential permit
  - 16412 Delivering residential permit, passport or other I.D document for the use by other person
  - 16413 Forging or altering unlawfully a residential permit, passport or any I.D document
- 1650 STOCK THEFT**
- 16501 Duty to ascertain bonafides of seller of stock
  - 16502 Trespass with intent to steal
  - 16503 Night delivery of stock
  - 16504 Making false statement in a certificate
  - 16505 Failure to produce removal certificate
  - 16506 Tampering with stock or produce
  - 16507 Possession of stolen stock
  - 16508 Dealing in stolen stock or produce
  - 16509 Stealing stock or produce
- 1660 PRECIOUS STONES OFFENCES**
- 16601 Failure to report discovery of precious stones
  - 16602 Entering any protection area when the exclusion order is still in force
  - 16603 Making false statement in order to apply for dealers license or permit
  - 16604 Signing false notes of sale and purchase
  - 16605 Dealing in rough or uncut precious stone to keep register of transaction
  - 16606 Failure to deliver picked or found precious stone to the police station
  - 16607 Dealing in precious stones during night time, Sunday or holidays
  - 16608 Making false declaration of discovery of precious stones
  - 16609 Placing of precious stones where not naturally found
  - 16610 Unlawful dealing in and possession of rough or uncut precious stones
  - 16611 Purchases from or sale to unauthorized person
  - 16612 Failure to report imported precious stone in the district
  - 16613 Unlawful mining

## **1670 MISCELLANEOUS OFFENCES**

- 16701 Abortion
- 16702 Procuring or assisting in abortion
- 16703 Concealment of birth
- 16704 Destroying/Disposing of a dead body
- 16705 Pawn broking offences
- 16706 Offences in connection with rail travel
- 16707 Employment permit offences (relating to non-Batswana national)
- 16708 Idle and disorderly person
- 16711 Cheating
- 16712 Entering dwelling with intent to commit offence
- 16713 Obtaining by false pretences
- 16715 Attempt to commit an offence
- 16716 Unnatural offence
- 16717 Accessory after fact
- 16718 Demanding property with menace
- 16719 Attempt to procure abortion
- 16720 Attempt to commit unnatural offence
- 16721 Issuing cheque with no funds



