



## STATISTICS BOTSWANA

Private Bag 0024 Gaborone Botswana  
**Tel:** (+267) 367 1300 **Fax:** (+267) 395 2201.

**Email:** [info@statsbots.org.bw](mailto:info@statsbots.org.bw)  
**Website:** [www.statsbots.org.bw](http://www.statsbots.org.bw)

# Publication Catalogue 2016

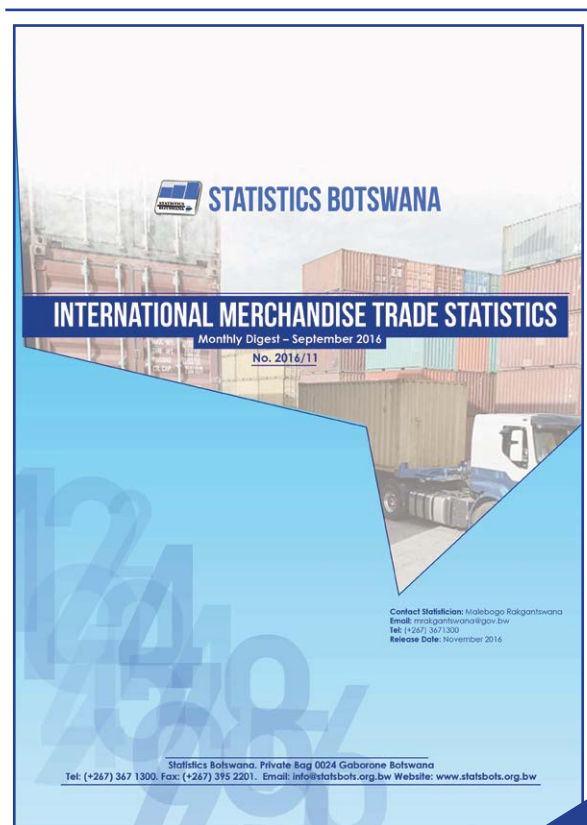


## Preface

This catalogue of statistical publications contains detailed and clearly structured information on Publications issued by Statistics Botswana (SB) in the 2016 period. The descriptive information of SB publications includes: the title, short summary of each publication, the number of pages, periodicity. All these publications are available on the SB website and SB Information Resource Center which is open to the public.

Contact us at: [info@statsbots.org.bw](mailto:info@statsbots.org.bw) and <http://www.statsbots.org.bw>

# Statistical Briefs

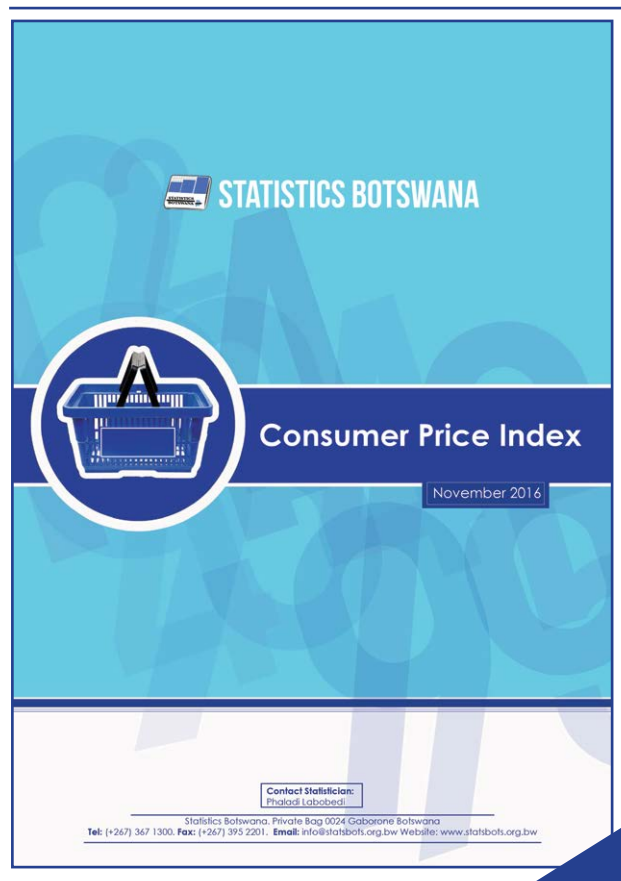


## **INTERNATIONAL MERCHANDISE TRADE STATISTICS MONTHLY DIGEST January-December 2016**

**Periodicity:** Monthly

**Published:** Monthly

The International Merchandise Trade Statistics (IMTS) Monthly Digest presents statistics on Botswana's total imports and exports of goods.



## **CONSUMER PRICE INDEX January-December 2016**

**Periodicity:** Monthly

**Published:** Monthly

An index which measures price changes in goods and services with reference to a base period.



STATISTICS BOTSWANA

## BOTSWANA-CAUSES OF MORTALITY 2012

Copyright © Statistics Botswana 2012



Released by Statistics Botswana  
Private Bag 0024, Gaborone, Botswana  
**Telephone:** 3671300, **Fax:** 3932201  
**Web-site:** [www.cso.gov.bw](http://www.cso.gov.bw)  
**Contact Senior Statistician Health:** DIEMO MOTLAPELE,  
**Email:** [dmotlapele@gov.bw](mailto:dmotlapele@gov.bw)

Statistics Botswana, Private Bag 0024 Botswana  
**Tel:** (267) 367 1300, **Fax:** (267) 393 2201, **Email:** [info@statsbots.org](mailto:info@statsbots.org) **Website:** [www.cso.gov.bw](http://www.cso.gov.bw)

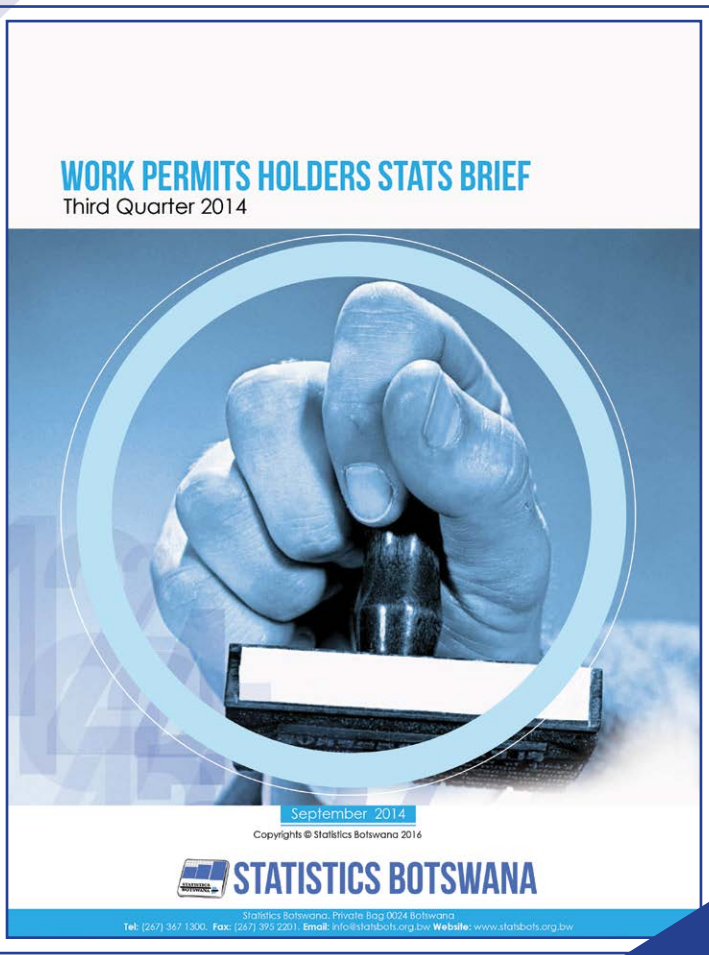
## **BOTSWANA- CAUSES OF MORTALITY 2012**

**Periodicity:** Yearly

**Pages:** 10

**Published:** August 2016

This statistical brief analyzes the causes of mortality among infants and adults over a ten year period covering the years 2003 to 2012. A slight decrease was observed from 2009 to 2012 in all infants, under-five and all ages of mortality levels. Overall inpatient mortality was 5,171 in 2012 which is a significant decrease of 18.6 percent compared to 6,353 deaths in 2011. According to the results there were more male deaths for the selected period compared to female deaths. In addition, infant and under-five mortality show a decrease of 17.9 percent and 21.6 percent respectively for 2011 and 2012.



## **WORK PERMITS HOLDERS stats brief**

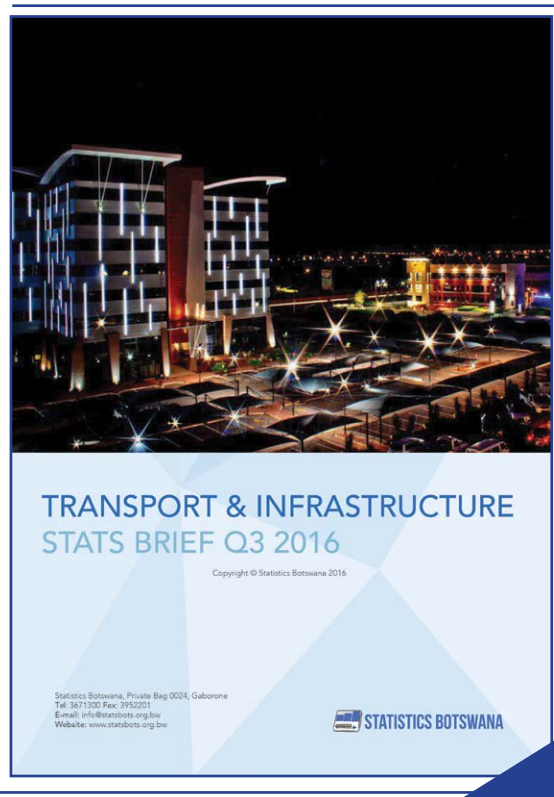
**Periodicity:** Quarterly

**Pages:** 11

**Published:** August 2016

This stats brief presents a summary of the characteristics of expatriates who held valid work permits as at end of March 2014. The total number of work permit holders that were valid as of end of March 2014 was 6,564. Of these 3,843 (58.5 percent) were employees while 2,721 (41.5 percent) were self – employed. Overall, male work permit holders stood at 74.3 percent higher than their female counterparts at (25.7 %) during the reporting period.





## **TRANSPORT & INFRASTRUCTURE STATISTICS stats brief**

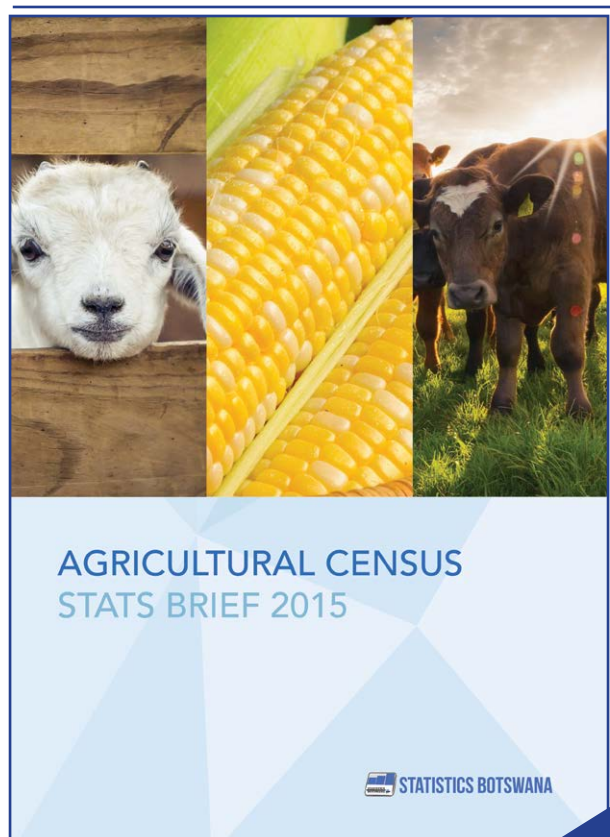
**Periodicity:** Quarterly

**Published:** Quarterly

The Stats Brief presents a summary of the latest Transport and Infrastructure Statistics for 2016. It consists of four sections, which are as follows;

- Air Transport
- Motor Vehicle Registrations
- Railway Transport
- Water Transport

Air transport section covers aircraft and air passenger movements, while the section on Motor Vehicles Registrations contains motor vehicle first registrations and license renewals. Railway Transport section highlights statistics on quantity of goods carried by rail and revenue generated from the conveyance of those goods. Water transport shows movement of vehicles and passengers who use the Pontoon to cross the Zambezi River to and from Zambia, DRC and Angola. The data reported on this quarterly brief is based on calendar year.



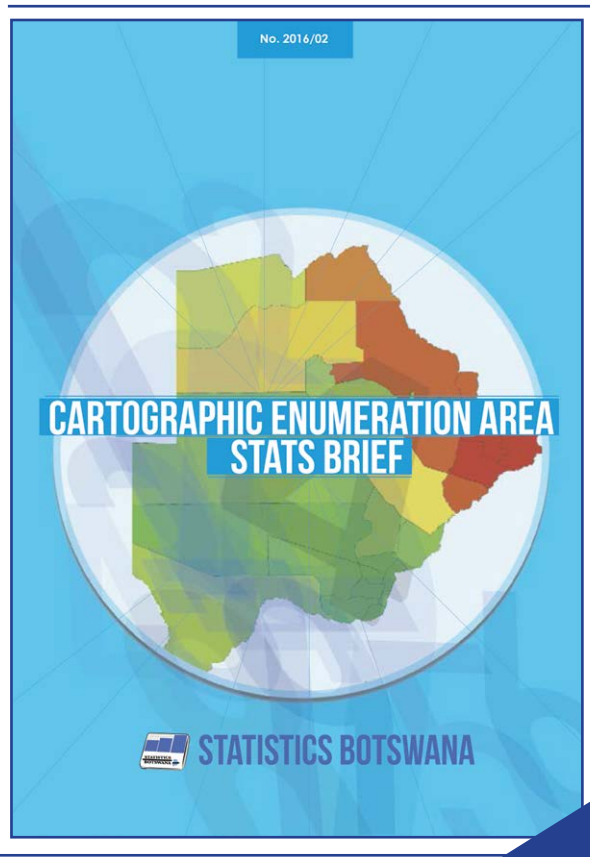
## **2015 AGRICULTURAL CENSUS Stats Brief**

**Periodicity:** Yearly

**Pages:** 12

**Published:** December 2016

This Stats Brief presents preliminary results of the 2015 Agricultural Census. The results are provisional and may be adjusted upon release of the main report after completion of data analysis. The Brief focuses primarily on the main indicators in the agricultural sector, such as livestock population, births and deaths as well as area planted, area harvested and yields by crop type. The 2015 Agricultural Census was conducted by Statistics Botswana in collaboration with the Department of Agricultural Research, Statistics & Policy Development (DARSPD) in the Ministry of Agriculture.



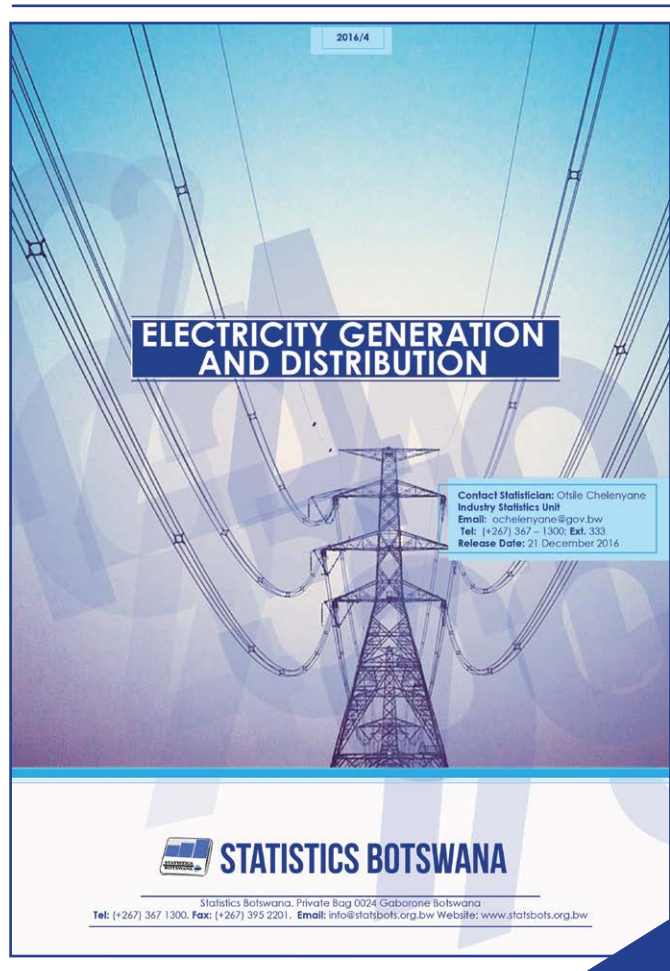
## **CARTOGRAPHIC ENUMERATION AREA Stats Brief: 1991-2011**

**Periodicity:** Yearly

**Pages:** 24

**Published:** November 2016

The cartographic Stats brief presents some useful enumeration areas (EAs) information with respect to all census districts in the Country for the last three (3) Population and Housing censuses. The Brief gives information about the enumeration delineation process, challenges, as well as factors influencing it; number of enumeration areas (EAs) by districts; and their changing patterns from 1991 to 2011. It further presents EAs by census districts in Urban and rural areas; information about EA patterns in towns and cities, major villages, other villages, lands areas, cattle-posts, commercial farms, and other settlements within the census districts.



## **ELECTRICITY GENERATION AND DISTRIBUTION Stats Brief**

**Periodicity:** Quarterly

**Published:** Quarterly

The statistical brief is intended to apprise on Electricity Generation, Importation and Distribution by presenting Monthly, Quarterly and Yearly Volumes as well as Indices for Electricity Generation in Botswana.



## **FORMAL SECTOR EMPLOYMENT SURVEY Stats Brief**

**Periodicity:** Quarterly

**Published:** Quarterly

This Stats Brief presents formal employment figures during the month of September 2016. The brief shows that overall, formal employment increased by 0.4 percent between June and September 2016 with the Central Government recording the highest growth of 0.8 percent. The Private Sector followed with employment growth of 0.7 percent. The increment was mainly spurred by growth in the Construction and Wholesale & Retail sectors, which recorded growth of 1.0 percent and 0.6 percent respectively. On the other hand, the Other Community and Transport and Communication sectors recorded declines in employment of 0.6 percent and 0.2 percent respectively between the quarters. Employee earnings decreased from P5, 701 in June 2016 to P 5,684 between June and September 2016, which was a decrease of 0.3 percent.



## **GROSS DOMESTIC PRODUCT**

**Periodicity:** Quarterly

**Published:** Quarterly

This publication contains other annual national accounts aggregates which includes Compensation of Employees by economic activity, Gross Domestic Product by type of income, Gross National Income, Gross National Disposable Income, Gross Savings, Gross Capital Formation by type of assets and Capital Stock by type of assets.

NO: 2016 / 4

 **STATISTICS BOTSWANA**



## INDICES OF THE PHYSICAL VOLUME OF MINING PRODUCTION

Third Quarter 2016 Stats Brief

Contact Statistician: Lareng T. Kalsara  
Email: [lkalsara@stats.gov.bw](mailto:lkalsara@stats.gov.bw)  
Tel: (267) 367-1326  
Release date: 20 December 2016

Statistics Botswana, Private Bag 0024 Gaborone Botswana  
Tel: (+267) 367 1300. Fax: (+267) 395 2201. Email: [info@statsbots.org.bw](mailto:info@statsbots.org.bw) Website: [www.statsbots.org.bw](http://www.statsbots.org.bw)

### INDICES OF THE PHYSICAL VOLUME OF MINING PRODUCTION Stats Brief

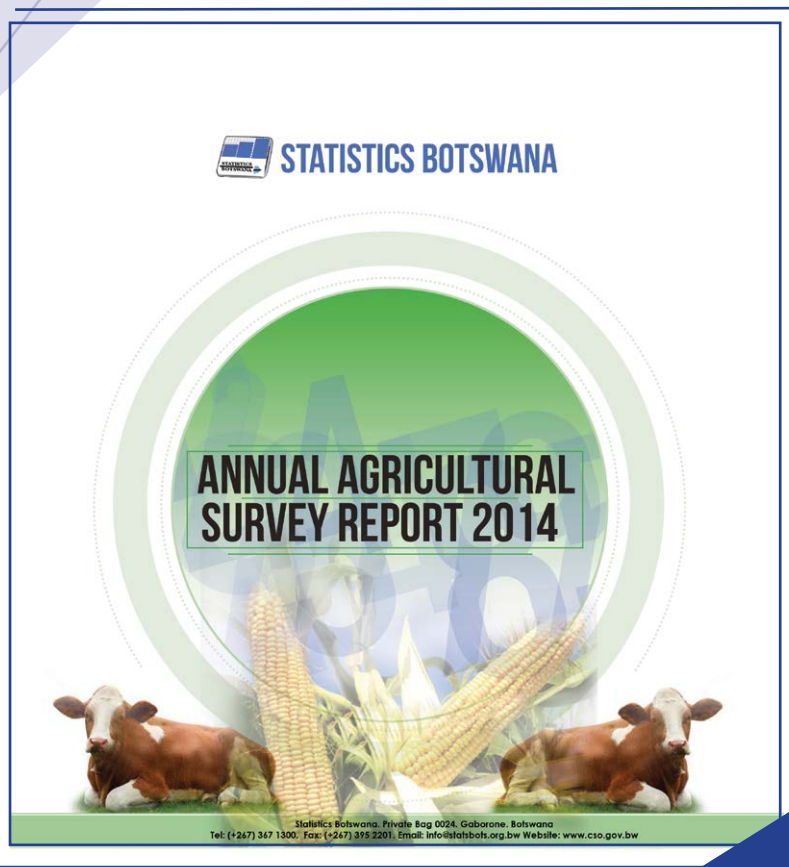
**Periodicity:** Quarterly

**Published:** Quarterly

This statistical release presents quarterly Indices of Mining Production

# Statistical Reports





## **ANNUAL AGRICULTURAL SURVEY REPORT 2014**

**Periodicity:** Yearly

**Pages:** 154

**Published:** July 2016

This report presents the 2014 Annual Agricultural Survey results. The aim of the agricultural surveys is to provide time series data on key production indicators in the livestock and crop sub-sectors for evidence-based decision-making, development planning as well as to monitor and evaluate Government development programmes and projects. The results of the 2014 agricultural survey depict contrasting trends between livestock and crop production within the traditional sector. Livestock production continued to decline in 2014 except for goats, while arable production showed a marked improvement in all the major crops compared to the previous year. The good performance of the crop sector is attributable to the good rains received during the 2014 agricultural season as well as the input subsidies such as fertilizers and hybrid seeds provided by government.



## **VITAL STATISTICS REPORT 2014**

**Periodicity:** Yearly

**Pages:** 52

**Published:** March 2016

The report is intended to provide a quick reference to some basic population indicators as well as the performance of Civil Registration and Vital Statistics (CRVS) in the country. It is organized in three parts, i) Births, ii) Marriages and iii) Deaths. There were a total of 79,540 births registered in 2014. Out of this number around 99 percent were live births and 52.2 percent of the live births were registered timely (within 60 days of occurrence) while the rest were late registrations. Marriages increased drastically from 4,601 in 2011 to 5,214 in 2012 and continued to steadily increase to 5,591 in 2014. The Death Registrations includes all deaths that occurred and were registered in the country during the reference year and deaths that occurred in earlier years that have not previously been registered. A total of 13,564 deaths were registered in 2014.



## **Botswana Household Access & Individual Use of Information & Statistics Botswana Communication Technologies Report-2014**

**Periodicity:** Yearly

**Pages:** 755

**Published:** February 2017

The 2014 ICT household Survey collected information on household access to ICT and individual use of ICTs for the period 2014. The report presents results relating to:

- **Household Access to ICTs**
- **Individual Use of ICTs**
- **Reasons for Individuals Not Using ICTs**



## INFORMATION AND COMMUNICATIONS TECHNOLOGY STATISTICS REPORT 2014


**Periodicity:** Yearly

**Pages:** 49

**Published:** May 2016

This report presents Botswana Information and Communications Technology Statistics for the period 2014. It is aimed at enhancing and assisting the decision-making process within the communications sector relating to operational, sectorial, national or international purposes. It covers statistics relating to Telecommunications, Print Media, Radio, Television, Postal Services. Education statistics and the Information and Communication technology Development Index (IDI). Furthermore, the report presents an overview of patterns of access and use of Information and Communications Technology (ICT) by households and individuals in Botswana for the period 2011 Botswana Population and Housing Census in respect to accessibility with respect to:

- Radio ownership
- Television Ownership
- Fixed Telephone ownership
- Individual cellphone users
- Computer/ Laptop ownership.



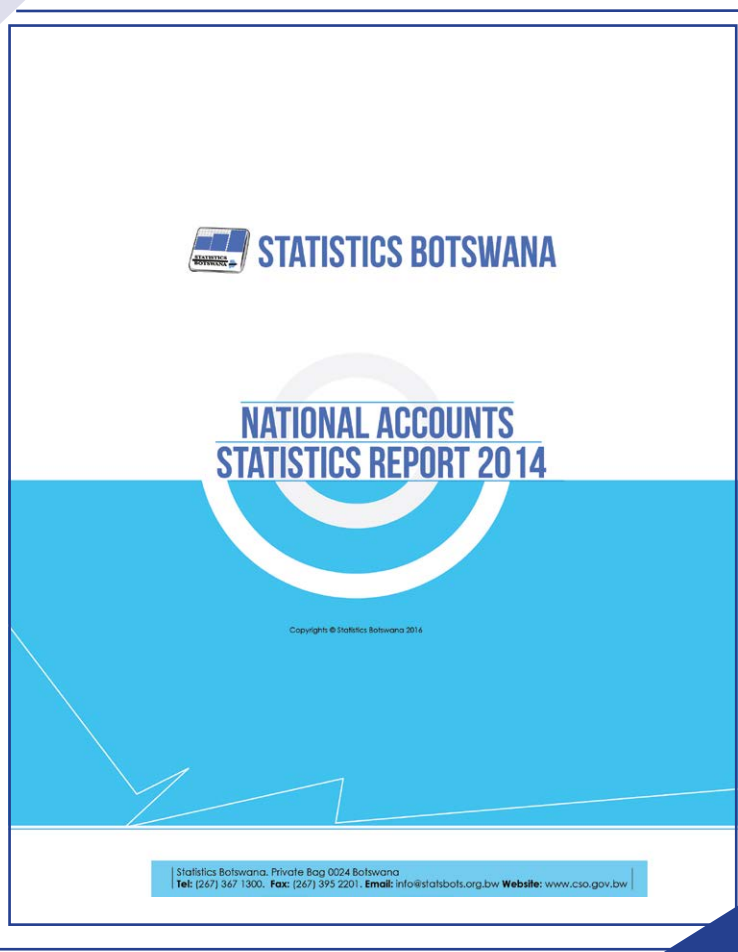
## **TOURISM STATISTICS ANNUAL REPORT 2015**

**Periodicity:** Yearly

**Pages:** 147

**Published:** December 2016

The report gives Arrivals and Departures statistics on both visitors and non-visitors during 2015. The country received a total of 1, 660, 202 visitors in 2015, comprising 8.0 percent same-day visitors (132, 588) and 92.0 percent tourists (overnight visitors) (1, 527, 614). Most visitors came from Zimbabwe and South Africa, the two countries respectively contributed 40.4 percent (670, 427) and 33.1 percent (549, 492) of total visitors during the year.



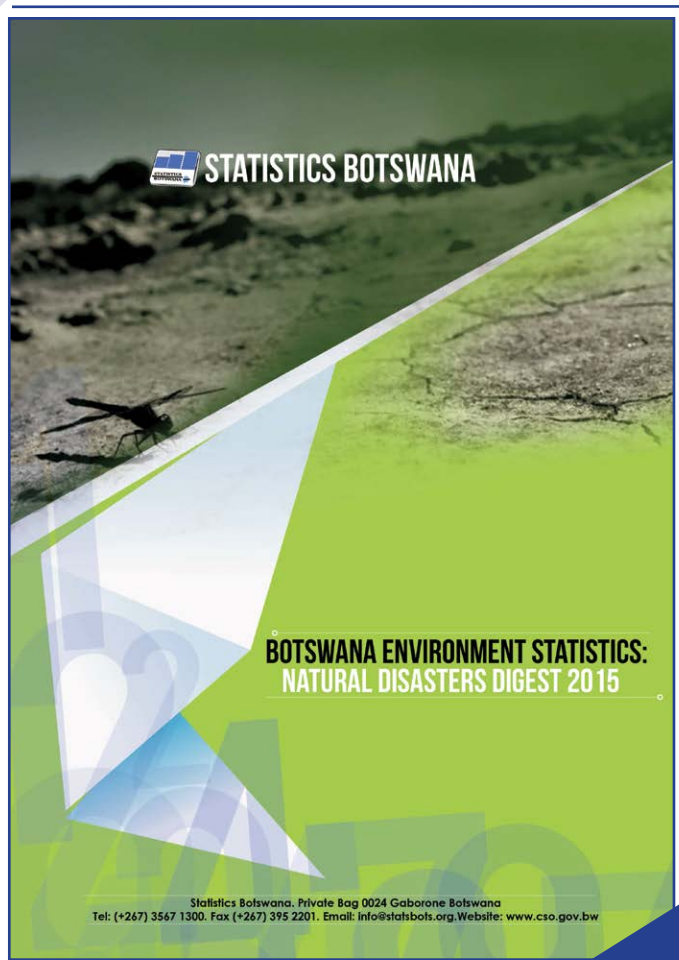
## **NATIONAL ACCOUNTS STATISTICS REPORT 2014**

**Periodicity:** Yearly

**Pages:** 107

**Published:** June 2016

This publication contains Gross Domestic Product (GDP) by economic activity and components of final demand at current and constant prices for the years of 1994 to 2014. The estimated GDP at current prices increased to P142, 466.1 million in 2014 compared to a revised level of P124, 310.7 million in 2013, recording an increase of 14.6 percent.



## **BOTSWANA ENVIRONMENT STATISTICS: STATISTICS BOTSWANA NATURAL DISASTERS DIGEST 2015**

**Periodicity:** Yearly

**Pages:** 53

**Published:** May 2016

The purpose of the Botswana Environment Statistics: Natural Disasters Digest 2015 is to provide reliable statistics and trends analysis on natural disasters, with particular reference to incidences, impacts and responses to floods, droughts and veldt fires. The report is divided into five main sub-sections; i) Climate Variability Situation in Botswana; ii) Floods Impacts and Responses; iii) Drought Impacts and Responses; iv) Veldt Fires Impacts and Responses; and v) Policy Framework and Disaster Risk Reduction Efforts.





## **VITAL STATISTICS REPORT 2013**

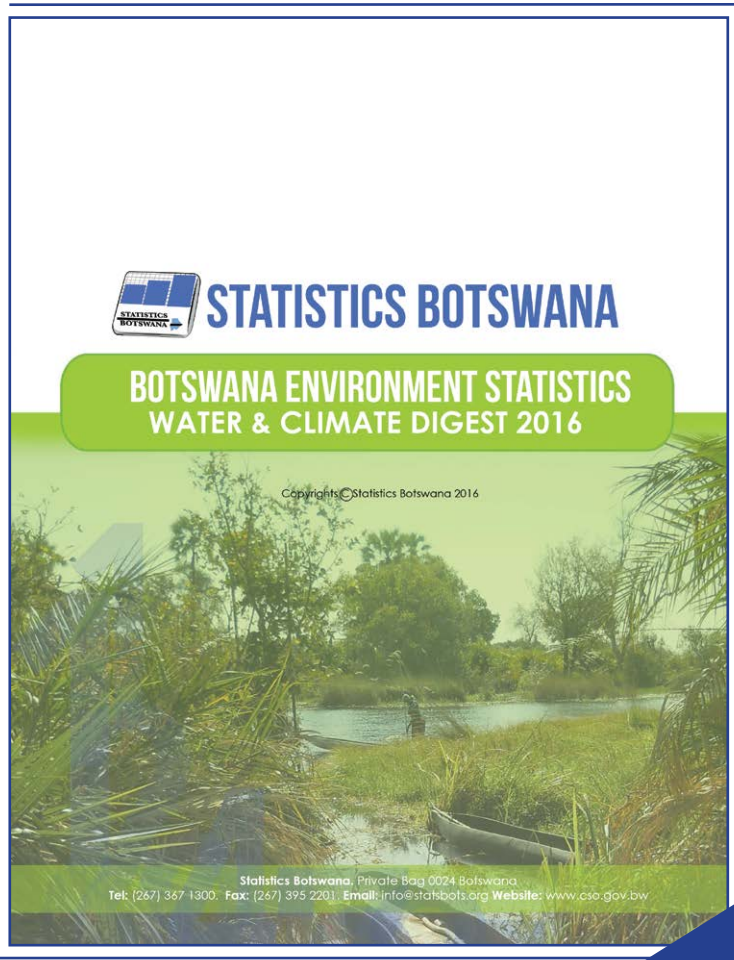
**Periodicity:** Yearly

**Pages:** 60

**Published:** May 2016

Births and deaths analyzed in this report are events that occurred both in 2013 and prior to 2013 and were registered in 2013. However, the data for marriage covers only marriages that occurred and were registered in 2013. The total number of births that were registered in 2013 is 69 809. This number comprises of live births and still births that occurred during or prior to 2013 and registered in 2013. Out of this number around 65.0 percent were births that occurred and were registered in 2013, which for purposes of this analysis will be referred to as current births, and most part of the report will be based on these current births. From 2011 the number of marriages registered began to steadily increase from 4,601 to 5,333 in 2013. There were 6,301 male deaths compared to 5,666 female deaths that occurred and were registered in 2013 resulting in a sex ratio of 111.2 male deaths for every 100 female deaths.





## **BOTSWANA ENVIRONMENT STATISTICS WATER & CLIMATE DIGEST 2016**

**Periodicity:** Yearly

**Pages:** 36

**Published:** May 2016

This report looks at water and climate statistics, based on the indicators of dam levels, water production and billed water consumption, rainfall, temperatures, wind speed and wind direction. The report focuses mainly on the period from April to September 2015.



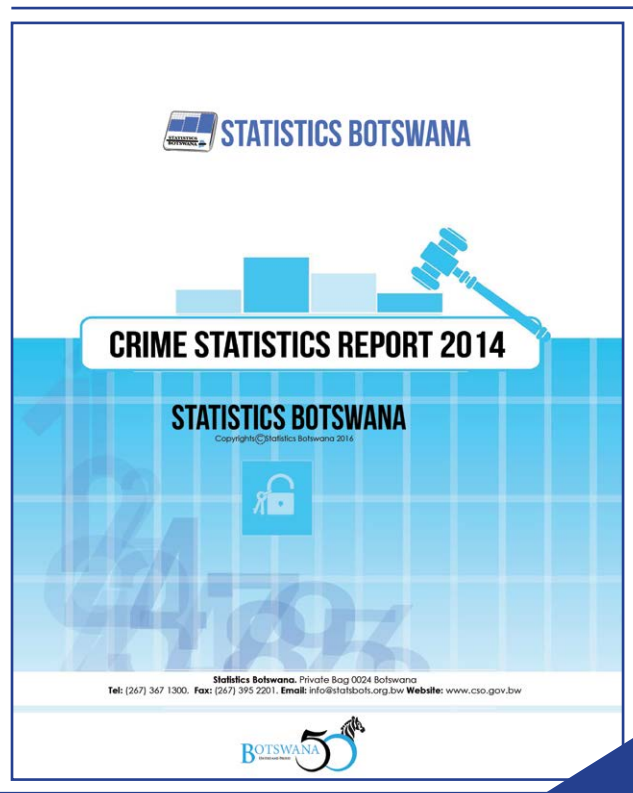
## **SELECTED STATISTICAL INDICATORS 1966-2016**

**Periodicity:** Yearly

**Pages:** 82

**Published:** September 2016

Statistics Botswana embarked on the production of this special publication on “Selected Statistical Indicators: 1966 – 2016” as part and contribution to Botswana’s 50th anniversary of independence celebrations. The publication summaries all sectors from the year 1966-2016.



## **CRIME STATISTICS REPORT 2014**

**Periodicity:** Yearly

**Pages:** 38

**Published:** May 2016

This report provides findings of the 2014 decided criminal cases from all Magistrates Courts in Botswana. The results show that there were 7,680 decided cases in 2014. The highest proportion (9.8 percent) of cases was decided in October, this was followed by 9.6 percent cases disposed of in March. Other months with significant percent of decided cases were; August 8.8 percent, followed closely by November with 8.6 percent. The lowest proportion was recorded in April with 7.1 per cent .On average, around 8.0 percent of cases were decided or disposed of on a monthly basis. The Francistown Magistrate court recorded the highest number of accused with cases disposed of followed by the Extension II Magistrate court at 17.4 percent and 14.1 percent respectively. The results show that all magistrates' courts located in towns and cities except for Jwaneng recorded high percentage of decided cases, with each recording more than 5.0 percent of cases deposited of.



Private Bag 0024 Gaborone Botswana  
**Tel:** (+267) 367 1300 **Fax:** (+267) 395 2201.

**Email:** [info@statsbots.org.bw](mailto:info@statsbots.org.bw)  
**Website:** [www.statsbots.org.bw](http://www.statsbots.org.bw)