

Crime Statistics Report 2018

Private Bag 0024
Gaborone
Tel: 3671300
Fax: 3952201
Toll Free: 0800 600 200

Private Bag F193,
City of Francistown
Botswana
Tel. 241 5848,
Fax. 241 7540

Private Bag 32
Ghanzi
Tel: 371 5723
Fax: 659 7506

Private Bag 47
Maun
Tel: 371 5716
Fax: 686 4327

E-mail: info@statsbots.org.bw
Website: <http://www.statsbots.org.bw>



STATISTICS BOTSWANA

Crime Statistics Report 2018

CRIME STATISTICS REPORT 2018

Published by

Statistics Botswana

Private Bag 0024, Gaborone

Website: www.statsbots.org.bw

E-mail: info@statsbots.org.bw

Contact: Crime, Civil and Vital Unit
Census and Demography Division

Tel: (267)3671300

(267)3718148

Fax: (267) 3952201

ISBN: 978 99968-479-1-2 (e-book)

Preface

This is the tenth issue on Crime statistics, focusing on court case statistics, produced by the Crime and Vital Statistics unit of Statistics Botswana. Currently The report provides statistics only on criminal cases lodged with and decided at magistrates' courts across the country in the year 2018. The statistics are based on administrative records held by the Administration of Justice (AOJ) and describe the characteristics of defendants, including information on the offences, case outcomes and sentences associated with those defendants. Selected time series data are also included where available.

The analysis is only focused on decided criminal cases and excludes other cases such as civil and matrimonial cases and all pending cases. The crime classification used in the analysis of the data was adopted from the Irish Crime classification and adapted for the Botswana situation.

This Report has an introductory background followed by discussion of findings, conclusion, and tables and crime classification schedule appended at the end.

I would like to acknowledge and appreciate the contributions of the Ministry of Defence Justice and Security for providing data for the production of this report.



.....
Dr B. Mguni
Statistician General
January 2020

Table Contents

Preface.....	4
Introduction.....	7
Coverage.....	7
Challenges.....	7
2.0 Discussion of Findings.....	8
2.1 Decided Cases by Months.....	8
2.1 Trend of total accused, 2014-2018.....	8
2.3 Accused by Sex and Age.....	9
2.4 Decided Cases by Magistrate Courts.....	10
2.5 Offences Committed.....	11
2.6 Accused by Age.....	13
Table 1: Percentage Distribution of Offences within Age Group of Accused, 2018.....	14
2.7 Plea.....	18
Table 2a: Total number of offences by Plea and Verdict-2018.....	15
Table 2b: Total number of offences by Plea and Age-group-2018.....	15
2.8 Verdicts.....	15
2.9 Sentences.....	16
2.10 Length of time elapsed.....	17
Conclusion.....	17
Appendix A.....	18
Table A1: Percentage Distribution of Decided Cases by Magisterial Courts, 2018.....	18
Table A2: Total Number of decided cases by Magistrate Courts 2009-2016.....	19
Table A3: Number of Decided cases by magisterial court and Month of Judgement-2018.....	20
Table A4: Number of Accused by Magisterial Court, Sex and Age, 2018.....	21
Table A4: Number of Accused by Magisterial Court, Sex and Age, 2018(cont'd).....	22
Table A4: Number of Accused by Magisterial Court, Sex and Age, 2018(cont'd).....	22
Table A5: Total number of Offences by Magisterial Court and Sex of Accused-2018.....	24
Table A5: Total number of Offences by Magisterial Court and Sex of Accused-2018(cont'd).....	25
Table A5: Total number of Offences by Magisterial Court and Sex of Accused-2018(cont'd).....	26
Table A5: Total number of Offences by Magisterial Court and Sex of Accused-2018(cont'd).....	27
Table A 6: Total number of offences by Age and Sex of Accused, 2018.....	28
Table A 6: Total number of offences by Age and Sex of Accused, 2018 (cont'd).....	29
Table A 6: Total number of offences by Age and Sex of Accused, 2018 (cont'd).....	30
Table A 6: Total number of offences by Age and Sex of Accused, 2018 (cont'd).....	31
Table A7: Number of Offences (main) by Verdict and Sex of Accused, 2018.....	32
Table A7: Number of Offences (principal) by Verdict and Sex of Accused, 2018(cont'd).....	33
Table A7: Number of Offences (principal) by Verdict and Sex of Accused, 2018(cont'd).....	34
Table A7: Number of Offences by Verdict and Sex of Accused, 2018(cont'd).....	35
Table A8: Percentage Distribution of accused by Offence and Verdict-2018.....	36

Table A9: Total number of cases by age group of accused and type of plea-2018.....	37
Table A10: Percentage Distribution of accused by Verdict and Plea-2018.....	38
Table A11: Total number of cases by verdict and length of time elapsed from initial filing to final decision-2018.....	39
Table A12: Cases disposed by offence and elapsed time from initial filing to final Decision-2018.....	39
Appendix B.....	40

Introduction

Statistics Botswana produces this report on an annual basis through the usage of secondary data from Case Information management System (CIMS) of the Administration of Justice (AOJ). This report highlights decided cases attended to by Magistrates and High courts in the year 2018. The analysis is only focused on decided criminal cases and excludes other cases such as civil and matrimonial cases and all pending cases.

Statistics Botswana receives data from the High Court in electronic format then edits, categorises offences according to the adopted Crime Classifications and produces yearly reports on court case statistics. Magisterial Courts are categorized into two regions as follows:

- 1. The Southern region which comprises of the Broadhurst Magisterial Court, Village, Extension II, Ramotswa, Lobatse, Jwaneng, Mochudi, Kanye, Molepolole, Hukuntsi, Tsabong, and Gantsi Magisterial Courts.**
- 2. The Northern region which includes the Francistown Magisterial Court, Selibe- Phikwe, Bobonong, Mahalapye, Serowe, Palapye, Letlhakane, Masunga, Maun, Gumare and Kasane Magisterial Courts.**

For purpose of analysis, offences have been classified into the broad categories of: homicide, sexual, threat to murder, dangerous or negligent acts, kidnapping, robbery, burglary, theft and related offences, fraud, controlled drugs, weapons and explosives, damage to property, public order and other social code, road and traffic, offences against government and justice procedures and the offences not elsewhere classified category. These broad classifications were adopted from the Irish Crime Classification and adapted to Botswana criminal offences scenario.

For most of the tables the Principal Offence Rule was applied. For accused that had more than one (1) offences against them, the one that received the stringent penalty or sentence was taken as the principal offence. Also to have a clear picture of offences committed, in some tables instead of the principal offence, at most four (4) offences committed by the accused were used. In such cases the number of accused is likely to be less than the number of offences committed. The principal offence rule states that if a person commits more than one offence simultaneously, s/he is recorded only for the most serious offence and in that case the number of accused will always be equal to the number of offences committed.

The report provides a profile of the characteristics of the defendants, and data about the offences which they have been charged with, their guilt or innocence, and sentence outcomes for those proven guilty.

It should however be noted that not all decided cases were initially filed in 2018, but some have been brought forward from previous years and concluded or decided in the year 2018. Also not all cases registered in 2018 were disposed of in the same year.

Coverage

Statistics Botswana (SB) analyses secondary data on criminal cases from all magisterial and high courts in Botswana. The data is collected by the Administration of Justice Department (AOJ) through the Case Information Management System (CIMS). All Courts in the country are connected to the system that is housed at the Gaborone High Court and information on cases is entered directly into the system in real time. The data needed for statistical purposes is then extracted and given to SB in electronic format for analysis.

Challenges

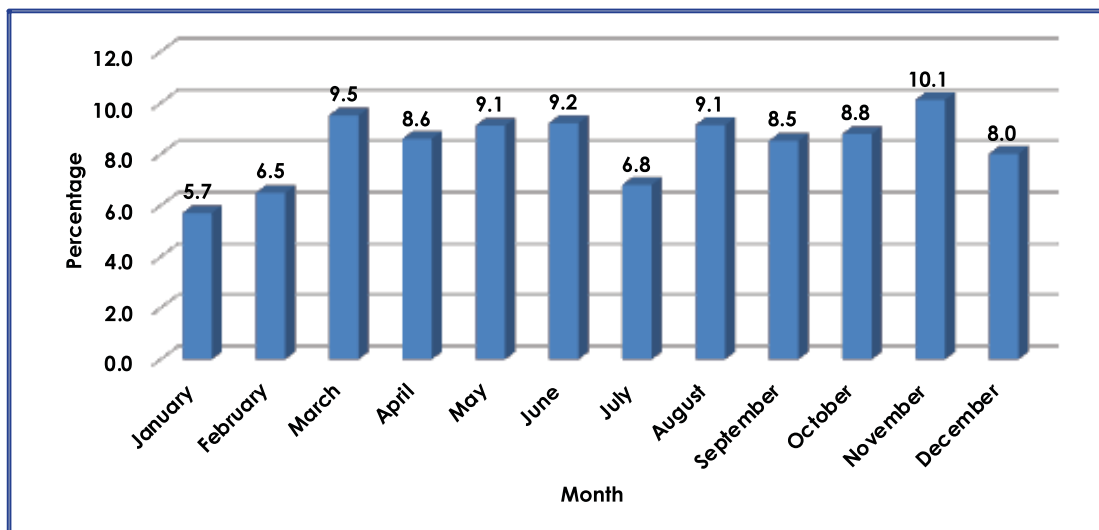
Since the information in the system is meant largely for administrative purposes, some variables, crucial for statistical purposes, such as sex and age of the accused, date of initial filing, date of judgement and other variables are at times omitted. In some cases offences and verdicts are not consistently entered into the system, cases which have verdicts and sentences passed still carried a pending or initial filing status and many other inconsistencies. This led to a lengthened and cumbersome process of data cleaning, classification and coding.

2.0 Discussion of Findings

2.1 Decided Cases by Months

The results show that there were 8,262 decided cases in 2018 (**Table 1a**), compared to 6,830 cases observed in 2017, a 17.3 percent increase. It is noteworthy that all cases had their month of disposal captured as there are no cases with unstated month for 2018. **Chart 1** below shows that the highest cases were disposed of in November 2018 (10.1 percent cases), whilst January recorded the least number of disposed cases with 5.7 percent. January has a trend of always having a low record of disposal percentage, in 2016 there were 4.9 percent cases recorded, compared to the least of 4.9 percent in January 2017. Generally, on average the data reveals mostly around 9 percent of cases disposed per month (**Chart 1**).

Chart 1: Percentage Distribution of Decided Criminal Cases by Month, 2018

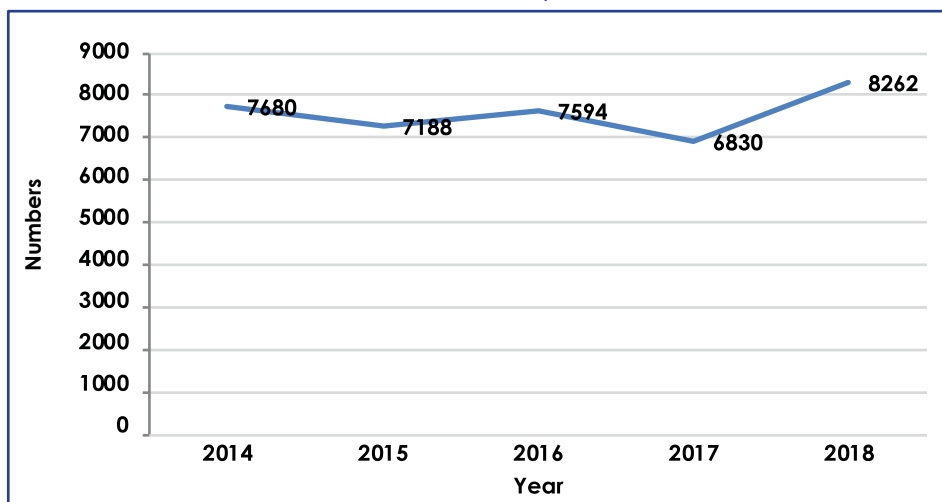


Although there is no clear trend observed, it should be noted that the lowest disposal of cases is experienced in January and February. This may be associated with end of year closure of court activities, i.e. the period in which most magistrates go on vacation.

2.2 Trend of total accused, 2014-2018

The trend distribution of decided cases from 2014 to 2018 is shown in **chart 2** below. It shows that cases which were decided from 2014 to 2018 are unpredictable with an increase from 2017 cases of 6830 to 8262 cases in 2018. There was a gradual increase from 7,688 in 2014 to 8262 in 2018 with a slight drop to 6,830 in 2017.

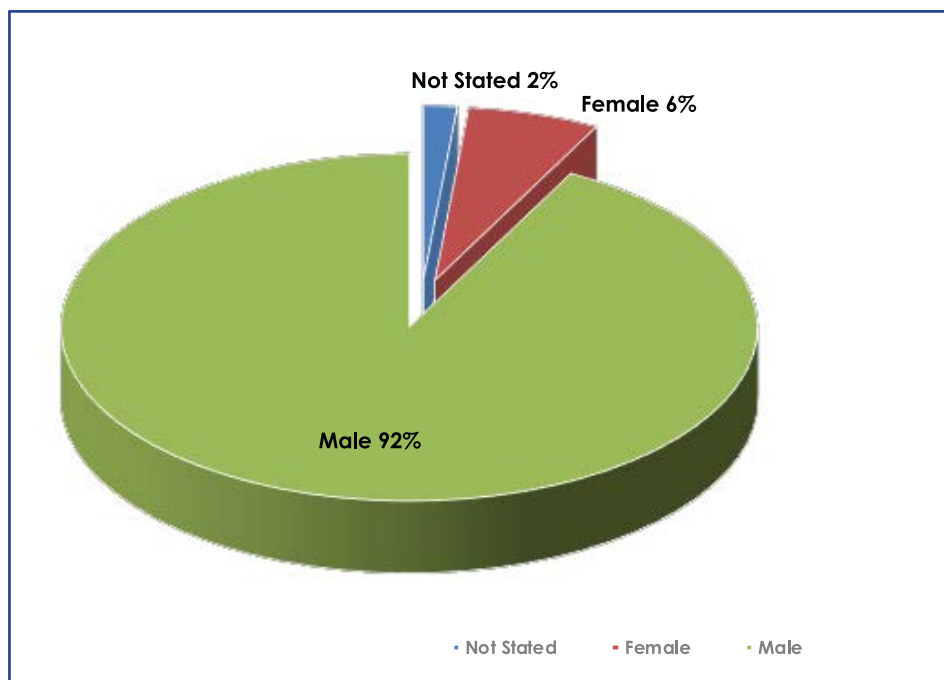
Chart 2: Decided Cases, 2014 – 2018



2.3 Accused by Sex and Age

Chart 3 shows that female participation in criminal activities was low when compared to their male counterparts. Overall, males constituted 92.0 percent of the accused while females constituted only 6.0 percent. The remaining 2.0 percent of the accused persons did not have their sex stated.

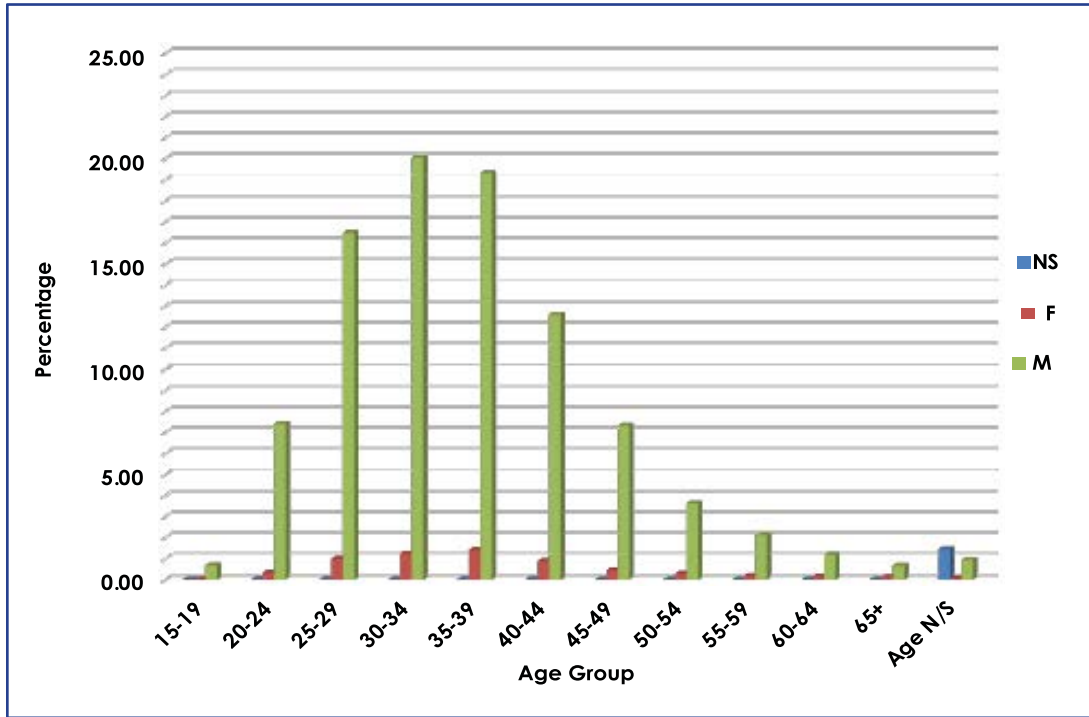
Chart 3: Percentage Distribution of Accused by Sex, 2018



High numbers of accused were recorded for age groups 25-29, to age group 35-39, with a peak at age group 30-34 for males and age group 35-39 for females. The year 2018 recorded 20.1 percent accused males aged 30-34 compared to 20.6 males (of same age group) recorded in 2017. Accused male aged 35-39 were 19.3 percent compared to 18.1 percent observed in 2017. The same age groups for females show high percentages of accused persons compared to other female age groups (**chart 4**). The findings show that the number of females accused is high at age group 35-39 with 1.4 percent. Females aged 25-29 and 35-39 recorded around 1.0 and 1.2 percent of the accused respectively. About 1.0 percent of the accused were males whose age was not specified as compared to 0.07 percent of their female counterparts and roughly 1.5 percent of the accused had neither their gender nor age stated.

The results show that crime is mostly prevalent at younger ages and decreases as age increase for both sexes. This trend follows the same pattern observed in earlier years for both age and sex.

Chart 4: Percentage Distribution of accused by Sex and Age Group-2018

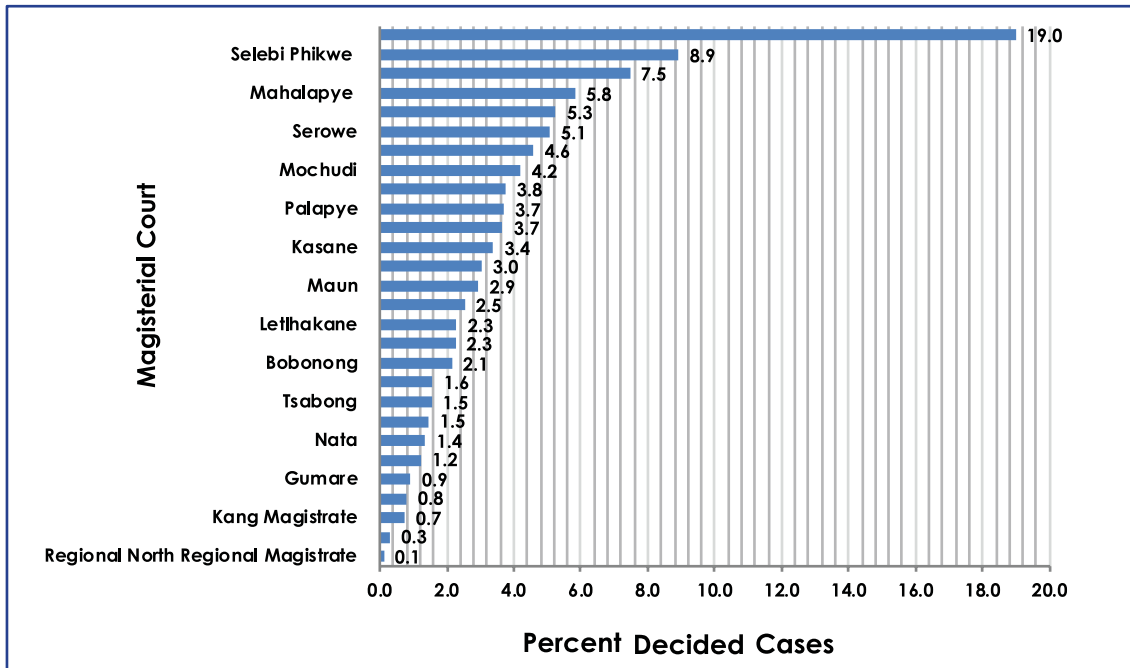


2.4 Decided Cases by Magistrate Courts

The year 2018 saw a similar trend to those of previous years, where Extension II Margistrate Court, Selebe-Phikwe and Francistown had the highest number of cases disposals. Extension II disposed of (19.0 percent) of overall cases compared to 15.2 percent cases it disposed in 2017 resulting in an increase of 20.0 percentage change over the period. It was followed by the Selebi-Phikwe Magistrate court with 8.9 percent and closely followed by Francistown Magistrate court which disposed 7.5 cases. Regional South and Regional North recorded the lowest percentages at 0.3 and 0.1 respectively.

The results show that of all the decided cases across the country, magistrates' courts located in towns and cities recorded higher proportions of decided cases, with each recording more than 5.0 percent of cases disposed. Notable exception was Jwaneng with 1.6 percentage. Among the villages, the Serowe magistrate court proved to have the highest proportion of closed cases with 5.1 percent followed by the Mochudi Magistrate court with 4.2 percent, a slight difference of 0.9 percentage points.

Chart 5: Percentage Decided Cases by Magisterial Courts, 2018

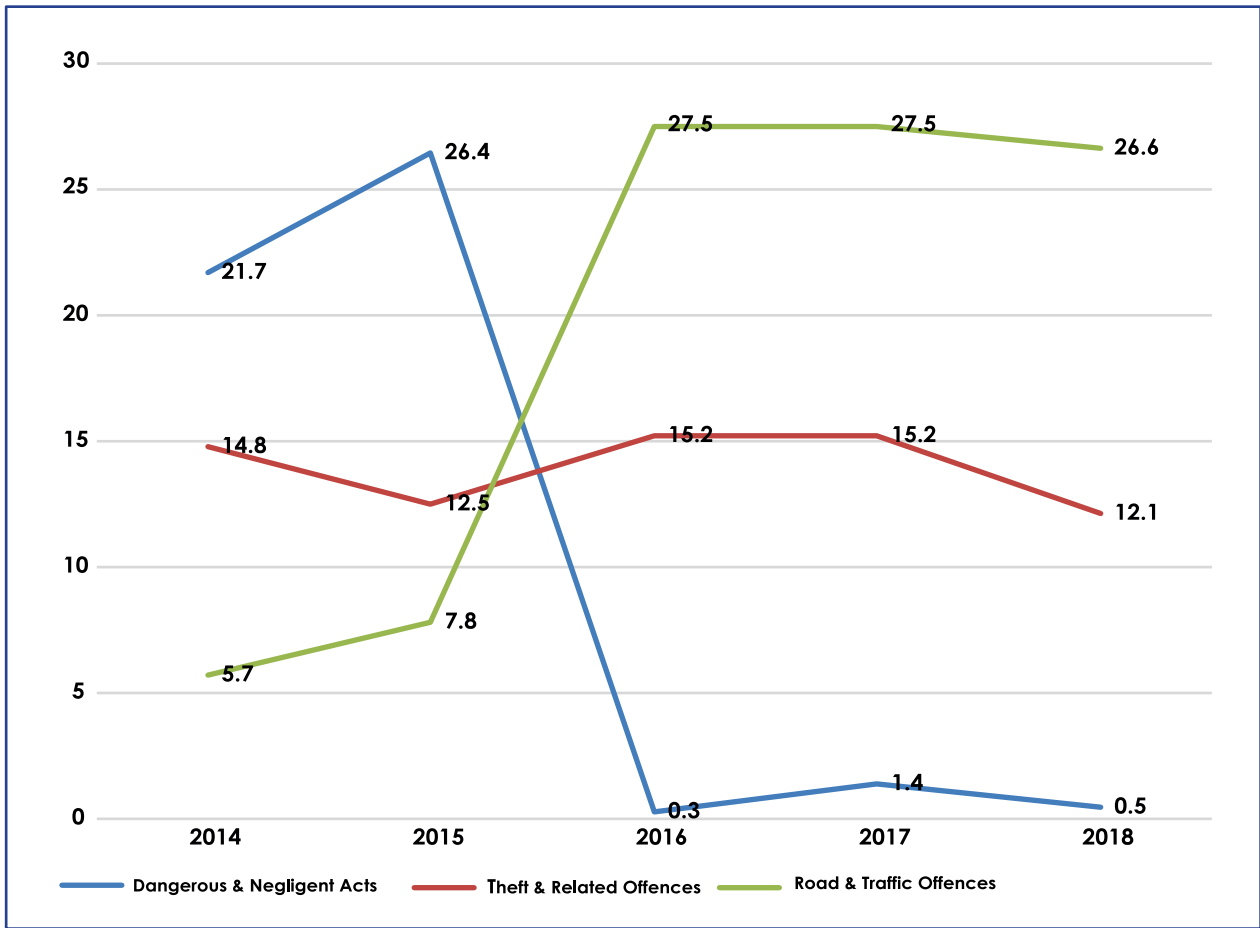


2.5 Offences Committed

At most four of the offences committed by an accused were analysed in this report. The findings of the report shows that the total number of offences recorded from the decided cases in 2018 stands at 12,021 compared to 10,540 recorded in 2017 (see [Tables A6](#)).

Chart 6i below shows that Road traffic offences was the most common offence committed accounting for 26.6 percent, a 2.6 percentage point decrease from same offence in 2017. This offence involves but not limited to driving without a driver's licence, failure to obey road signs, overloading of passengers. The second most common offence was offences against Government, justice procedures and organisation of crime (17.8 percent), followed by Offences not elsewhere classified (14.1 percent). The chart below (**Chart 6i**) shows the trend distribution of some offences over the period of 5 years. It is revealed that Road Traffic offences have been increasing over the period, with a sharp increase between 2015 and 2016, from 5.7 (in 2015) to 27.5 in 2016. Whilst Dangerous and negligent Acts have been decreasing over the same period with a significant increase of 26.1 percentage points between 2015 and 2016.

Chart 6i: Percentage Distribution of Offences Committed, 2018

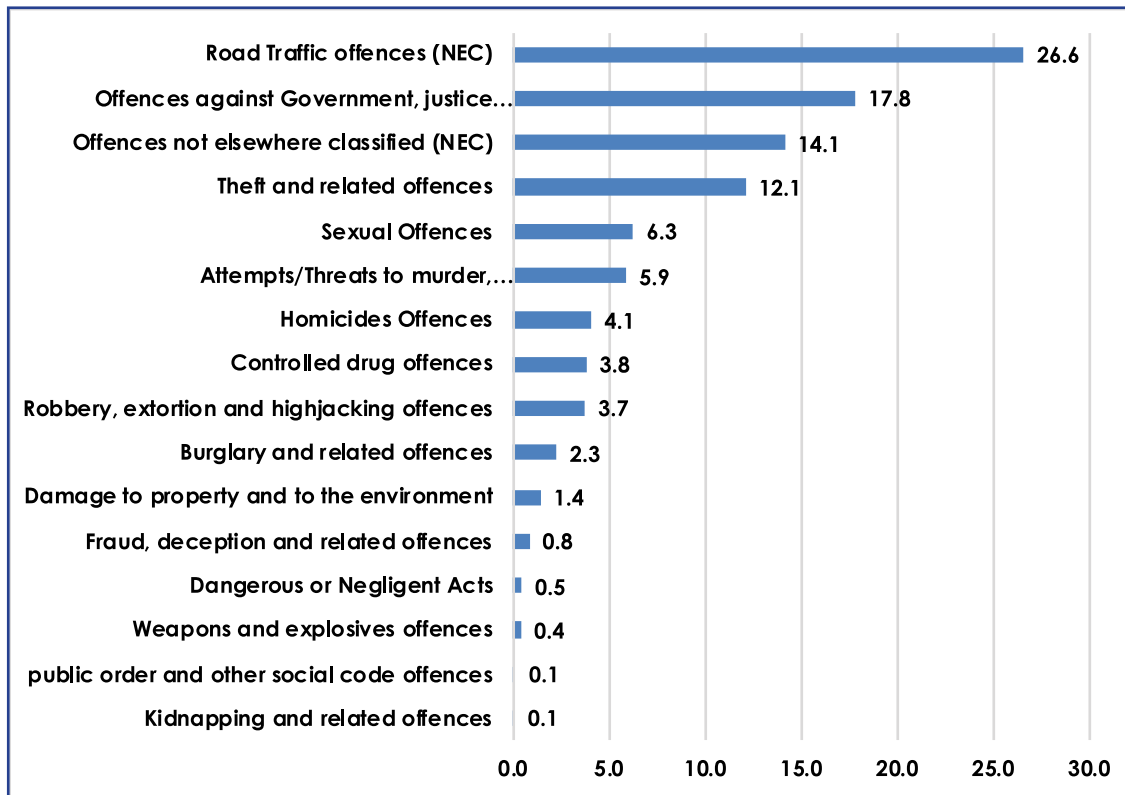


There were a few cases recorded involving kidnapping and related offences (0.1 percent), which were at par with Public order and other social code offences.

Sexual offences and homicide or murder offences accounted for 6.3 and 5.9 percent of all decided cases respectively. It should however be noted that although closed at magistrates courts all homicide cases are committed to the High Court for trial and final judgement.

The results show that out of the 12,105 offences committed, 11,214 offences were committed by males and 7,13 by females and 178 offences were committed by persons whose sex was not stated.

Chart 6: Percentage Distribution of Offences Committed, 2018



2.6 Accused by Age

Chart 7 shows percentage distribution of offences by age of accused persons. The distribution reveals that youth were leading in different types of crimes with the age group 30-34 leading at 21.3 percent of total offences recorded. The age groups which recorded the least number of offences were 15-19 (0.7 percent) followed by 65+ with 0.8 percent. The number of accused gradually declines from age group 44-45 downwards. This trend reveals that offences are committed by those who are still active and incidence decreases as people age.

Chart 7: Percentage Distribution of Accused by Age, 2018

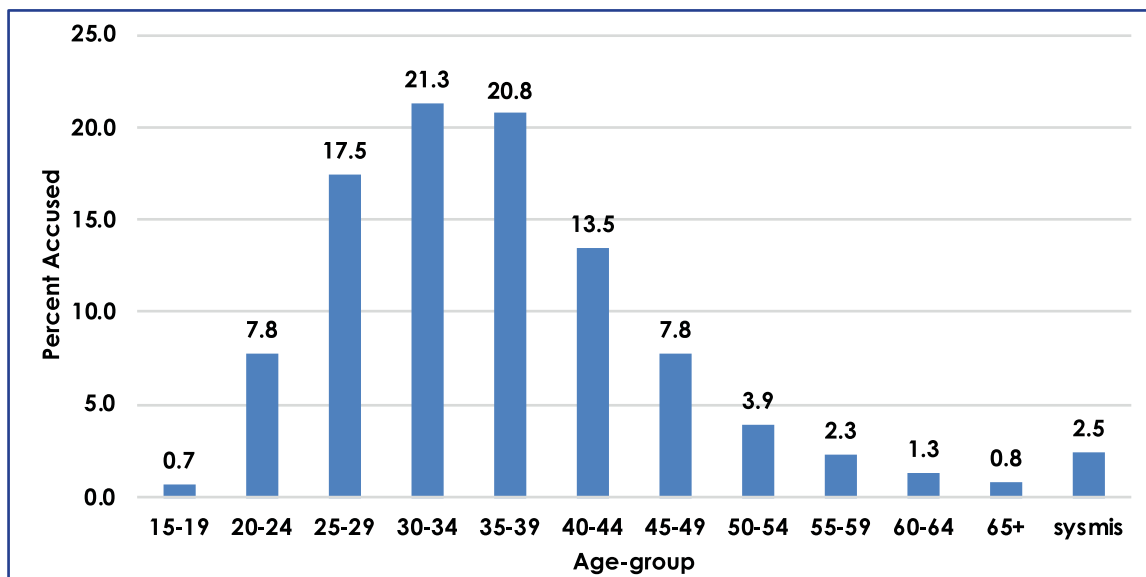


Table 1b shows that the accused that appeared for hearing for murder (homicide) were concentrated within age groups 20-24 up to 35-39 with age groups 25-29 and 30-34 leading with 21.1 percent. This was followed closely by age group 35-39 with 15.6 percent of all the murder cases. Age group 15-19 recorded the least percentage of Homicide (1.5 percent) in the year 2018.

It is evident that most offences occur mostly among age groups 20-24 up to 40-44. The age group 15-19 and 65+ shows the lowest percentage, below 1.0 percent. This might be to the fact that most crimes are done by active bodies.

Table 1: Percentage Distribution of Offences within Age Group of Accused, 2018

Criminal Offences	15-19	20-24	25-29	30-34	35-39	40-44	45-49	50-54	55-59	60-64	65+	systemis	Total
Homicides Offences	1,2	11,7	21,1	21,1	15,6	12,4	7,9	3,3	1,9	1,4	1,9	0,5	100,0
Sexual Offences	1,2	18,9	27,5	22,7	13,7	7,2	4,9	1,4	0,6	0,5	0,5	0,9	100,0
Attempts/Threats to murder, assaults, harassments and related offences	0,1	8,9	20,9	20,2	19,5	15,0	6,3	3,3	2,5	0,7	1,0	1,5	100,0
Dangerous or Negligent Acts	0,0	2,8	18,9	22,2	23,6	11,8	9,0	6,1	2,8	1,9	0,5	0,5	100,0
Kidnapping and related offences	0,0	0,0	12,5	37,5	25,0	12,5	0,0	12,5	0,0	0,0	0,0	0,0	100,0
Robbery, extortion and highjacking offences	4,3	16,8	33,3	20,9	13,6	5,7	1,8	1,0	0,2	0,0	0,0	2,3	100,0
Burglary and related offences	1,2	12,0	27,3	32,6	16,5	4,1	1,7	1,7	0,0	0,8	0,4	1,7	100,0
Theft and related offences	2,3	15,2	21,3	21,0	18,5	8,9	5,5	2,0	1,0	0,7	0,2	3,4	100,0
Fraud, deception and related offences	0,0	0,0	9,1	17,0	19,3	15,9	15,9	6,8	5,7	2,3	0,0	8,0	100,0
Controlled drug offences	0,5	6,0	22,3	21,3	21,1	10,5	4,8	3,5	2,5	2,3	1,0	4,3	100,0
Weapons and explosives offences	0,0	2,5	19,8	21,0	12,3	12,3	14,8	7,4	2,5	2,5	1,2	3,7	100,0
Damage to property and to the environment	0,0	12,6	28,3	17,3	20,9	12,0	4,2	1,6	0,5	2,1	0,0	0,5	100,0
public order and other social code offences	0,0	0,0	16,7	5,6	11,1	33,3	5,6	5,6	0,0	11,1	0,0	11,1	100,0
Road Traffic offences (NEC)	0,0	3,5	16,7	24,0	23,7	14,0	8,5	4,0	2,3	0,9	0,5	1,9	100,0
Offences against Government, justice procedures and organisation of crime	0,1	1,2	6,9	17,3	24,0	20,5	12,5	7,6	4,4	2,2	0,8	2,5	100,0
Offences not elsewhere classified (NEC)	1,0	9,0	19,0	21,9	20,6	12,3	6,2	2,9	1,8	1,3	1,3	2,7	100,0
Total	0,8	7,6	20,1	21,5	18,7	13,0	6,8	4,4	1,8	1,9	0,6	2,8	100,0

2.7 Plea

Table 2a below shows percentage distribution of pleas by verdict, the data reveals that about 41 percent (4,197) of all the accused pleaded not guilty, out of them 17.3 percent were withdrawn, and 9.0 percent were found to be guilty and were fined/sentenced. The data reveals that 27.9 percent of accused pleaded guilty, but out of these 20.5 percent were guilty and fined whilst 3.0 percent were withdrawn. The accused who remained silent i.e reserved were 17.8 percent, out of them 9.9 were withdrawn whilst 0.9 percent were acquitted and discharged. The total number of accused who pleaded guilty and were indeed found guilty was 27.9 percent. Reserved their plea was 17.8 percent, out of this number, 9.9 percent were withdrawn.

Table 2a: Total Number of Offences by Plea and Verdict-2018

Verdict	N/S	Guilty	Not applicable	Not Guilty	Not yet taken	Reserved	Total
N/S	1,7	2,9	0,1	6,7	1,8	4,0	17,2
Acquitted & Discharged	0,0	0,9	0,1	6,3	0,6	1,7	9,6
Case referred to Regional Mag	0,0	0,0	0,0	0,0	0,0	0,0	0,0
Cautioned	0,0	0,2	0,0	0,0	0,0	0,0	0,3
Committed to High Court	0,0	0,0	0,0	0,1	0,0	1,2	1,4
Convicted/ Sentencing Postpone	0,0	0,0	0,0	0,0	0,0	0,0	0,1
Dismissed for want of prosecut	0,0	0,3	0,0	1,7	0,3	0,6	2,9
Guilty and Sentenced / fined	0,2	20,5	0,0	9,0	0,6	0,6	30,9
Not Guilty	0,0	0,0	0,0	0,1	0,0	0,0	0,1
Stay of proceedings	0,0	0,0	0,0	0,0	0,0	0,0	0,0
Withdrawn	0,3	3,0	0,6	17,3	6,6	9,9	37,6
Total	2,2	27,9	0,8	41,3	10,0	17,8	100,0

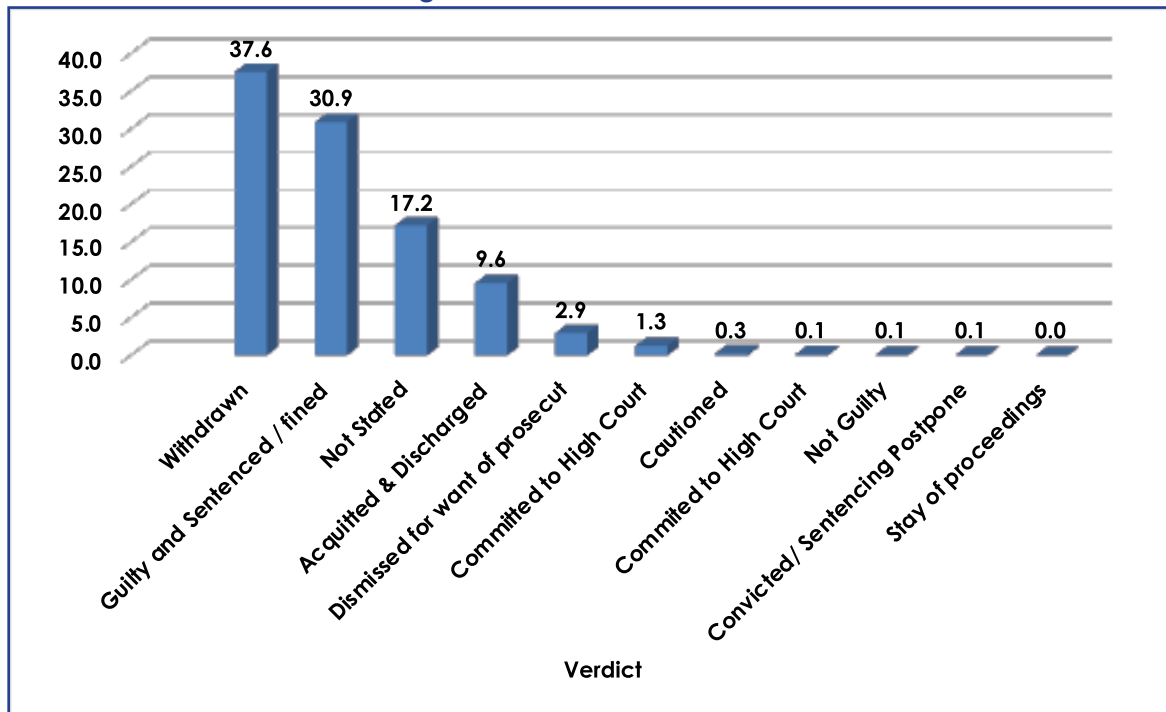
Table 2b: Total Number of Offences by Plea and Age-Group-2018

Age Group	Not Stated	Guilty	Not Applicable	Not Guilty	Not yet Taken	Reserved	Total
15-19	0,0	0,2	0,0	0,1	0,1	0,2	1
20-24	0,2	1,9	0,0	2,8	0,8	1,5	7
25-29	0,3	5,4	0,1	6,8	1,6	3,0	17
30-34	0,5	7,3	0,1	8,1	2,3	3,3	22
35-39	0,5	6,6	0,2	8,5	2,4	3,0	21
40-44	0,3	4,3	0,1	5,3	1,6	2,0	14
45-49	0,1	2,4	0,0	3,5	1,1	0,7	8
50-54	0,0	1,1	0,1	1,8	0,4	0,6	4
55-59	0,0	0,7	0,0	1,0	0,2	0,3	2
60-64	0,0	0,3	0,0	0,6	0,2	0,2	1
65+	0,0	0,1	0,0	0,3	0,1	0,1	1
sysmis	0,2	0,8	0,1	0,6	0,3	0,4	2
Total	2,2	31,1	0,8	39,3	11,2	15,3	100

2.8 Verdicts

Chart 8 shows that about 38 percent of cases were withdrawn. Cases are withdrawn for different reasons some of which includes lack of evidence, death of the accused and others. About a 31 percent of the accused were found guilty and 9.6 were acquitted and discharged. High court referrals accounted for 1.4 percent. More complex cases such as homicide or murder cases are not trialled in Magistrate courts but are rather closed and referred to the high courts.

Chart 8: Percentage Distribution of Verdict -2018

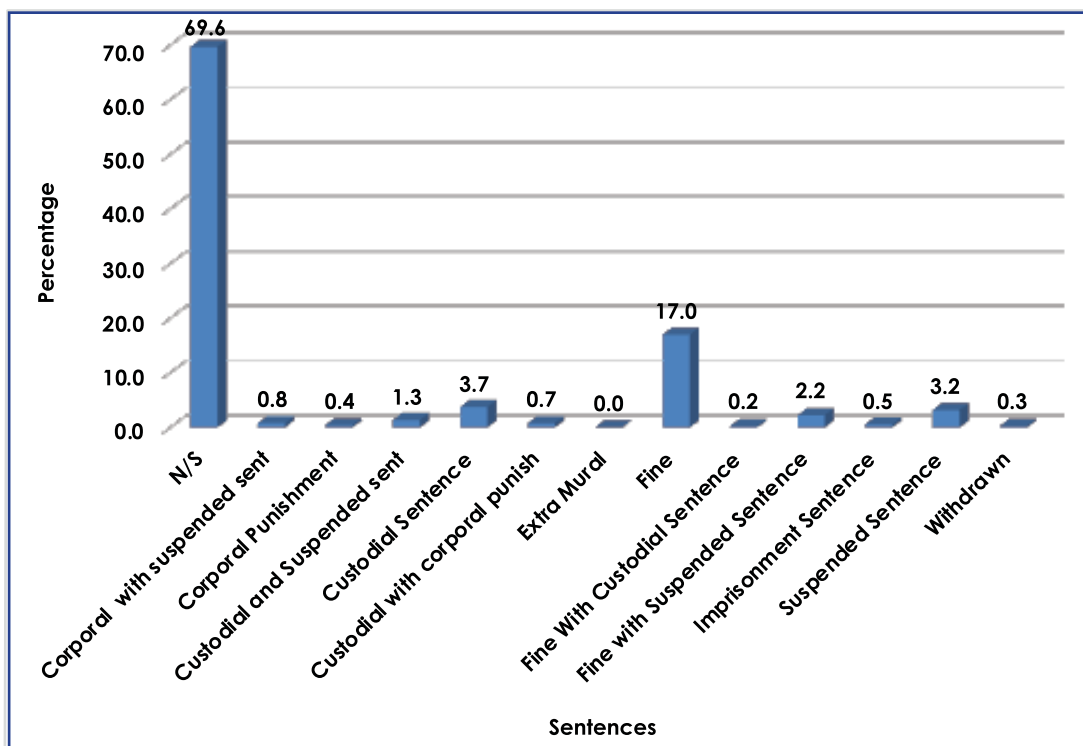


2.9 Sentences

Sentences are pronounced based on the seriousness of the offence, previous criminal history of the offender and many other factors.

Of all the accused who were found guilty, 17.0 percent were given a fine sentence. 3.2 percent had a suspended sentence while 3.7 percent had a custodial sentence. The least sentence given was extra mural at 0.01 percent (**Chart 9**). Most sentences fell below 1.0 percent.

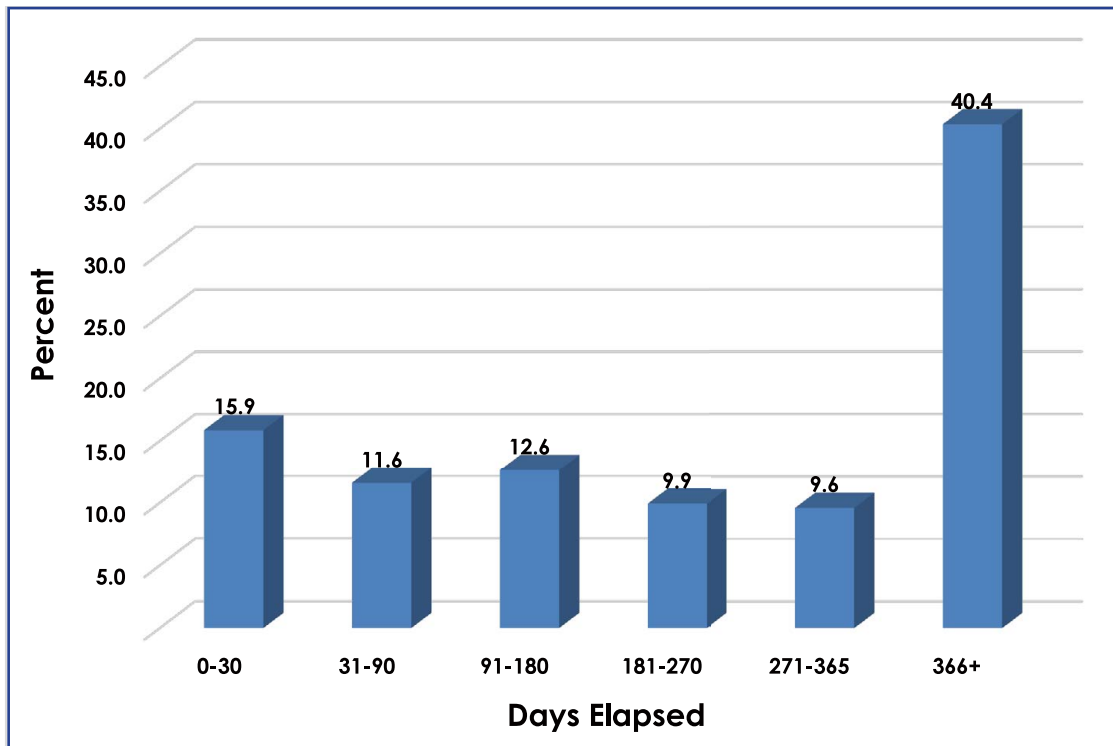
Chart 9: Percent Distribution of Sentences- 2018



2.10 Length of time elapsed

In 2018, about 15.9 percent of cases were completed in 1- 90 days (less than 13 weeks. Most cases (60 percent) were completed within a year, leaving 40 percent of cases being carried over to the following year.

Chart 10: **Percentage Length of Time Elapsed**



Conclusion

A gradual increase in case completion has been observed over the years. The distribution of offences among the different age groups shows that youths are relatively more prone to committing crimes than other age groups and males take dominance in all criminal activities. Overall participation in criminal activities decreases as age increases.

Appendix A

Table A1: Percentage Distribution of Decided Cases by Magisterial Courts, 2018

	Frequency	Percent
Bobonong Magistrate Court	177	2.1
Broadhurst Magistrate Court	434	5.3
Extension Two Magistrate Court	1,568	19.0
Francistown Magistrate Court	616	7.5
Ghanzi Magistrate Court	120	1.5
Gumare Magistrate Court	76	0.9
Hukuntsi Magistrate Court	66	0.8
Jwaneng Magistrate Court	130	1.6
Kang Magistrate Court	61	0.7
Kanye Magistrate Court	303	3.7
Kasane Magistrate Court	280	3.4
Lelthakane Magistrate Court	189	2.3
Lobatse Magistrate Court	379	4.6
Mahalapye Magistrate Court	481	5.8
Masunga Magistrate Court	186	2.3
Maun Magistrate Court	243	2.9
Mochudi Magistrate Court	347	4.2
Molepolole Magistrate Court	310	3.8
Nata Magistrate Court	112	1.4
Palapye Magistrate Court	306	3.7
Ramotswa Magistrate Court	209	2.5
Regional North Regional Magistrate Court	9	0.1
Regional South Regional Magistrate Court	25	0.3
Selebi Phikwe Magistrate Court	737	8.9
Serowe Magistrate Court	419	5.1
Shakawe Magistrate Court	101	1.2
Tsabong Magistrate Court	127	1.5
Village Magistrate Court	251	3.0
Total	8,262	100.0

Table A2: Total Number of Decided Cases by Magistrate Courts 2011-2018

Magisterial Court	2011	2014	2015	2016	2017	2018
Bobonong	81	89	77	167	173	177
Broadhurst	406	653	333	420	342	434
Extension 2	530	1,312	1,332	1,152	1,035	1,568
Francistown	688	1,624	1,087	915	785	616
Gantsi	85	190	159	148	146	120
Gumare	-	62	73	60	65	76
Hukuntsi	-	301	107	59	47	66
Jwaneng	98	206	148	125	124	130
Kang	-	-	-	21	30	61
Kanye	15	306	260	319	383	303
Kasane	147	248	181	180	209	280
Letlhakane	210	240	167	160	159	189
Lobatse	305	503	391	311	216	379
Mahalapye	250	306	178	326	322	481
Masunga	6	197	143	165	134	186
Maun	332	494	432	369	232	243
Mochudi	198	341	222	265	252	347
Molepolole	238	465	359	350	264	310
Nata	-	-	-	63	144	112
Palapye	128	330	358	280	279	306
Ramotswa	65	107	88	78	97	209
Regional North Regional	-	-	4	12	13	9
Regional South Regional	-	-	17	31	14	25
Selibe Phikwe	409	580	650	724	540	737
Serowe	-	23	63	408	415	419
Shakawe	-	-	-	-	51	101
Tsabong	152	205	157	157	90	127
Village	377	540	202	329	269	251
Total	472	768	7,188	7,594	6,830	8,262

Table A3: Number of Decide Cases by Magisterial Court and Month -2018

Magisterial	Month												Total
	January	February	March	April	May	June	July	August	September	October	November	December	
Bobonong Magistrate	6	15	25	14	26	13	6	11	10	22	26	3	177
Broadhurst Magistrate	25	34	36	27	39	43	36	34	32	48	36	44	434
Extension Two Magistrate	78	72	167	178	158	172	113	164	141	137	97	91	1,568
Francistown Magistrate	31	39	80	52	49	48	51	46	47	60	52	61	616
Ghanzi Magistrate	19	4	9	12	12	5	4	12	5	9	18	11	120
Gumare Magistrate	0	2	4	9	6	10	4	10	5	10	8	8	76
Hukuntsi Magistrate	2	4	7	5	7	7	4	10	2	4	4	10	66
Jwaneng Magistrate	11	12	13	9	7	10	12	9	20	7	7	13	130
Kang Magistrate	2	4	3	5	3	5	4	1	9	1	16	8	61
Kanye Magistrate	31	34	31	23	17	25	19	32	22	23	23	23	303
Kasane Magistrate	20	8	22	25	29	26	18	22	37	27	28	18	280
Lethakane Magistrate	9	16	23	16	18	14	12	15	13	24	16	13	189
Lobatse Magistrate	13	32	26	25	25	26	14	21	41	42	68	46	379
Mahalapye Magistrate	33	33	46	42	50	55	30	31	27	43	47	44	481
Masunga Magistrate	14	19	13	12	19	8	10	15	11	23	28	14	186
Maun Magistrate	6	10	15	22	34	21	24	17	25	16	36	17	243
Mochudi Magistrate	27	19	19	37	25	34	26	35	42	22	34	27	347
Molepolole Magistrate	19	17	20	27	35	23	27	29	25	21	36	31	310
Nata Magistrate	7	8	12	8	14	9	5	8	10	14	12	5	112
Palapye Magistrate	23	18	31	19	29	20	16	38	10	24	44	34	306
Ramotswa Magistrate	6	21	10	15	5	13	8	24	20	11	38	38	209
Regional North Regional Magistrate	0	3	2	1	0	2	1	0	0	0	0	0	9
Regional South Regional Magistrate	0	4	0	0	2	7	8	0	2	0	1	1	25
Selebi Phikwe Magistrate	38	36	71	45	70	77	55	91	66	66	77	45	737
Serowe Magistrate	25	36	53	39	33	43	21	29	39	30	46	25	419
Shakawe Magistrate	1	2	7	7	16	12	11	17	4	6	7	11	101
Tsabong Magistrate	12	9	17	5	2	15	6	13	14	13	14	7	127
Village Magistrate	13	25	24	31	23	18	17	21	25	23	17	14	251
TOTAL	471	536	786	710	753	761	562	755	704	726	836	662	8,262

Table A4: Number of Accused by Magisterial Court, Sex and Age, 2018

Magisterial Court	Age Group											Missing system	Total	
	15-19	20-24	25-29	30-34	35-39	40-44	45-49	50-54	55-59	60-64	65+			
Males														
Bobonong Magistrate	1	22	36	42	30	24	18	6	2	1	2	3	187	
Broadhurst Magistrate	12	53	119	129	107	62	41	23	7	7	1	12	573	
Extension Two Magistrate	2	77	265	414	388	226	129	61	35	12	6	5	1,620	
Francistown Magistrate	3	49	129	141	158	87	64	35	23	6	8	5	708	
Ghanzi Magistrate	0	14	18	29	36	17	13	6	3	3	1	0	140	
Gumare Magistrate	0	10	18	23	21	8	2	2	4	0	1	0	89	
Hukuntsi Magistrate	5	10	15	11	15	15	2	4	1	1	3	0	82	
Jwaneng Magistrate	0	13	31	22	26	28	12	3	4	1	0	2	142	
Kang Magistrate	2	7	14	9	14	4	6	2	4	4	1	0	67	
Kanye Magistrate	3	51	61	70	89	50	24	18	11	6	7	0	390	
Kasane Magistrate	1	26	66	65	64	42	23	6	3	2	0	3	301	
Letlhakane Magistrate	0	27	49	41	47	30	20	8	3	3	3	2	233	
Lobatse Magistrate	11	53	82	89	84	59	30	23	8	7	1	4	451	
Mahalapye Magistrate	4	51	88	101	102	81	34	24	12	7	5	11	520	
Masunga Magistrate	3	22	38	46	31	28	12	5	7	5	3	2	202	
Maun Magistrate	4	43	53	57	59	44	19	7	2	4	1	5	298	
Mochudi Magistrate	0	37	81	82	82	60	45	16	15	12	4	2	436	
Molepolole Magistrate	2	31	80	81	73	53	25	11	13	1	2	7	379	
Nata Magistrate	2	14	21	27	28	16	11	2	5	2	0	0	128	
Palapye Magistrate	2	29	65	70	70	42	34	20	4	5	2	6	349	
Ramotswa Magistrate	1	12	44	63	47	30	20	8	2	4	1	5	237	
Regional North Regional Magistrate	0	0	0	3	1	3	2	0	2	0	0	0	11	
Regional South Regional Magistrate	0	0	3	11	14	6	3	1	3	3	4	0	48	
Selebi Phikwe Magistrate	4	40	117	167	152	112	75	36	18	11	6	4	742	
Serowe Magistrate	0	20	67	105	107	53	33	16	14	6	3	10	434	
Shakawe Magistrate	0	8	11	25	18	24	11	3	2	0	0	1	103	
Tsabong Magistrate	1	6	30	27	30	27	13	5	3	2	0	3	147	
Village Magistrate	5	27	72	86	67	47	22	16	5	4	2	4	357	
Total	68	752	1,673	2,036	1,960	1,278	743	367	215	119	67	96	9,374	

Table A4 Cont'd: Number of Accused by Magisterial Court, Sex and Age, 2018

Magisterial Court	Age Group											Missing system	Total	
	15-19	20-24	25-29	30-34	35-39	40-44	45-49	50-54	55-59	60-64	65+			
Females														
Bobonong Magistrate	-	1	3	1	3	0	2	-	2	-	-	-	-	12
Broadhurst Magistrate	-	3	8	13	6	5	2	2	2	3	-	-	-	44
Extension Two Magistrate	-	6	18	11	24	10	7	3	2	3	-	1	-	85
Francistown Magistrate	-	6	10	10	12	13	2	3	3	4	2	-	-	65
Ghanzi Magistrate	-	-	1	1	3	1	1	2	-	-	1	-	-	10
Gumare Magistrate	-	-	-	1	2	2	1	-	-	-	-	-	-	6
Hukuntsi Magistrate	-	-	-	1	1	-	-	-	-	-	-	-	-	2
Jwaneng Magistrate	-	-	1	1	1	2	-	-	-	-	-	-	-	5
Kang Magistrate	-	-	1	2	-	-	1	-	-	-	1	-	-	5
Kanye Magistrate	-	-	1	2	3	3	1	3	1	-	-	-	-	15
Kasane Magistrate	-	1	5	9	8	3	1	1	-	-	-	-	-	28
Lethakane Magistrate	-	2	7	2	2	9	1	-	-	-	1	1	-	25
Lobatse Magistrate	1	3	5	4	15	4	3	-	-	1	-	-	-	36
Mahalapye Magistrate	-	2	5	9	5	5	3	1	1	-	-	2	-	33
Masunga Magistrate	-	-	3	2	5	2	-	-	-	-	2	-	-	14
Maun Magistrate	-	-	3	2	6	2	-	2	-	-	-	-	-	15
Mochudi Magistrate	-	1	1	7	8	2	-	-	-	-	1	-	-	20
Molepolole Magistrate	-	2	3	7	-	-	-	1	-	1	1	-	-	15
Nata Magistrate	-	-	2	1	1	-	1	1	-	-	-	-	-	6
Palapye Magistrate	-	1	3	6	6	5	6	2	-	-	1	1	-	31
Ramotswa Magistrate	-	-	1	4	-	-	2	1	1	-	-	1	-	10
Regional South Regional Magistrate	-	-	1	1	1	2	2	1	2	1	-	-	-	11
Selebi Phikwe Magistrate	-	-	4	13	19	11	8	3	2	0	1	-	-	61
Serowe Magistrate	-	-	2	1	3	1	-	1	1	1	1	-	-	11
Shakawe Magistrate	-	-	1	-	2	2	-	-	-	-	-	-	-	5
Tsabong Magistrate	-	-	1	2	5	2	-	-	-	-	-	-	-	10
Village Magistrate	-	5	11	13	3	4	2	1	1	1	-	1	-	42
Total	1	33	101	126	144	90	46	28	18	15	13	7	622	

Table A4 Cont'd: **Number of Accused by Magisterial Court, Sex and Age, 2018**

Magisterial Court	Age Group											Missing system	Total
	15-19	20-24	25-29	30-34	35-39	40-44	45-49	50-54	55-59	60-64	65+		
Sex Not Stated													
Bobonong Magistrate	-	-	-	-	-	-	-	-	-	-	-	1	1
Broadhurst Magistrate	-	1	-	-	-	-	-	-	-	-	-	19	20
Extension Two Magistrate	-	-	1	-	1	-	-	1	-	-	-	23	26
Francistown Magistrate	-	-	-	-	-	-	-	-	-	-	-	1	1
Ghanzi Magistrate Court	-	-	-	-	-	-	-	-	-	-	-	2	2
Jwaneng Magistrate Court	-	-	-	-	-	-	-	-	-	-	-	2	2
Kang Magistrate Court	-	-	-	-	-	-	-	-	-	-	-	1	1
Kanye Magistrate Court	-	-	-	-	-	1	-	-	-	-	-	3	4
Kasane Magistrate Court	-	-	-	-	-	-	-	-	-	-	-	8	8
Lobatse Magistrate Court	-	-	-	-	-	-	-	-	-	-	-	3	3
Mahalapye Magistrate Court	-	-	-	-	1	-	-	-	-	-	-	9	10
Masunga Magistrate Court	-	-	-	-	-	-	-	-	-	-	-	11	11
Maun Magistrate Court	-	-	-	-	-	-	-	-	-	-	-	1	1
Mochudi Magistrate Court	-	-	-	-	-	-	-	-	-	-	-	7	7
Molepolole Magistrate Court	-	-	-	-	-	-	-	-	-	-	-	1	1
Nata Magistrate Court	-	-	-	-	-	-	-	-	-	-	-	1	1
Palapye Magistrate Court	-	-	1	-	-	1	-	-	-	-	-	13	15
Ramotswa Magistrate Court	-	-	-	-	-	-	-	-	-	-	-	2	2
Regional South Regional Magistrate Court	-	-	-	-	-	-	-	-	-	-	-	3	3
Selebi Phikwe Magistrate Court	-	-	-	-	-	-	-	-	-	-	-	5	5
Serowe Magistrate Court	-	-	-	1	1	-	-	-	-	-	-	13	15
Shakawe Magistrate Court	-	-	-	-	-	-	-	-	-	-	-	1	1
Tsabong Magistrate Court	-	-	-	-	-	-	-	-	-	-	-	8	8
Village Magistrate Court	-	1	-	-	-	-	-	-	-	-	-	9	10
Total	0	2	2	1	3	2	0	1	0	0	0	147	158

Total A5: Total number of Offences by Magisterial Court and Sex of Accused

Magistrate Court	Homicides Offences			Sexual Offences			Attempts/Threats to murder, assaults, harassments and related offences			Dangerous or Negligent Acts		
	N/S	F	M	N/S	F	M	N/S	F	M	N/S	F	M
Bobonong	-	-	8	-	-	13	-	1	20	-	1	1
Broadhurst	-	3	27	-	-	40	-	2	77	-	-	1
Extension Two	-	4	25	-	-	28	1	1	68	-	5	70
Francistown	-	4	31	-	2	79	-	3	28	-	7	19
Ghanzi	-	3	7	1	-	16	-	-	13	-	-	2
Gumare	-	-	1	-	-	13	-	-	17	-	1	1
Hukuntsi	-	-	4	-	-	7	-	-	17	-	-	1
Jwaneng	-	1	2	-	-	20	-	-	19	-	-	1
Kang	-	-	-	-	-	12	-	-	5	-	-	1
Kanye	-	-	10	-	-	60	-	-	39	-	1	5
Kasane	-	1	9	-	-	4	-	1	25	-	4	4
Lethakane	-	3	30	-	-	26	-	-	4	-	-	-
Lobatse	-	2	13	-	-	33	-	1	48	-	8	-
Mahalapye	-	1	29	-	-	41	-	2	26	-	-	6
Masunga	1	1	12	-	-	19	-	-	9	-	1	2
Maun	-	1	14	-	-	18	-	1	23	-	-	5
Mochudi	-	1	20	-	-	23	-	-	20	-	-	1
Molepolole	-	1	34	-	-	33	-	5	102	-	1	5
Nata	-	1	8	-	1	17	-	-	15	-	-	-
Palapye	-	5	31	-	-	24	2	-	10	-	-	16
Ramotswa	-	-	9	-	-	11	-	-	12	-	-	8
Regional North	-	-	-	-	-	-	-	-	-	-	-	-
Regional South	-	-	9	-	-	1	-	-	-	-	-	-
Selebi Phikwe	-	2	25	-	-	33	-	1	44	-	1	21
Serowe	-	-	6	1	-	41	-	-	8	-	-	3
Shakawe	-	-	4	-	-	5	-	1	1	-	-	3
Tsabong	-	1	3	-	-	17	-	-	8	-	-	4
Village	-	-	11	1	-	11	-	5	42	-	-	2
Total	1	35	382	3	3	645	3	24	700	-	30	182

Total A5 Cont'd: **Total number of Offences by Magisterial Court and Sex of Accused**

Magistrate Court	Kidnapping and related offences			Robbery, extortion and highjacking offences			Burglary and related offences			Theft and related offences		
	N/S	F	M	N/S	F	M	N/S	F	M	N/S	F	M
Bobonong	-	-	1	-	-	13	-	-	3	-	4	30
Broadhurst	-	-	-	7	-	99	3	3	28	8	16	193
Extension Two	-	-	-	-	1	52	-	-	34	4	12	161
Francistown	-	-	-	-	-	31	-	-	27	-	13	114
Ghanzi	-	-	-	-	-	1	-	-	6	-	5	21
Gumare	-	-	-	-	-	2	-	-	3	-	4	9
Hukuntsi	-	-	-	-	-	3	-	-	-	-	1	27
Jwaneng	-	-	-	-	-	1	-	-	3	2	-	18
Kang	-	-	-	-	-	1	-	-	-	-	1	-
Kanye	-	-	-	-	-	20	-	-	11	1	5	76
Kasane	-	-	1	-	2	3	-	-	6	5	10	53
Lethakane	-	-	-	-	2	7	-	-	7	-	5	38
Lobatse	-	-	2	-	-	25	-	-	20	-	3	129
Mahalapye	-	-	-	-	-	11	-	-	1	5	6	84
Masunga	-	-	-	-	-	3	-	-	1	6	2	50
Maun	-	-	-	-	-	29	-	-	12	-	2	81
Mochudi	-	-	1	-	-	27	-	2	6	2	5	67
Molepolole	-	-	-	-	-	30	-	1	14	-	1	33
Nata	-	-	-	-	-	5	-	-	1	-	-	19
Palapye	-	1	-	2	-	24	-	-	9	7	3	48
Ramotswa	-	-	-	-	-	6	-	-	18	2	1	30
Regional North	-	-	-	-	-	-	-	-	-	-	-	2
Regional South	-	-	-	-	-	3	-	-	-	-	2	2
Selebi Phikwe	-	-	-	-	-	17	-	-	7	3	10	62
Serowe	-	-	-	1	-	7	-	-	4	1	-	20
Shakawe	-	-	-	-	-	4	-	-	2	-	-	12
Tsabong	-	-	-	-	-	-	-	-	1	-	1	9
Village	-	-	2	-	-	48	1	-	8	2	10	128
Total	-	1	7	10	5	472	4	6	232	48	122	1,516

Total A5 Cont'd: Total Number of Offences by Magisterial Court and Sex of Accused

Magistrate Court	Fraud, Deception and Related Offences			Controlled Drug Offences			Weapons and Explosives Offences			Damage to Property and to the Environment		
	N/S	F	M	N/S	F	M	N/S	F	M	N/S	F	M
Bobonong	-	-	1	-	3	12	-	-	-	-	-	-
Broadhurst	2	-	2	-	2	8	-	-	14	-	-	18
Extension Two	-	-	5	-	1	24	-	-	1	-	2	6
Francistown	-	2	5	-	4	19	-	-	1	-	22	23
Ghanzi	-	-	1	-	-	4	1	-	-	-	-	3
Gumare	-	-	-	-	1	2	-	-	1	-	-	5
Hukuntsi	-	-	1	-	-	9	-	-	-	-	1	1
Jwaneng	-	-	-	-	-	2	-	-	7	-	-	-
Kang	-	-	-	-	-	3	-	-	1	-	-	1
Kanye	-	-	-	-	2	9	-	-	5	-	1	10
Kasane	1	-	4	1	2	25	1	-	6	-	1	8
Lethakane	-	1	2	-	6	36	-	-	-	-	-	4
Lobatse	-	1	1	-	6	34	-	-	13	-	-	19
Mahalapye	-	-	1	-	-	5	-	1	1	-	-	4
Masunga	-	-	-	2	4	8	-	-	-	-	-	7
Maun	-	-	2	1	-	5	-	-	-	-	1	3
Mochudi	-	-	-	-	-	2	-	-	1	-	-	6
Molepolole	-	-	1	-	1	17	-	-	-	-	-	19
Nata	-	-	-	-	-	8	-	-	-	-	-	1
Palapye	-	-	-	5	10	18	-	-	10	-	-	1
Ramotswa	-	1	3	-	-	18	-	-	1	-	-	1
Regional North	-	-	1	-	-	4	-	-	-	-	-	-
Regional South	-	8	13	-	-	-	-	-	-	-	-	-
Selebi Phikwe	-	1	4	-	4	19	-	2	6	-	1	8
Serowe	-	-	-	-	-	1	-	-	3	1	1	4
Shakawe	-	-	-	-	-	-	-	-	-	-	-	2
Tsabong	1	-	-	-	-	1	-	-	4	-	-	-
Village	1	4	18	1	9	41	-	1	-	-	3	3
Total	5	18	65	10	55	334	2	4	75	1	33	157

Total A5 Cont'd: **Total number of Offences by Magisterial Court and Sex of Accused**

Magistrate Court	Public order and other social code offences			Road Traffic offences (NEC)			Offences against Government, Justice Procedures and Organisation of Crime			Offences not Elsewhere Classified (NEC)			Total
	N/S	F	M	N/S	F	M	N/S	F	M	N/S	F	M	
Bobonong	-	-	1	-	2	59	1	2	40	-	2	19	237
Broadhurst	-	-	2	-	2	5	-	4	65	3	17	133	784
Extension Two	2	-	2	9	49	1,035	11	22	343	2	4	95	2,079
Francistown	-	-	1	-	10	104	1	7	198	-	12	169	936
Ghanzi	-	-	1	-	-	18	-	-	14	1	2	60	180
Gumare	-	-	-	-	-	3	-	-	19	-	-	24	106
Hukuntsi	-	-	1	-	-	11	-	-	3	-	-	19	106
Jwaneng	-	-	-	-	1	28	1	2	23	1	1	37	170
Kang	-	-	-	1	-	9	-	-	12	-	4	32	83
Kanye	-	-	-	1	3	59	-	3	59	2	2	114	498
Kasane	-	-	-	-	6	107	-	2	42	-	1	50	385
Lethakane	-	-	-	-	3	43	-	3	28	-	6	51	305
Lobatse	-	-	2	-	6	71	2	5	79	1	6	93	623
Mahalapye	-	-	-	3	14	202	-	3	113	2	11	64	636
Masunga	-	-	2	2	4	52	2	-	45	-	2	30	267
Maun	-	-	-	-	9	91	-	5	33	-	-	54	390
Mochudi	-	-	-	1	4	88	-	6	89	5	7	130	514
Molepolole	-	-	-	-	1	38	-	-	18	1	5	94	455
Nata	-	-	-	1	1	28	-	3	19	-	-	31	159
Palapye	-	-	-	-	7	155	1	4	74	1	4	34	506
Ramotswa	-	-	-	-	5	125	1	3	26	-	2	38	321
Regional North	-	-	-	-	-	2	-	-	-	-	-	2	11
Regional South	-	-	-	-	-	1	-	-	-	3	4	25	71
Selebi Phikwe	-	-	3	1	18	386	1	26	201	1	2	75	985
Serowe	-	-	1	6	2	209	-	2	93	5	6	78	504
Shakawe	-	-	-	2	2	44	-	4	29	-	-	10	125
Tsabong	-	-	-	2	7	53	1	-	14	4	1	52	184
Village	-	-	-	-	-	3	2	-	17	4	14	93	485
Total	2	-	16	29	156	3,029	24	106	1,696	36	115	1,706	12,105

Table A6: Total Number of Offences by Age and Sex of Accused, 2018

	Age Group												Total
	15-19	20-24	25-29	30-34	35-39	40-44	45-49	50-54	55-59	60-64	65+	sysmis	
Male													
Homicides Offences	5	46	82	78	62	46	30	13	8	4	7	1	382
Sexual Offences	8	121	179	147	89	46	32	9	4	3	3	4	645
Attempts/Threats to murder, assaults, harassments and related offences	1	63	146	139	136	107	46	24	18	5	7	8	700
Dangerous or Negligent Acts	-	6	29	41	42	21	19	13	6	3	1	1	182
Kidnapping and related offences	-	-	1	2	2	1	-	1	-	-	-	-	7
Robbery, extortion and highjacking offences	21	82	159	101	65	27	9	5	-	-	-	3	472
Burglary and related offences	3	28	65	76	39	10	4	4	-	2	-	1	232
Theft and related offences	39	240	344	327	285	131	85	30	11	9	2	11	1,514
Fraud, deception and related offences	-	-	6	12	15	10	11	5	2	2	-	2	65
Controlled drug offences	1	20	78	76	77	32	15	11	9	7	2	6	334
Weapons and explosives offences	-	2	16	15	10	10	12	5	2	2	-	1	75
Damage to property and to the environment	-	24	45	26	38	16	4	1	1	2	-	-	157
public order and other social code offences	-	-	3	1	2	6	1	1	-	2	-	-	16
Road Traffic offences (NEC)	-	111	512	737	705	436	264	121	72	25	15	32	3,030
Offences against Government, justice procedures and organisation of crime	2	20	118	298	406	351	219	130	78	39	14	21	1,696
Offences not elsewhere classified (NEC)	19	159	329	387	362	214	107	47	28	22	19	14	1,707
Total	99	922	2,112	2,463	2,335	1,464	858	420	239	127	70	105	11,214

Table A6 Cont'd: Total Number of Offences by Age and Sex of Accused, 2018

	Age Group												Total
	15-19	20-24	25-29	30-34	35-39	40-44	45-49	50-54	55-59	60-64	65+	sysmis	
Female													
Homicides Offences	5	46	82	78	62	46	30	13	8	4	7	1	382
Sexual Offences	8	121	179	147	89	46	32	9	4	3	3	4	645
Attempts/Threats to murder, assaults, harassments and related offences	1	63	146	139	136	107	46	24	18	5	7	8	700
Dangerous or Negligent Acts	-	6	29	41	42	21	19	13	6	3	1	1	182
Kidnapping and related offences	-	-	1	2	2	1	-	1	-	-	-	-	7
Robbery, extortion and highjacking offences	21	82	159	101	65	27	9	5	-	-	-	3	472
Burglary and related offences	3	28	65	76	39	10	4	4	-	2	-	1	232
Theft and related offences	39	240	344	327	285	131	85	30	11	9	2	11	1 514
Fraud, deception and related offences	-	-	6	12	15	10	11	5	2	2	-	2	65
Controlled drug offences	1	20	78	76	77	32	15	11	9	7	2	6	334
Weapons and explosives offences	-	2	16	15	10	10	12	5	2	2	-	1	75
Damage to property and to the environment	-	24	45	26	38	16	4	1	1	2	-	-	157
public order and other social code offences	-	-	3	1	2	6	1	1	-	2	-	-	16
Road Traffic offences (NEC)	-	111	512	737	705	436	264	121	72	25	15	32	3,030
Offences against Government, justice procedures and organisation of crime	2	20	118	298	406	351	219	130	78	39	14	21	1,696
Offences not elsewhere classified (NEC)	19	159	329	387	362	214	107	47	28	22	19	14	1,707
Total	99	922	2,112	2,463	2,335	1,464	858	420	239	127	70	105	11,214

Table A6 Cont'd: **Total Number of Offences by Age and Sex of Accused, 2018**

Sex Not stated	Age Group											Total	
	15-19	20-24	25-29	30-34	35-39	40-44	45-49	50-54	55-59	60-64	65+		sysmis
Homicides Offences	-	-	-	-	-	-	-	-	-	-	-	1	1
Sexual Offences	-	1	-	-	-	-	-	-	-	-	-	2	3
Attempts/Threats to murder, assaults, harassments and related offences	-	-	-	-	-	-	-	-	-	-	-	3	3
Dangerous or Negligent Acts	-	-	-	-	-	-	-	-	-	-	-	-	-
Kidnapping and related offences	-	-	-	-	-	-	-	-	-	-	-	-	-
Robbery, extortion and highjacking offences	-	-	1	-	-	1	-	-	-	-	-	8	10
Burglary and related offences	-	1	-	-	-	-	-	-	-	-	-	3	4
Theft and related offences	-	1	1	-	-	-	-	-	-	-	-	46	48
Fraud, deception and related offences	-	-	-	-	-	-	-	-	-	-	-	5	5
Controlled drug offences	-	-	-	-	-	-	-	-	-	-	-	10	10
Weapons and explosives offences	-	-	-	-	-	-	-	-	-	-	-	2	2
Damage to property and to the environment	-	-	-	-	-	-	-	-	-	-	-	1	1
public order and other social code offences	-	-	-	-	-	-	-	-	-	-	-	2	2
Road Traffic offences (NEC)	-	-	1	1	3	1	-	-	-	-	-	23	29
Offences against Government, justice procedures and organisation of crime	-	-	-	-	-	-	-	1	-	-	-	23	24
Offences not elsewhere classified (NEC)	-	-	-	-	-	-	-	-	-	-	-	36	36
Total	-	3	3	1	3	2	-	1	-	-	-	165	178

Table A6 Cont'd: **Total Number of Offences by Age and Sex of Accused, 2018**

Criminal Offences	Age Group												Total
	15-19	20-24	25-29	30-34	35-39	40-44	45-49	50-54	55-59	60-64	65+	sysmis	
Homicides Offences	5	49	88	88	65	52	33	14	8	6	8	2	418
Sexual Offences	8	123	179	148	89	47	32	9	4	3	3	6	651
Attempts/Threats to murder, assaults, harassments and related offences	1	65	152	147	142	109	46	24	18	5	7	11	727
Dangerous or Negligent Acts	-	6	40	47	50	25	19	13	6	4	1	1	212
Kidnapping and related offences	-	-	1	3	2	1	-	1	-	-	-	-	8
Robbery, extortion and highjacking offences	21	82	162	102	66	28	9	5	1	-	-	11	487
Burglary and related offences	3	29	66	79	40	10	4	4	-	2	1	4	242
Theft and related offences	39	256	358	354	311	150	92	34	17	12	4	57	1,684
Fraud, deception and related offences	-	-	8	15	17	14	14	6	5	2	-	7	88
Controlled drug offences	2	24	89	85	84	42	19	14	10	9	4	17	399
Weapons and explosives offences	-	2	16	17	10	10	12	6	2	2	1	3	81
Damage to property and to the environment	-	24	54	33	40	23	8	3	1	4	-	1	191
public order and other social code offences	-	-	3	1	2	6	1	1	-	2	-	2	18
Road Traffic offences (NEC)	-	113	538	771	763	449	273	128	73	28	17	62	3,215
Offences against Government, justice procedures and organisation of crime	2	22	126	316	439	374	228	138	81	41	14	45	1,826
Offences not elsewhere classified (NEC)	19	168	353	406	382	228	116	53	34	24	25	50	1,858
Total	100	963	2,233	2,612	2,502	1,568	906	453	260	144	85	279	12,105

Table A7: Number of Accused by Offence, Verdict and Sex, 2018

	Verdict												Total
	N/S	Acquitted & Discharged	Case referred to Regional Mag	Cautioned	Committed to High Court	Committed to High Court	Convicted/ Sentencing Postpone	Dismissed for want of prosecut	Guilty and Sentenced / fined	Not Guilty	Stay of proceedings	Withdrawn	
Male													
Homicides Offences	95	33	-	-	5	98	-	19	36	0	0	91	377
Sexual Offences	94	99	-	-	2	10	-	17	119	3	0	286	630
Attempts/Threats to murder, assaults, harassments and related offences	80	70	-	1	-	2	-	25	57	0	1	336	572
Dangerous or Negligent Acts	5	3	-	-	-	-	-	-	9	0	0	7	24
Kidnapping and related offences	1	-	-	-	-	-	-	-	4	0	0	2	7
Robbery, extortion and highjacking offences	82	28	-	-	-	-	-	10	46	0	0	203	369
Burglary and related offences	49	19	-	-	-	2	-	4	53	0	0	93	220
Theft and related offences	225	93	-	-	1	-	4	21	272	0	0	465	1,081
Fraud, deception and related offences	10	8	1	-	2	4	-	1	23	0	0	14	63
Controlled drug offences	63	33	-	-	-	-	2	4	112	0	0	108	322
Weapons and explosives offences	5	5	-	-	-	-	-	-	12	0	0	13	35
Damage to property and to the environment	13	6	-	-	-	1	-	2	21	0	0	79	122
public order and other social code offences	2	2	-	-	-	-	-	-	3	0	0	5	12
Road Traffic offences (NEC)	397	158	-	22	1	1	-	86	1279	0	0	610	2,554
Offences against Government, justice procedures and organisation of crime	232	120	-	1	-	1	-	52	586	0	1	685	1,678
Offences not elsewhere classified (NEC)	239	199	-	1	2	2	1	37	260	5	0	562	1,308
Total	1,592	876	1	25	13	121	7	278	2,892	8	2	3,559	9,374

Table A7 Cont'd: **Number of Accused by Offence, Verdict and Sex, 2018**

	Verdict												Total
	N/S	Acquitted & Discharged	Case referred to Regional Mag	Cautioned	Committed to High Court	Committed to High Court	Convicted/ Sentencing Postpone	Dismissed for want of prosecut	Guilty and Sentenced / fined	Not Guilty	Stay of proceedings	Withdrawn	
Female													
Homicides Offences	9	3	-	-	-	7	-	1	4	0	0	11	35
Sexual Offences	1	-	-	-	-	-	-	-	0	0	0	2	3
Attempts/Threats to murder, assaults,harassments and related offences	4	2	-	-	-	-	-	1	4	0	0	11	22
Dangerous or Negligent Acts	3	1	-	-	-	-	-	-	10	0	0	8	22
Kidnapping and related offences	-	-	-	-	-	-	-	-	0	0	0	1	1
Robbery, extortion and highjacking offences	-	-	-	-	-	-	-	-	0	0	0	2	2
Burglary and related offences	3	-	-	-	-	-	-	-	0	0	0	3	6
Theft and related offences	16	22	-	-	-	-	-	3	26	0	1	38	106
Fraud, deception and related offences	2	5	-	-	-	-	-	1	6	0	0	3	17
Controlled drug offences	11	10	-	-	-	-	-	4	18	0	0	12	55
Weapons and explosives offences	1	-	-	-	-	-	-	1	0	0	0	2	4
Damage to property and to the environment	-	2	-	-	-	-	-	-	2	0	0	17	21
public order and other social code offences	-	-	-	-	-	-	-	-	0	0	0	0	0
Road Traffic offences (NEC)	20	9	-	-	-	-	-	6	68	0	0	22	125
Offences against Government, justice procedures and organisation of crime	12	11	-	-	-	-	-	3	43	0	0	37	106
Offences not elsewhere classified (NEC)	20	11	-	-	1	-	-	1	28	0	0	36	97
Total	102	76	-	-	1	7	-	21	209	0	1	205	622

Table A7 Cont'd: **Number of Accused by Offence, Verdict and Sex, 2018**

Sex Not Applicable	Verdict											Total	
	N/S	Acquitted & Discharged	Case referred to Regional Mag	Cautioned	Committed to High Court	Committed to High Court	Convicted/ Sentencing Postpone	Dismissed for want of prosecut	Guilty and Sentenced / fined	Not Guilty	Stay of proceedings		Withdrawn
Sexual Offences	1	1	-	-	-	-	-	-	0	0	0	1	3
Attempts/Threats to murder, assaults, harassments and related offences	3	-	-	-	-	-	-	-	0	0	0	0	3
Dangerous or Negligent Acts	-	-	-	-	-	-	-	-	0	0	0	0	0
Kidnapping and related offences	-	-	-	-	-	-	-	-	0	0	0	0	0
Robbery, extortion and highjacking offences	3	-	-	-	-	-	-	-	2	0	0	4	9
Burglary and related offences	2	-	-	-	-	-	-	-	1	0	0	1	4
Theft and related offences	24	3	-	-	-	-	-	-	7	0	0	8	42
Fraud, deception and related offences	-	2	-	-	-	-	-	-	2	0	0	1	5
Controlled drug offences	1	1	-	-	-	-	-	-	1	0	0	7	10
Weapons and explosives offences	1	1	-	-	-	-	-	-	0	0	0	0	2
Damage to property and to the environment	1	-	-	-	-	-	-	-	0	0	0	0	1
public order and other social code offences	1	-	-	-	-	-	-	-	1	0	0	0	2
Road Traffic offences (NEC)	4	-	-	2	-	-	-	-	10	0	0	6	22
Offences against Government, justice procedures and organisation of crime	6	3	-	-	-	-	-	-	5	0	0	10	24
Offences not elsewhere classified (NEC)	6	8	-	-	-	-	-	-	5	0	0	11	30
Total	53	19	-	2	-	-	-	-	35	0	0	49	158

Table A7 Cont'd: **Number of Accused by Offence, Verdict and Sex, 2018**

	Verdict												Total
	N/S	Acquitted & Discharged	Case referred to Regional Mag	Cautioned	Committed to High Court	Committed to High Court	Convicted/ Sentencing Postpone	Dismissed for want of prosecut	Guilty and Sentenced / fined	Not Guilty	Stay of proceedings	Withdrawn	
All													
Homicides Offences	104	36	-	-	5	105	-	20	41	0	0	102	413
Sexual Offences	96	100	-	-	2	10	-	17	119	3	0	289	636
Attempts/Threats to murder, assaults, harassments and related offences	87	72	-	1	-	2	-	26	61	0	1	347	597
Dangerous or Negligent Acts	8	4	-	-	-	-	-	-	19	0	0	15	46
Kidnapping and related offences	1	-	-	-	-	-	-	-	4	0	0	3	8
Robbery, extortion and highjacking offences	85	28	-	-	-	-	-	10	48	0	0	209	380
Burglary and related offences	54	19	-	-	-	2	-	4	54	0	0	97	230
Theft and related offences	265	118	-	-	1	-	4	24	305	0	1	511	1,229
Fraud, deception and related offences	12	15	1	-	2	4	-	2	31	0	0	18	85
Controlled drug offences	75	44	-	-	-	-	2	8	131	0	0	127	387
Weapons and explosives offences	7	6	-	-	-	-	-	1	12	0	0	15	41
Damage to property and to the environment	14	8	-	-	-	1	-	2	23	0	0	96	144
public order and other social code offences	3	2	-	-	-	-	-	-	4	0	0	5	14
Road Traffic offences (NEC)	421	167	-	24	1	1	-	92	1357	0	0	638	2,701
Offences against Government, justice procedures and organisation of crime	250	134	-	1	-	1	-	55	634	0	1	732	1,808
Offences not elsewhere classified (NEC)	265	218	-	1	3	2	1	38	293	5	0	609	1,435
Total	1,747	971	1	27	14	128	7	299	3,136	8	3	3,813	10,154

Table A8: Percentage Distribution of Accused by Offence and Verdict-2018

All	N/S	Acquitted & Discharged	Case referred to Regional Mag	Cautioned	Committed to High Court	Convicted/ Sentencing Postpone	Dismissed for want of prosecut	Guilty and Sentenced / fined	Not Guilty	Stay of proceedings	Withdrawn	Total
Homicides Offences	1.0	0.4	-	-	1.1	-	0.2	0.4	-	-	1.0	4.1
Sexual Offences	0.9	1.0	-	-	0.1	-	0.2	1.2	0.0	-	2.8	6.3
Attempts/Threats to murder, assaults, harassments and related offences	0.9	0.7	-	0.0	0.0	-	0.3	0.6	-	0.0	3.4	5.9
Dangerous or Negligent Acts	0.1	0.0	-	-	-	-	-	0.2	-	-	0.1	0.5
Kidnapping and related offences	0.0	-	-	-	-	-	-	0.0	-	-	0.0	0.1
Robbery, extortion and highjacking offences	0.8	0.3	-	-	-	-	0.1	0.5	-	-	2.1	3.7
Burglary and related offences	0.5	0.2	-	-	0.0	-	0.0	0.5	-	-	1.0	2.3
Theft and related offences	2.6	1.2	-	-	0.0	0.0	0.2	3.0	-	0.0	5.0	12.1
Fraud, deception and related offences	0.1	0.1	0.0	-	0.1	-	0.0	0.3	-	-	0.2	0.8
Controlled drug offences	0.7	0.4	-	-	-	0.0	0.1	1.3	-	-	1.3	3.8
Weapons and explosives offences	0.1	0.1	-	-	-	-	0.0	0.1	-	-	0.1	0.4
Damage to property and to the environment	0.1	0.1	-	-	0.0	-	0.0	0.2	-	-	0.9	1.4
public order and other social code offences	0.0	0.0	-	-	-	-	-	0.0	-	-	0.0	0.1
Road Traffic offences (NEC)	4.1	1.6	-	0.2	0.0	-	0.9	13.4	-	-	6.3	26.6
Offences against Government, justice procedures and organisation of crime	2.5	1.3	-	0.0	0.0	-	0.5	6.2	-	0.0	7.2	17.8
Offences not elsewhere classified (NEC)	2.6	2.1	-	0.0	0.0	0.0	0.4	2.9	0.0	-	6.0	14.1
Total	17.2	9.6	0.0	0.3	1.4	0.1	2.9	30.9	0.1	0.0	37.6	100.0

Table A9: Total Number of Cases by Age group of Accused and Type of Plea-2018

Age Group	Not Stated	Guilty	Not Applicable	Not Guilty	Not yet taken	Reserved	Total
15-19	1	15	0	7	10	18	51
20-24	17	155	3	228	69	128	600
25-29	27	449	11	565	131	245	1,428
30-34	38	605	12	668	190	275	1,788
35-39	38	544	15	699	197	247	1,740
40-44	22	356	8	439	136	167	1,128
45-49	12	200	4	290	93	61	660
50-54	4	89	5	146	37	47	328
55-59	3	58	1	81	19	22	184
60-64	1	24	1	47	13	13	99
65+	1	10	1	28	7	10	57
sysmis	20	65	5	50	25	34	199
Total	184	2,570	66	3,248	927	1,267	8,262

Table 9: Percentage Distribution of Accused by Verdict and Plea-2018

Verdict	PLEA						Total
	N/A	Guilty	Not Applicable	Not Guilty	Not yet taken	Reserved	
N/S	1,7	2,9	0,1	6,7	1,8	4,0	17,2
Acquitted & Discharged	0,0	0,9	0,1	6,3	0,6	1,7	9,6
Case referred to Regional Mag	0,0	0,0	0,0	0,0	0,0	0,0	0,0
Cautioned	0,0	0,2	0,0	0,0	0,0	0,0	0,3
Committed to High Court	0,0	0,0	0,0	0,1	0,0	1,2	1,4
Convicted/ Sentencing Postpone	0,0	0,0	0,0	0,0	0,0	0,0	0,1
Dismissed for want of prosecut	0,0	0,3	0,0	1,7	0,3	0,6	2,9
Guilty and Sentenced / fined	0,2	20,5	0,0	9,0	0,6	0,6	30,9
Not Guilty	0,0	0,0	0,0	0,1	0,0	0,0	0,1
Stay of proceedings	0,0	0,0	0,0	0,0	0,0	0,0	0,0
Withdrawn	0,3	3,0	0,6	17,3	6,6	9,9	37,6
Total	2,2	27,9	0,8	41,3	10,0	17,8	100,0

Table A10: Percentage Distribution of Accused by Offence and Verdict-2018

All	N/S	Acquitted & Discharged	Case referred to Regional Mag	Cautioned	Committed to High Court	Convicted/ Sentencing Postpone	Dismissed for want of prosecut	Guilty and Sentenced / fined	Not Guilty	Stay of proceedings	Withdrawn	Total
Homicides Offences	1,0	0,4	-	-	1,1	-	0,2	0,4	-	-	1,0	4,1
Sexual Offences	0,9	1,0	-	-	0,1	-	0,2	1,2	0,0	-	2,8	6,3
Attempts/Threats to murder, assaults, harassments and related offences	0,9	0,7	-	0,0	0,0	-	0,3	0,6	-	0,0	3,4	5,9
Dangerous or Negligent Acts	0,1	0,0	-	-	-	-	-	0,2	-	-	0,1	0,5
Kidnapping and related offences	0,0	-	-	-	-	-	-	0,0	-	-	0,0	0,1
Robbery, extortion and highjacking offences	0,8	0,3	-	-	-	-	0,1	0,5	-	-	2,1	3,7
Burglary and related offences	0,5	0,2	-	-	0,0	-	0,0	0,5	-	-	1,0	2,3
Theft and related offences	2,6	1,2	-	-	0,0	0,0	0,2	3,0	-	0,0	5,0	12,1
Fraud, deception and related offences	0,1	0,1	0,0	-	0,1	-	0,0	0,3	-	-	0,2	0,8
Controlled drug offences	0,7	0,4	-	-	-	0,0	0,1	1,3	-	-	1,3	3,8
Weapons and explosives offences	0,1	0,1	-	-	-	-	0,0	0,1	-	-	0,1	0,4
Damage to property and to the environment	0,1	0,1	-	-	0,0	-	0,0	0,2	-	-	0,9	1,4
public order and other social code offences	0,0	0,0	-	-	-	-	-	0,0	-	-	0,0	0,1
Road Traffic offences (NEC)	4,1	1,6	-	0,2	0,0	-	0,9	13,4	-	-	6,3	26,6
Offences against Government, justice procedures and organisation of crime	2,5	1,3	-	0,0	0,0	-	0,5	6,2	-	0,0	7,2	17,8
Offences not elsewhere classified (NEC)	2,6	2,1	-	0,0	0,0	0,0	0,4	2,9	0,0	-	6,0	14,1
Total	17,2	9,6	0,0	0,3	1,4	0,1	2,9	30,9	0,1	0,0	37,6	100,0

Table A11: Total UMBER of Cases by Verdict and Length of Time Elapsed From Initial Filing to Final Decision-2018

Verdict	Days Elapsed							Total
	0-30	31-90	91-180	180-270	271-365	366+	SYSMIS	
N/S	241	131	150	110	118	556	4	1,310
Acquitted & Discharged	69	62	82	80	64	380	-	737
Case referred to Regional Mag	-	-	1	-	-	-	-	1
Cautioned	16	4	2	-	2	2	-	26
Committed to High Court	5	4	8	8	16	66	-	107
Convicted/ Sentencing Postpone	-	2	-	2	-	1	-	5
Dismissed for want of prosecut	21	18	32	24	24	132	-	251
Guilty and Sentenced / fined	730	469	363	248	191	750	31	2,782
Not Guilty	-	-	-	-	-	4	-	4
Stay of proceedings	1	-	-	-	-	2	-	3
Withdrawn	299	339	442	352	328	1 265	11	3,036
Total	1,382	1,029	1,080	824	743	3,158	46	8,262

Table A12: Cases Disposed by Offence and Elapsed Time From Initial Filing to Final Decision-2018

Offences	Days Elapsed							Total
	0-30	31-90	91-180	180-270	271-365	366+	SYSMIS	
Homicides Offences	19	18	19	18	25	219	1	319
Sexual Offences	40	42	57	71	50	340	1	601
Attempts/Threats to murder, assaults,harassments and related offences	87	55	67	57	78	185	1	530
Dangerous or Negligent Acts	9	7	3	3	4	9	-	35
Kidnapping and related offences	2	2	1	-	-	1	-	6
Robbery, extortion and highjacking offences	12	9	28	15	16	98	1	179
Burglary and related offences	15	19	16	16	7	66	1	140
Theft and related offences	105	86	99	75	62	287	3	717
Fraud, deception and related offences	9	9	6	5	7	24	1	61
Controlled drug offences	49	41	39	14	15	61	1	220
Weapons and explosives offences	4	5	-	3	6	7	-	25
Damage to property and to the environment	19	10	14	11	7	46	1	108
public order and other social code offences	1	3	1	-	1	3	-	9
Road Traffic offences (NEC)	595	368	339	226	222	889	20	2,659
Offences against Government, justice procedures and organisation of crime	322	264	258	195	139	547	9	1,734
Offences not elsewhere classified (NEC)	94	91	133	115	104	376	6	919
Total	1,382	1,029	1,080	824	743	3,158	46	8,262

Appendix B

CRIME STATISTICS CLASSIFICATION CODES

01 HOMICIDE OFFENCES

0101 MURDER/MANSLAUGHTER/INFANTICIDE

- 0111 Murder
- 0112 Manslaughter
- 0113 Infanticide

0102 DANGEROUS DRIVING LEADING TO DEATH

- 0121 Manslaughter (traffic fatality)
- 0122 Dangerous driving causing death
- 0123 Causing death by drunken driving

02 SEXUAL OFFENCES

021 RAPE AND SEXUAL ASSAULT

- 0211 Rape of a male or female
- 0212 Defilement of a boy or girl less than 17 years old
- 0213 Sexual offence involving mentally impaired person
- 0214 Aggravated sexual assault
- 0215 Sexual assault (not aggravated)

022 OTHER SEXUAL OFFENCES

- 0221 Incest
- 0222 Child pornography offences
- 0223 Child pornography - obstruction of warrant
- 0224 Gross indecency
- 0225 Attempted Rape

03 ATTEMPTS/THREATS TO MURDER, ASSAULTS, HARASSMENTS AND RELATED OFFENCES

031 ATTEMPTS/THREATS TO MURDER

- 0311 Murder-attempt
- 0312 Murder-threat (threat to kill)

0320 ASSAULTS

- 03201 Assault causing harm
- 03202 Poisoning
- 03203 Assault or obstruction of Garda/official, resisting arrest
- 03204 Minor assault
- 03205 Indecent assault on boy(s) under 14 years
- 03206 Indecent assault on females
- 03207 Assault O.A.B.H
- 03208 Assault common
- 03209 Common nuisance
- 03210 Other assaults
- 03211 Grievous harm
- 03212 Assault Police Officer

0330 03213 Assaulting person on duty

HARASSMENT AND RELATED OFFENCES

- 03301 Harassment, stalking, threats
- 03302 Coercion
- 03303 Menacing phone calls
- 03304 Incitement to hatred offences
- 03305 Demanding payment of debt causing alarm
- 03306 Use of insulting language

04 DANGEROUS OR NEGLIGENT ACTS

0410 DANGEROUS OR NEGLIGENT OPERATION OF A VEHICLE

- 04101 Dangerous driving causing serious bodily harm
- 04102 Driving/In charge of a vehicle while over legal alcohol limit
- 04103 Driving/In charge of a vehicle under the influence of drugs
- 04104 Dangerous/careless driving and motorway offences
- 04105 Speeding
- 04106 Causing death by leaving motor vehicle on a road

0420 042 OTHER DANGEROUS OR NEGLIGENT ACTS

- 04201 Endangerment with potential for serious harm/death
- 04202 Abandoning a child, child neglect and cruelty
- 04203 Unseaworthy/Dangerous use of boat or ship
- 04204 False alarm/Interference with aircraft or air transport facilities
- 04205 Endangering traffic offences
- 04206 Reckless and Negligent Acts

05 KIDNAPPING AND RELATED OFFENCES

0510 051 FALSE IMPRISONMENT, ABDUCTION

- 05101 False Imprisonment
- 05102 Abduction of person under 16 years of age
- 05103 Abduction

06 ROBBERY, EXTORTION AND HIGHJACKING OFFENCES

0610 ROBBERY

- 06101 Robbery of an establishment or institution
- 06102 Robbery of cash or goods in transit
- 06103 Robbery from the person
- 06104 Armed Robbery
- 06105 Attempted Robbery

0620 EXTORTION OFFENCES

- 06201 Blackmail, extortion

0630 HIJACKING OFFENCES

- 06301 Carjacking, high jacking/unlawful seizure of aircraft/vessel

07 BURGLARY AND RELATED OFFENCES

0710 BURGLARY

- 07101 Aggravated burglary
- 07102 Burglary (not aggravated)
- 07103 Possession of an article (with intent to burgle, steal, demand)
- 07104 Burglary and theft
- 07105 Burglary

08**THEFT AND RELATED OFFENCES****0810 THEFT/TAKING OF VEHICLE AND RELATED OFFENCES**

- 08101 Theft/Unauthorized taking of vehicle
- 08102 Interfering with vehicle (with intent to steal item or vehicle)
- 08103 Theft of a motor vehicle
- 08104 Theft of a motor vehicle using violence
- 08105 Theft of a motor vehicle using offensive weapon or firearms or threatening to use them
- 08106 Dealing in stolen motor vehicle or parts thereof
- 08107 Failure to report suspected stolen vehicle by motor dealer
- 08108 Selling or receiving a motor vehicle without document effecting such sale
- 08109 Failing to issue a declaration or certificate being a motor vehicle dealer
- 08110 Failing to present declaration or certificate being a motor vehicle purchaser
- 08111 Tempering with motor vehicle (Conceal or disguise identification)
- 08112 Failure to report the alteration or change of colour of a motor vehicle at registration office for amendment
- 08113 Driving motor vehicle without number plates or without satisfactory explanation
- 08114 Manufacturing instruments which may be in the commission of offence
- 08115 Making number plates or key for a person without seeing any identification for that person
- 08116 Breaking into motor vehicle
- 08117 Attempting to steal a motor vehicle
- 08118 Attempting to receive a stolen motor vehicle
- 08119 Conspiring with any other person in the commission of the offence
- 08120 Selling or assisting to sell a motor vehicle having reason to believe it is stolen

0820 THEFT (NOT VEHICLE)

- 08201 Theft from person
- 08202 Theft from shop
- 08203 Theft from vehicle
- 08204 Theft/Unauthorized taking of a pedal cycle
- 08205 Theft of, or interference with, mail, postal matter
- 08206 Theft of other property
- 08207 Theft common
- 08208 Store breaking and theft
- 08209 Theft by agent
- 08210 Theft by person in public service
- 08211 Theft by servant and clerk
- 08212 Theft from a person
- 08213 Theft of a postal matter
- 08214 House breaking and theft
- 08215 Stealing goods in transit

0830 HANDLING STOLEN PROPERTY

- 08301 Handling/ carrying or possession of stolen property
- 08302 In possession of property stolen outside Botswana
- 08303 Receiving stolen property

- 09 FRAUD, DECEPTION AND RELATED OFFENCES**
- 0910 FRAUD, FORGERY AND FALSE INSTRUMENT OFFENCES**
- 09101 Fraud, deception, false pretence offences
 - 09102 Forging an instrument to defraud
 - 09103 Possession of an article for use in fraud, deception or extortion
 - 09104 Falsification of accounts
 - 09105 Offences under the Companies Act
 - 09106 Offences under the Investment Intermediaries Act
 - 09107 Offences under the Stock Exchange Act
 - 09108 Forging licenses
 - 09109 Forgery and uttering
 - 09110 Making documents without authority
 - 09111 Alter document without authority
- 0920 OTHER FRAUD**
- 09201 Money laundering
 - 09202 Embezzlement
 - 09203 Fraud against the country
 - 09204 Importation/Sale/Supply of tobacco
 - 09205 Fraudulent appropriation of power
- 0930 COUNTERFEITING CURRENCY AND RELATED OFFENCES**
- 09301 Counterfeiting notes and coins
- 0940 CORRUPTION**
- 09401 Corruption (involving public office holder)
 - 09402 Official corruption
 - 09403 Removal of property under lawful seizure
- 10 CONTROLLED DRUG OFFENCES**
- 1010 IMPORTATION/MANUFACTURE OF DRUGS**
- 10101 Importation of drugs
 - 10102 Cultivation or manufacture of drugs
- 1020 POSSESSION OF DRUGS**
- 10201 Possession of drugs for sale or supply
 - 10202 Possession of drugs for personal use
- 1030 OTHER DRUG OFFENCES**
- 10301 Forged or altered prescription offences
 - 10302 Failure to produce order, prescription, or drug book for inspection
 - 10303 Possessing or using a habit forming drug
 - 10304 Failure to comply with conditions of drug permit or license
 - 10305 Dealing in habit forming drugs
 - 10306 Obstruction under the Drugs Act
 - 10307 Cause death through intoxicating drugs
- 11 WEAPONS AND EXPLOSIVES OFFENCES**
- 1110 EXPLOSIVES, CHEMICAL WEAPONS OFFENCES**
- 11101 Causing an explosion
 - 11102 Making of explosives
 - 11103 Possession of explosives
 - 11104 Chemical weapons offences

1120 FIREARMS OFFENCES

- 11201 Discharging a firearm
- 11202 Going armed in public
- 11203 Owning an arm without license
- 11204 Failure to comply with the demands of production of arm license or certificate
- 11205 Dangerous acts with arms
- 11206 Having in possession arms or ammunition while convicted of offence under this act
- 11207 Making false statement for the purpose of procuring registration as an arm dealer
- 11208 Making false entry in an arm dealers registry
- 11209 Failing to keep an arm or ammunition under safe custody
- 11210 Failure to report lost or stolen arm/ammunition
- 11211 Importing arms or ammunition without permit
- 11212 Exporting arms or ammunition without permit
- 11213 Possessing unregistered arms or ammunitions
- 11214 Selling arm or ammunition
- 11215 Disposing arms or ammunitions
- 11216 Transferring arms or ammunitions
- 11217 Manufacturing arms or ammunitions without Manufacturer' license
- 11218 Possessing special types of arms or ammunition
- 11219 Importing arms or ammunitions of war without permit
- 11220 Possessing unregistered arms or ammunition of war without permit
- 11221 Owning an arm or ammunition of war/arm without license
- 11222 Use of arms to resist arrest

1130 OFFENSIVE WEAPONS OFFENCES (NEC)

- 11301 Possession of offensive weapons (not firearms)

1140 FIREWORKS OFFENCES

- 11401 Fireworks Offences (for sale, IGNITING etc.)

12 DAMAGE TO PROPERTY AND TO THE ENVIRONMENT

1210 CRIMINAL DAMAGE

- 12101 Arson
- 12102 Criminal damage (not arson)
- 12103 Malicious injury to property

1220 ENVIRONMENTAL DAMAGE

- 12201 Litter offences

13 PUBLIC ORDER AND OTHER SOCIAL CODE OFFENCES

1310 DISORDERLY CONDUCT

- 13101 Affray/Riot/Violent disorder
- 13102 Public order offences
- 13103 Drunkenness offences
- 13104 Air rage-disruptive or drunken behaviour on aircraft

1320 TRESPASS OFFENCES

- 13201 Forcible entry and occupation (not burglary)

- 13202 Trespass on lands or enclosed areas
- 13203 Criminal trespass

1330 LIQUOR LICENSING OFFENCES

- 13301 Failure to keep register being a hotel liquor license premises
- 13302 Carrying on other businesses on licensed premises
- 13303 Altering licensed premises without approval by the licensing authority
- 13304 Selling intoxicating liquor without license
- 13305 Selling liquor to young persons
- 13306 Obstructing a health inspector to carry out his/her duty
- 13307 Selling intoxicating liquor to a drunken person
- 13308 Procuring drink for drunken person
- 13309 Making a false entry or statement in a hotel register
- 13310 Departing from licensed premises without paying
- 13311 Drinking liquor in a bottle store or on a prohibited area
- 13312 Failure to provide meals and accommodation being a hotel keeper
- 13313 Obstruct/resist licensed premises to be closed by authorised person
- 13314 Refusing to leave licensed premises
- 13315 Adulterating liquor
- 13316 Permitting licensed premises to be a brothel
- 13317 Making business or trading without a license/certificate
- 13318 Willingly making a false statement in a document
- 13319 Keeping wholesale quantities of intoxicating liquor on licensed premises
- 13320 Other Liquor licensing offences
- 13321 Other Registered clubs offences
- 13322 Other restaurant offences
- 13323 Operating beyond stipulated hours

1340 PROSTITUTION OFFENCES

- 13401 Brothel keeping
- 13402 Organization of prostitution
- 13403 Prostitution, including soliciting etc.

1350 REGULATED BETTING/MONEY, COLLECTION/TRADING OFFENCES

- 13501 Offences under the Betting Acts
- 13502 Collecting money without permit, unauthorized collection
- 13503 Offences under Gaming and Lotteries Acts
- 13504 Permit/License offences for casual/street trading

1360 SOCIAL CODE OFFENCES (NEC)

- 13601 Bestiality
- 13602 Indecency
- 13603 Allowing a child (under 16 years) to beg
- 13604 Bigamy
- 13605 Begging
- 13606 Rogues and vagabonds

14 ROAD AND TRAFFIC OFFENCES (NEC)

1410 DRIVING LICENCE/INSURANCE OFFENCES

- 14101 Driving license-failure to have, produce, etc.
- 14102 Insurance-failure to have, produce, display, etc.
- 14103 Driving an unlicensed motor vehicle.
- 14104 Failure to display road license.

1420 VEHICLE TAX/REGISTRATION OFFENCES

- 14201 Owning or driving unregistered motor vehicle
- 14202 Misuse of Trade License
- 14203 Failure to comply with conditions of motor dealer's license

1430 ROADWORTHINESS/REGULATORY OFFENCES

- 14301 Misuse of trailers, weight and other offences
- 14302 Obstruction under Road Traffic Acts
- 14303 Driving motor vehicle with worn out tires
- 14304 Driving motor vehicle with insufficient hand brake
- 14305 Driving motor vehicle with insufficient foot brake
- 14306 Drawing a trailer with inefficient braking foot brake
- 14307 Drawing motor vehicle not equipped with mudguard
- 14308 Driving motor vehicle with defective warning device
- 14309 Riding a bicycle with defective warning device
- 14310 Driving motor vehicle with shattered windscreen
- 14311 Driving motor vehicle with defective wipers
- 14312 Driving motor vehicle without mirrors, speedometer, fuel cap
- 14313 Driving motor vehicle with defective head lamps
- 14314 Driving motor vehicle with defective park lamps
- 14315 Driving motor vehicle with defective rear/tail lamps
- 14316 Driving motor vehicle with defective stop lights
- 14317 Driving motor vehicle with defective registration lamps
- 14318 Riding a bicycle at night without lamps
- 14319 Operating an animal drawn vehicle without a lamp
- 14320 Driving a motor vehicle with defective indicator
- 14321 Driving a motor vehicle with height exceeding 4.1 meters
- 14322 Riding bicycle on a dangerous position
- 14323 Failure to keep record of the driver
- 14324 Spanning more than two donkeys abreast
- 14325 Walking along / across the road in a dangerous manner
- 14326 Making noise / sounding instrument for the purpose of touting
- 14327 Permitting incompetent person to drive animal drawn vehicle
- 14328 Leaving animal drawn vehicle unattended
- 14329 Failure to stop at a level crossing
- 14330 Failure to close the gate
- 14331 Ungazetted identification plates
- 14332 Carrying passengers while a learner
- 14333 Failure to display red letter L
- 14334 Failure to obey warning sign on projecting loads overloading goods
- 14335 Carrying goods or passengers in a manner likely to obscure driver's view.
- 14336 Driving motor vehicle exceeding 10.5 meters during prohibited hours
- 14337 Failure to wear a protective helmet
- 14338 Failure to display number plates
- 14339 Driving a motor unaccompanied whilst a learner

- 14340 Permitting unlicensed person to drive
- 14341 Carrying a passenger, animal or article in front of a motor cycle driver
- 14342 Riding a motor vehicle in a dangerous position
- 14343 Causing damage to a motor vehicle
- 14344 Tampering with a motor vehicle
- 14345 Taking a motor vehicle without authority
- 14346 Leaving a motor vehicle unattended
- 14347 Obstructing a police officer
- 14348 Applying for a license without disclosing endorsement
- 14349 Failure to obey police direction or signal
- 14350 Failure to obey traffic signs or signals
- 14351 Careless driving (other vehicles)
- 14352 Reckless Driving (other vehicles)
- 14353 Drunken driving of other vehicles (not motor vehicles)
- 14354 Fraudulent use of imitated plates document or mark
- 14355 Giving false information to public servant
- 14356 Failure to stop and report an accident
- 14357 Failure to provide breath or blood specimen
- 14358 Leaving cattle unattended on main road
- 14359 Playing games obstructing road ushers
- 14360 Lead, drive animal or vehicle on foot path
- 14361 Fraudulent application for driving license
- 14362 Failure to stop and report a fatal accident
- 14363 In charge of a motor vehicle whilst unfit through drinks
- 14364 Reckless drinking (motor vehicle)
- 14365 Using a motor vehicle in such condition as to constitute danger to the public
- 14366 Traffic in obscene publication
- 14367 Driving while disqualified
- 14368 Other road offences
- 14369 Careless and inconsiderate Driving

1440 ROAD TRANSPORT/PUBLIC SERVICE VEHICLE OFFENCES

- 14401 Road Transport - carriage of goods offences
- 14402 Overloading passengers in a P.S.V
- 14403 Using a P.S.V without a P.S.V driving license
- 14404 Operating P.S.V in unhygienic condition
- 14405 Driving a P.S.V without a fire extinguisher
- 14406 Conducting without conducting P.S.V
- 14407 Driving P.S.V without P.S.V driving license
- 14408 Driving P.S.V without due care and attention
- 14409 P.S.V reckless driving
- 14410 Disobeying P.S.V. driver /conductor not to enter because it is full
- 14411 Public Service Vehicle offences
- 14412 Light rail offences (Luas)

15 OFFENCES AGAINST GOVERNMENT, JUSTICE PROCEDURES AND ORGANISATION OF CRIME

1510 OFFENCES AGAINST GOVERNMENT AND ITS AGENTS

- 15101 Treason
- 15102 Breaches of Offences Against the State Acts
- 15103 Breaches of Official Secrets Act
- 15104 Impersonating member of An Garda Síochána

- 15105 Electoral offences including personation
- 15106 Public mischief-annoying phone calls, wasting police time
- 15107 Criminal Assets Bureau offences
- 15108 Non-compliance with Garda direction
- 15109 Destruction of statutory document
- 15110 Traffic in obscene publication
- 15111 Abuse of office
- 15112 False assumption of authority
- 15113 False information to a public officer
- 15114 Personating persons employed in public service
- 15115 Tampering with public officers
- 15116 Undermining authority of a public service
- 15117 Refusal to be searched by authorized person
- 15118 Holding any interest without permission from the minister
- 15119 Possession of stamp dye
- 15120 Wearing nurses uniform
- 15121 Failure to disclose conflict of interest
- 15122 Failure to explain standard of living/possession of unexplained property
- 15123 Failure to pay compensation/wages
- 15124 Failure to provide necessities

1520 ORGANISATION OF CRIME AND CONSPIRACY TO COMMIT CRIME

- 15201 Criminal organization offences (organized crime)
- 15202 Conspiracy to commit a crime

1530 PERVERTING THE COURSE OF JUSTICE

- 15301 Perjury
- 15302 Interfering with a jury (embracery)
- 15303 Assisting offenders
- 15304 Public mischief, pervert course of justice, conceal offence
- 15305 Obstructing court officers
- 15306 Destroying evidence
- 15307 Interfering with a witness

1540 OFFENCES WHILE IN CUSTODY AND RELATED OFFENCES

- 15401 Escape or help to escape from custody
- 15402 Prison offences
- 15403 Attempt from lawful custody

1550 BREACH OF JUSTICE/COURT ORDER

- 15501 Breach of Domestic Violence Order (protection, safety, barring)
- 15502 Breach of the peace
- 15503 Breach of bail
- 15504 Failure to comply under Sex Offenders Act
- 15505 Breach of order under Family Law Act
- 15506 Dealing in any assets subject to an order of the court
- 15507 Other failure to comply with court order, jury summons, warrant etc.

16 OFFENCES NOT ELSEWHERE CLASSIFIED (NEC)

1610 IMPORTATION/CONTROL/WELFARE OF ANIMALS OFFENCES

- 16101 Illegal importation of animals
- 16102 Control of horses offences

- 16103 Dog ownership offences (license, control etc.)
- 16104 Injuring animals
- 16105 Killing animals with intent to steal
- 16106 Unlawful wounding
- 16107 Offences against animals
- 16108 Non-reporting of matimela
- 16109 Unlawful importation or possession on acquisition of ivory

1620 FISHERIES/MARITIME OFFENCES

- 16201 Breaches of fishing quota/related regulation

1630 USE OF DATA, ELECTRONIC COUNTERFEIT AND BROADCASTING OFFENCES

- 16301 Unauthorized accessing of data
- 16302 Recording, possession, distribution of counterfeit material
- 16303 Unauthorized broadcasting and illegal signal reception

1640 IMMIGRATION OFFENCES/ CARRIER LIABILITIES

- 16401 Overstaying in Botswana
- 16402 Making a contradictory statement for the purpose of entering Botswana
- 16403 Unlawful entry in Botswana
- 16404 Failure to comply with visit conditions
- 16405 Failure to transmit residential permit to the board
- 16406 Failure to transmit residential permit to the minister
- 16407 Re- entering Botswana as a prohibited immigrant
- 16408 Aiding or abetting unlawful entry
- 16409 Forging certificates or documents for the purpose of entering Botswana
- 16410 Uttering or using false certificate or document for the purpose of entering Botswana
- 16411 Unlawful possession of residential permit
- 16412 Delivering residential permit, passport or other I.D document for the use by other person
- 16413 Forging or altering unlawfully a residential permit, passport or any I.D document

1650 STOCK THEFT

- 16501 Duty to ascertain bonafides of seller of stock
- 16502 Trespass with intent to steal
- 16503 Night delivery of stock
- 16504 Making false statement in a certificate
- 16505 Failure to produce removal certificate
- 16506 Tampering with stock or produce
- 16507 Possession of stolen stock
- 16508 Dealing in stolen stock or produce
- 16509 Stealing stock or produce

1660 PRECIOUS STONES OFFENCES

- 16601 Failure to report discovery of precious stones
- 16602 Entering any protection area when the exclusion order is still in force
- 16603 Making false statement in order to apply for dealers license or permit
- 16604 Signing false notes of sale and purchase
- 16605 Dealing in rough or uncut precious stone to keep register of transaction
- 16606 Failure to deliver picked or found precious stone to the police station
- 16607 Dealing in precious stones during night time, Sunday or holidays
- 16608 Making false declaration of discovery of precious stones

- 16609 Placing of precious stones where not naturally found
- 16610 Unlawful dealing in and possession of rough or uncut precious stones
- 16611 Purchases from or sale to unauthorized person
- 16612 Failure to report imported precious stone in the district
- 16613 Unlawful mining

1670 MISCELLANEOUS OFFENCES

- 16701 Abortion
- 16702 Procuring or assisting in abortion
- 16703 Concealment of birth
- 16704 Destroying/Disposing of a dead body
- 16705 Pawn broking offences
- 16706 Offences in connection with rail travel
- 16707 Employment permit offences (relating to non-Batswana national)
- 16708 Idle and disorderly person
- 16711 Cheating
- 16712 Entering dwelling with intent to commit offence
- 16713 Obtaining by false pretences
- 16715 Attempt to commit an offence
- 16716 Unnatural offence
- 16717 Accessory after fact
- 16718 Demanding property with menace
- 16719 Attempt to procure abortion
- 16720 Attempt to commit unnatural offence
- 16721 Issuing cheque with no funds

Private Bag 0024
Gaborone
Tel: 3671300
Fax: 3952201
Toll Free: 0800 600 200

Private Bag F193,
City of Francistown
Botswana
Tel. 241 5848,
Fax. 241 7540

Private Bag 32
Ghanzi
Tel: 371 5723
Fax: 659 7506

Private Bag 47
Maun
Tel: 371 5716
Fax: 686 4327

E-mail: info@statsbots.org.bw
Website: <http://www.statsbots.org.bw>

ISBN: 978 99968-479-1-2 (e-book)



STATISTICS BOTSWANA