



ISBN NO: 978-99968-458-3-3

# CRIME STATISTICS REPORT 2017



**STATISTICS BOTSWANA**

Published by

STATISTICS BOTSWANA  
Private Bag 0024, Gaborone  
Tel: 3671300 Fax: 3952201  
E-mail: info@statsbots.org.bw  
Website: www.statsbots.org.bw

**March 2019**

Contact: **Crime, Civil and Vital Unit  
Census and Demography Division**

Tel: (267)3671300  
(267)3718148  
Fax: (267) 3952201

**ISBN NO: 978-99968-458-3-3**

*Extracts may be published if source  
is duly acknowledged*

Copyright © Statistics Botswana 2019





# CRIME STATISTICS REPORT 2017

## PREFACE

This is the ninth report produced by Statistics Botswana on Crime statistics. The report covers completed criminal cases at the magistrate courts. It provides findings of the 2017 decided criminal cases from all magistrates in Botswana.

The report is based on data obtained from all twenty six magisterial courts, two regional offices in the Country. The analysis is only focused on decided criminal cases and excludes other cases such as civil and matrimonial cases and all pending cases. The crime classification used in the analysis of the data was adopted from the Irish Crime classification and adapted for the Botswana situation. Data was sourced electronically from the Case Information Management System (CIMS), located at the Gaborone High Court, it was then processed and the report produced.

This Report has an introductory background followed by discussion of findings, conclusion, and tables and crime classification schedule appended at the end. For analysis, offences were classified into broader Crime Classifications as follows; homicide, sexual, threat to murder, dangerous or negligent acts, kidnapping, robbery, burglary, theft and related offences, fraud, controlled drugs, weapons and explosives, damage to property, public order and other social code, road and traffic, offences against government and justice procedures and then offences not elsewhere classified category.

I would like to acknowledge and appreciate the contributions of the Administration of Justice for providing data for the production of this report.



---

B. Mguni  
**Statistician General**  
**March 2019**

## CONTENTS

Preface.....	4
<b>1.0 Introduction.....</b>	<b>6</b>
1.1 Coverage.....	6
1.2 Challenges.....	6
<b>2.0 FINDINGS.....</b>	<b>7</b>
2.1 Trend of total accused, 2009-2017.....	7
2.2 Decided Cases by Months.....	7
2.3 Accused by Sex and Age.....	7
2.4 Decided cases by Magistrate courts.....	9
2.5 Offences Committed.....	9
2.6 Accused by Age.....	10
2.7 Plea.....	11
2.8 Verdicts.....	12
2.9 Sentence.....	12
2.10 Length of time elapsed.....	13
<b>4.0 Conclusion.....</b>	<b>13</b>
<b>Appendix A.....</b>	<b>14</b>
Table 1: Percentage Distribution of Decided Cases and accused by Magisterial Courts – 2017.....	14
Table 2: Total Number of decided cases by Magistrate Courts: 2010-2017.....	15
Table 3: Cases disposed by offence and elapsed time from initial filing to final decision- 2017.....	16
Table 4: Number of Accused by Magisterial Court, Sex and Age, 2017.....	17
Table 5: Total number of Offences by Magisterial Court and Sex of Accused - 2017.....	20
Table 6: Total Number of Offences by Sex and Age of Accused, 2017.....	24
Table 7: Number of accused by offence, verdict and Sex, 2017.....	26
Table 8: Percentage distribution of accused by offence and verdict – 2017.....	30
Table 9: Number of accused by plea entered and verdict -2017.....	31
Table 10: Number of cases by verdict and length of time elapsed from initial filing to final decision – 2017.....	31
<b>Appendix B.....</b>	<b>32</b>

## 1.0 Introduction

This report is published annually by the Crime and Vital Statistics Unit of Statistics Botswana. The data analysed is extracted from the Case Information management System (CIMS) of the Administrative of Justice. The report currently highlights only decided criminal cases attended to and closed by Magistrate Courts in the year 2017.

Magistracy performs a very pivotal role in the Judiciary of this country. The Magistrates trial the bulk of the offences committed in this country and they handle the bulk of common disputes between ordinary citizens of Botswana while other complex cases are referred to the high courts.

The following services are obtainable at the Courts:

- Family related cases such as paternity and maintenance orders
- Adoption of children
- Restraining orders in domestic violence cases
- Civil suits; here individuals sue others for non-payment of debts, breach of contracts, etc.
- Motion Court
- Criminal trials- Magistrates Courts hear the bulk of criminal cases such as rape, robbery, theft, assault etc.

It should however be noted that this report currently restricts itself to the analysis of criminal cases tried in these courts. Data is received from the High Court in electronic format, edited, offences categorised according to the adopted Crime Classifications and court case statistics reports produced yearly. Magisterial Courts are categorized into two regions as follows:

1. The Southern region which comprises of the Broadhurst Magisterial Court, Village, Extension II, Ramotswa, Lobatse, Jwaneng, Mochudi, Kanye, Molepolole, Hukuntsi, Tsabong, and Gantsi Magisterial Courts.
2. The Northern region includes the Francistown Magisterial Court, Selibe- Phikwe, Bobonong, Mahalapye, Serowe, Palapye, Letlhakane, Masunga, Maun, Gumare and Kasane Magisterial Courts.

For the purpose of analysis, offences have been classified into the broad categories of: homicide, sexual, threat to murder, dangerous or negligent acts, kidnapping, robbery, burglary, theft and related offences, fraud, controlled drugs, weapons and explosives, damage to property, public order and other social code, road and traffic, offences against government and justice procedures and the offences not elsewhere classified in these categories. These broad classifications were adopted from the Irish Crime Classification.

The report provides a profile of the characteristics of the defendants, and data about the offences which they have been charged with, their guilt or innocence, and sentence outcomes for those proven guilty.

It should however be noted that not all decided cases were initially filed in 2017, but some have been brought forward from previous years and concluded or decided in the year 2017. Also not all cases registered in 2017 were disposed of in the same year and as such are carried forward to the next year.

### 1.1 Coverage

Statistics Botswana (SB) analyses secondary data on criminal cases from all Courts in Botswana. The data is collected by the Administration of Justice department (AOJ) through the Case Information Management System (CIMS). All Magistrate Courts in the country are connected to the system that is housed at the Gaborone High Court and information on cases is entered directly into the system in real time. The data needed for statistical purposes is then extracted and given to SB in electronic format for analysis.

### 1.2 Challenges

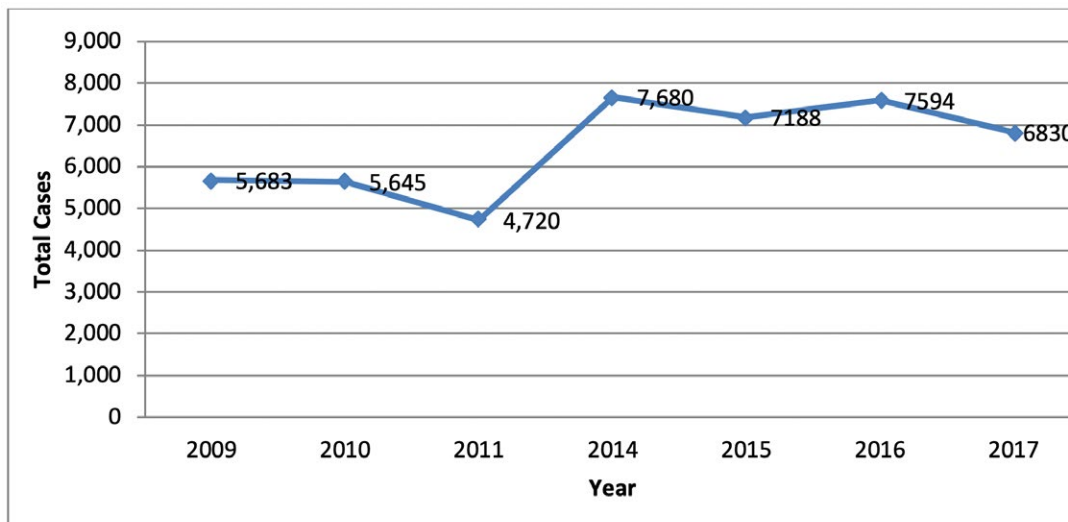
Since the information in the system is meant largely for administrative purposes, some variables, crucial for statistical purposes, such as sex and age of the accused, date of initial filing, date of judgement are at times omitted. In some cases offences and verdicts were not consistently entered into the system, leading to a lengthened and cumbersome process of data cleaning, classification and coding.

## 2.0 FINDINGS

### 2.1 Trend of total accused, 2009-2017

Chart 1 below, shows the trend distribution of decided cases from 2009 to 2017. The number of decided cases have been increasing over the years with the lowest decided cases realised in 2011 (4,720) and the highest in 2014 (7,680). There was a slight decrease in cases disposed of, from 7,594 cases in 2016 to 6,830 in 2017.

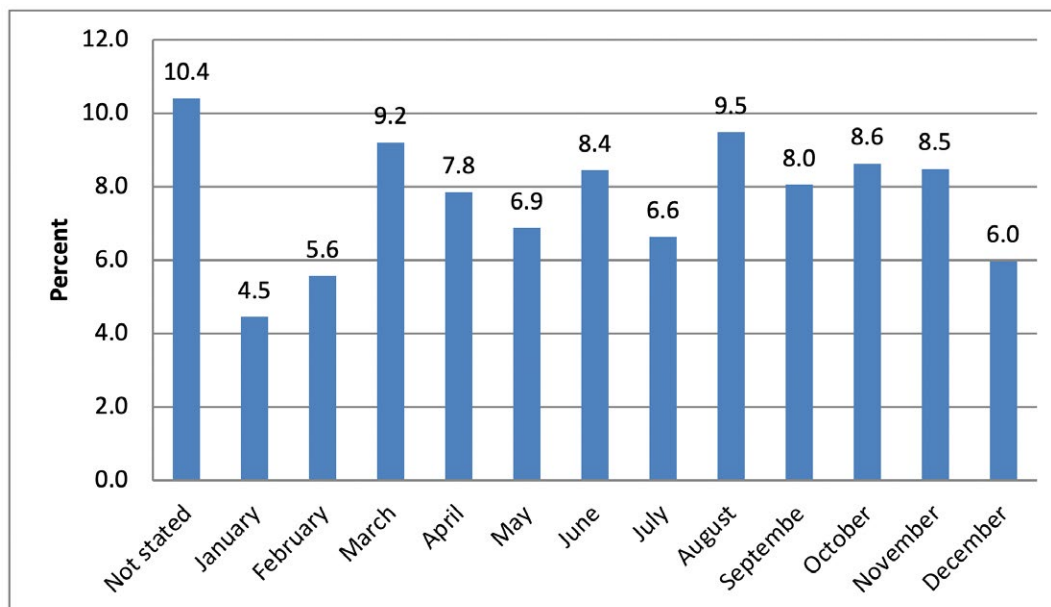
**Chart 1: Decided cases, 2009 – 2017**



### 2.2 Decided Cases by Months

The results show that there were 6,830 decided cases in 2017. The highest proportion (10.4 percent) of cases was decided on dates that were not specified, this was followed by 9.5 percent cases disposed of in August. On average 4.5 percent of cases were disposed of monthly.

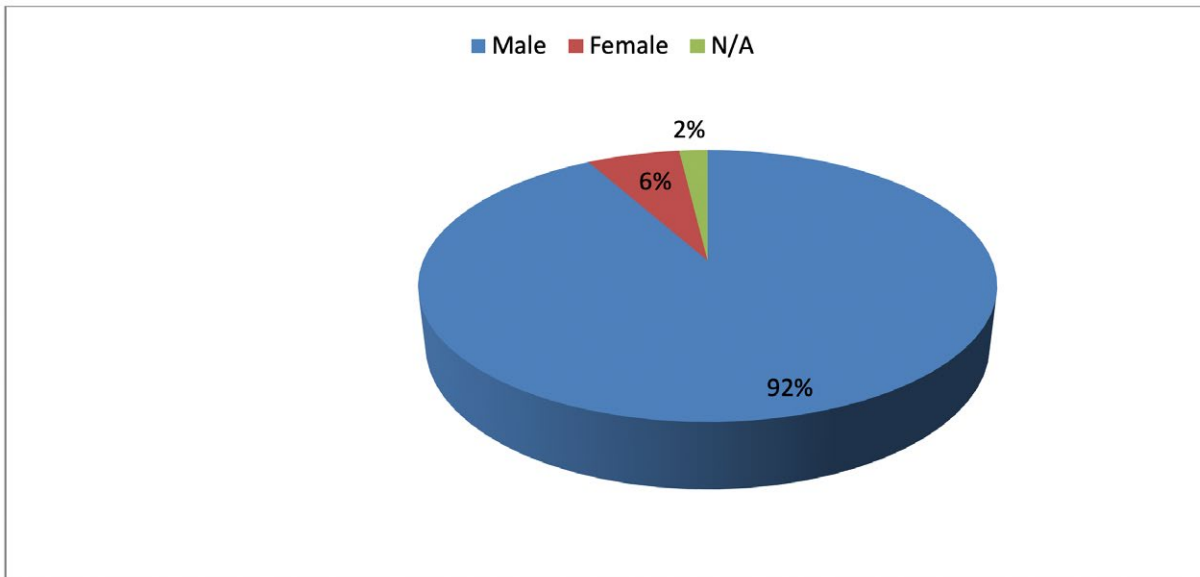
**Chart 2: Percentage Distribution of Decided Criminal Cases by Month, 2017**



### 2.3 Accused by Sex and Age

Chart 3 below depicts that female participation in criminal activities was low compared to their male counterparts. Overall, males constituted 92.0 percent of the accused while females constituted only 6.0 percent. Only 2.0 per cent of the accused persons did not have their sex stated.

**Chart 3: Percentage Distribution of accused by Sex, 2017**



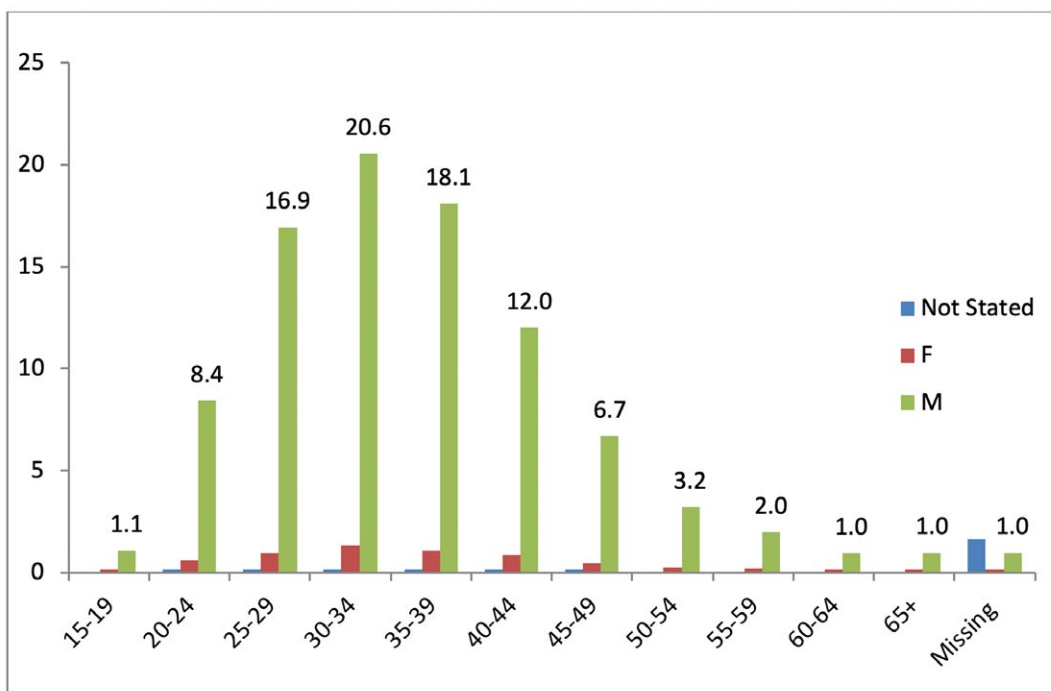
Throughout all the age groups, male proportions were higher than female proportions. High numbers of accused were recorded from age groups 25-29, to age group 35-39, with a peak at age group 30-34 for both sexes. This trend has been observed since time back.

The year 2017 recorded 20.6 percent accused males aged 30-34, about 18 percent aged 35-39 and 16.9 percent aged 25-29 years. The chart further shows that for females the same age groups show higher percentages of accused as their male counterparts (chart 4).

The findings show that the number of females accused is highest at age group 30-34 with 1.3 percent, a difference of 19.3 percentage points lower to their male counterparts. The accused males whose age was not specified was recorded at 1.0 and compared to 0.1 percent of their female counterparts. The accused who had neither their gender nor age stated was recorded at 2.7 percent.

The results show that crime is mostly prevalent at younger ages and decreases as age increase for both sexes. This trend follows the same pattern observed in earlier years for both age and sex.

**Chart 4: Percentage Distribution of accused by Sex and Age group-2017**

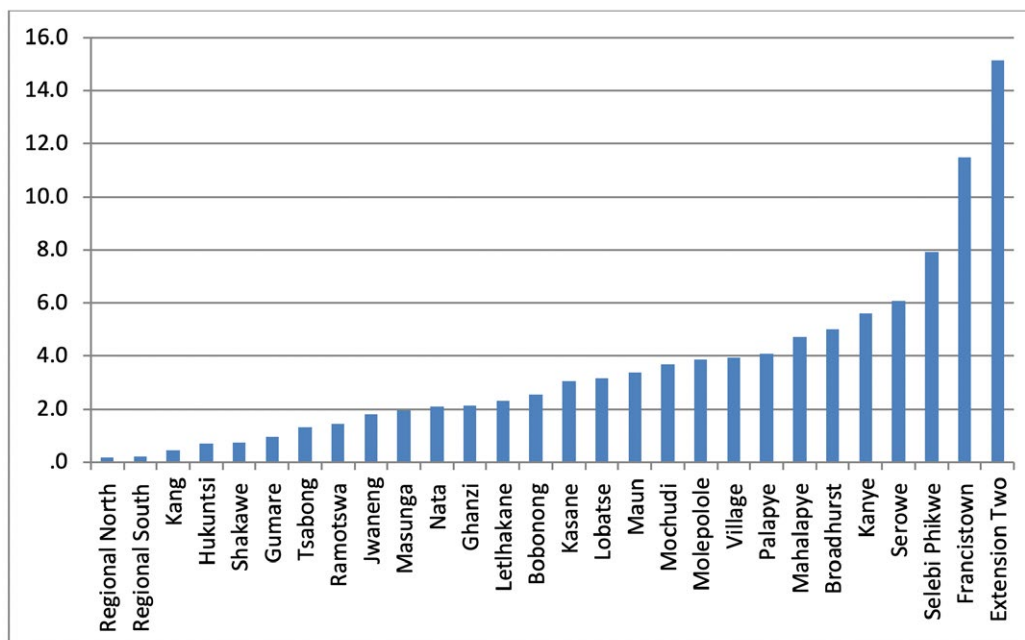




## 2.4 Decided cases by Magistrate courts

Of the 6,830 cases disposed across all magistrates' court in 2017, Extension II Magistrate court accounted for the highest percentage of cases with 15.2 percent cases disposed of, followed by the Francistown Magistrate court at 11.5 percent. The lowest was recorded at the Regional North and Regional South courts with 0.2 percent each of all the cases decided in 2017. This is expected as the regional courts attend only to cases that cannot be attended by the magistrate's courts in their regions for given reasons, for example, where the magistrate recuses him/herself.

**Chart 5: Percentage distribution of decided cases by Magisterial Courts, 2017**



## 2.5 Offences Committed

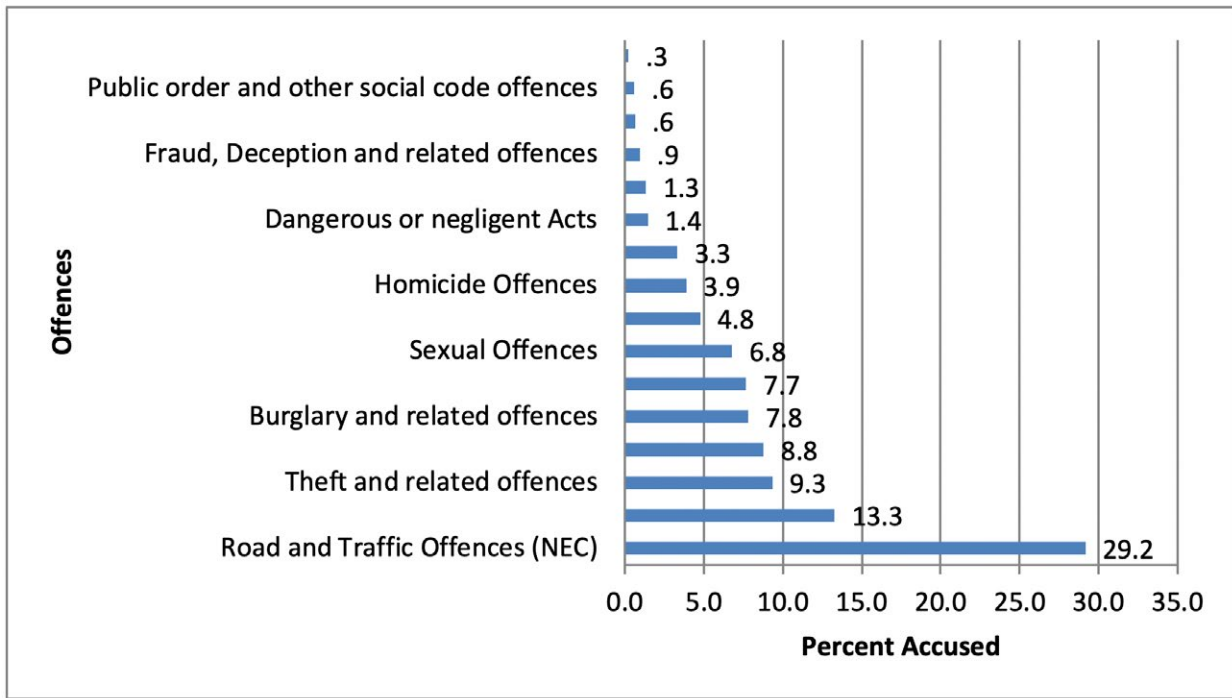
At most four of the offences committed by an accused were analysed in this report but when analysing by verdict and sentence pronounced the main offence, i.e the one that attracted the most stringent verdict, was used. Similarly the most stringent sentence was taken in cases where there were more than one sentences. This was done according to the Manual for the development of a system of criminal justice statistics (UN,2003).

The findings of the report shows that the total number of offences recorded from the decided cases in 2017 stands at 10,540 compared to 12,021 recorded in 2016. Chart 6 shows that Road and Traffic Offences (NEC) was the most common offence committed accounting for 29.2 percent of all the offences committed. This offence involves but not limited to driving Licence/insurance offences, vehicle/tax registration offences, roadworthiness/regulatory offences and road transport/public service vehicle offences.

There were 25 cases (Table 5) involving kidnapping and related offences during the year 2017 compared to 17 in 2016. This is a cause for concern as this kind of offence has been rare over the years but now seems to increase with time. A significant number of offences not elsewhere classified (13.3 percent) was recorded. Sexual offences constituted 6.8 percent of all decided cases, It should however be noted that though closed at magistrates courts all homicide cases are committed to the High Court for trial and final judgement.

The majority of accused male persons (27.3 percent) were trialed for Road traffic offences (NEC), this was followed by 14.2 percent males (1,384 persons) who were accused of theft and related offences. On the other hand females trialed for dangerous and negligent acts accounted for 1.4 percent (147 persons), being the highest among females, followed by Offences not classified elsewhere with 1.1 percent.

**Chart 6: Percentage Distribution of Offences Committed, 2017**



## 2.6 Accused by Age

The majority of the accused were concentrated within the youth population aged 25 - 39; this is depicted by chart 7 and table 1 below.

**Chart 7: Percentage distribution of Accused by age, 2017**

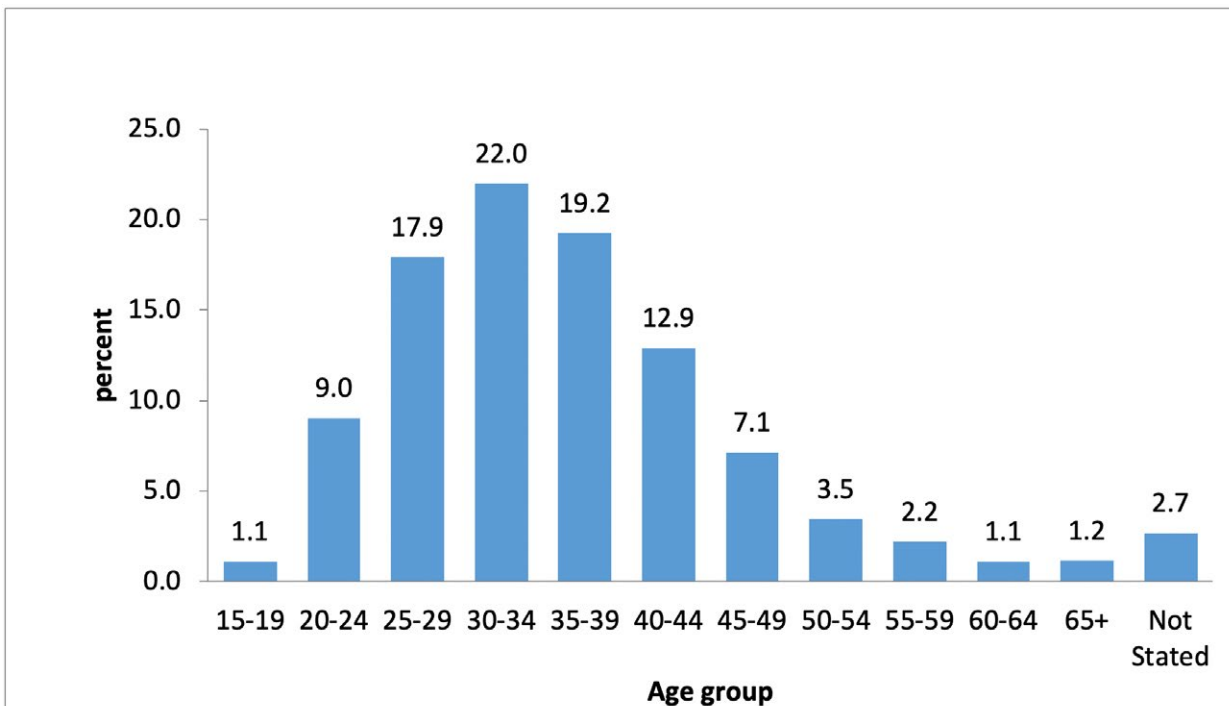


Table 2.1 shows percentage distribution of offences by age of accused persons involved. The distribution reveals that youth were leading in different types of crimes with the age group 30-34 leading at 22.0 percent of total offences recorded. The results show that the accused who appeared for hearing for homicide were concentrated within age groups 20-24 up to 35-39 with age group 30-34 and 25-29 accounting for 22.0 and 19.2 percent respectively. These were followed by age group 25-29 with 17.9 percent and 40-44 accounting for 12.9 percent

It is evident from the results that most of the offences are committed by persons aged 25-34. Highest proportions for almost all offences are recorded in these age groups. It is however interesting to note that offences involving fraud and

deception and offences against government, justice procedures and organisation of crime are more prevalent among those aged 35 and above. The 20-24 years olds also are more involved in cases involving sexual offences, robbery, burglary, homicide and theft and related offences accounting for more than 10 percent in each of the offences. Overall, the 65+, 60-65 and 15-19 age groups are the least in terms of crime committal, with percentages of 0.8, 1.4 and 1.0 respectively.

**Table 2.1: Percentage Distribution of Offences by Age Group of Accused, 2017**

Offences	Age group												Total
	15-19	20-24	25-29	30-34	35-39	40-44	45-49	50-54	55-59	60-64	65+	Not Stated	
Homicide Offences	3.8	14.2	21.8	18	16.2	7.4	6.5	2.9	1.8	2.1	0.9	4.4	100
Sexual Offences	2	20.1	26.3	24.3	11.5	7.9	2.7	1.7	0.7	0.8	1.2	0.8	100
Attempts/Threats to murder, Assaults, Harassments and related Offences	0.9	9.7	16.3	23.9	16.9	11.7	7.3	3.7	2.5	1.6	2.8	2.5	100
Dangerous or negligent Acts	-	4	15.9	20.6	20.6	21.4	7.1	1.6	4.8	1.6	-	2.4	100
Kidnapping and related offences	-	4.5	13.6	18.2	18.2	9.1	18.2	4.5	4.5	-	-	9.1	100
Robbery, extortion and high jacking offences	2.2	21.2	30.8	21.4	15.4	3.4	1.9	0.2	0.2	0.2	-	3.1	100
Burglary and related offences	2.5	12.7	24.1	29.5	18	6.4	2.3	1.8	1	-	0.1	1.5	100
Theft and related offences	3.7	12.5	19.7	23.7	18.5	10.7	4.5	2.6	1	0.5	0.7	2	100
Fraud, Deception and related offences	-	2.4	3.6	15.7	14.5	28.9	10.8	8.4	4.8	6	-	4.8	100
Controlled drug offence	0.3	8.3	17.6	21.7	18.3	12.8	9.3	2.4	2.1	2.8	2.4	2.1	100
Weapons and explosive offences	-	3.6	10.9	21.8	25.5	7.3	9.1	1.8	3.6	1.8	1.8	12.7	100
Damage to property and to the environment	0.9	6	26.7	30.2	12.9	7.8	6.9	3.4	3.4	0.9	0.9	-	100
Public order and other social code offences	-	9.4	15.1	3.8	7.5	9.4	3.8	1.9	7.5	-	1.9	39.6	100
Road and Traffic Offences (NEC)	-	3.6	17.1	22.7	23.1	15.6	8.1	4.2	2.2	0.7	0.5	2.1	100
Offences against Government, justice procedures and organisation of crime	0.1	1.7	5.2	13.5	23.3	23	14.4	7.4	5.1	2.1	1.7	2.5	100
Offences not elsewhere classified (NEC)	0.7	11.4	15.1	20.1	18.2	13.1	8.1	3.1	2.4	1.5	2.6	3.8	100
<b>Total</b>	<b>1.1</b>	<b>9</b>	<b>17.9</b>	<b>22</b>	<b>19.2</b>	<b>12.9</b>	<b>7.1</b>	<b>3.5</b>	<b>2.2</b>	<b>1.1</b>	<b>1.2</b>	<b>2.7</b>	<b>100</b>

## 2.7 Plea

Table 2.2 below shows that 2,637 accused pleaded guilty, out of them 83.4 were pronounced guilty and sentenced and 11.9 percent were withdrawn. Of the 3,605 who pleaded not guilty 26.4 percent were found guilty and sentenced, 40.2 percent were withdrawn and 21.4 percent were acquitted and discharged. About 2,500 mentioned other pleas and a majority of these cases were withdrawn (67.3) and 10.4 percent of them were acquitted and discharged. Only 6.3 percent were committed to the high court.

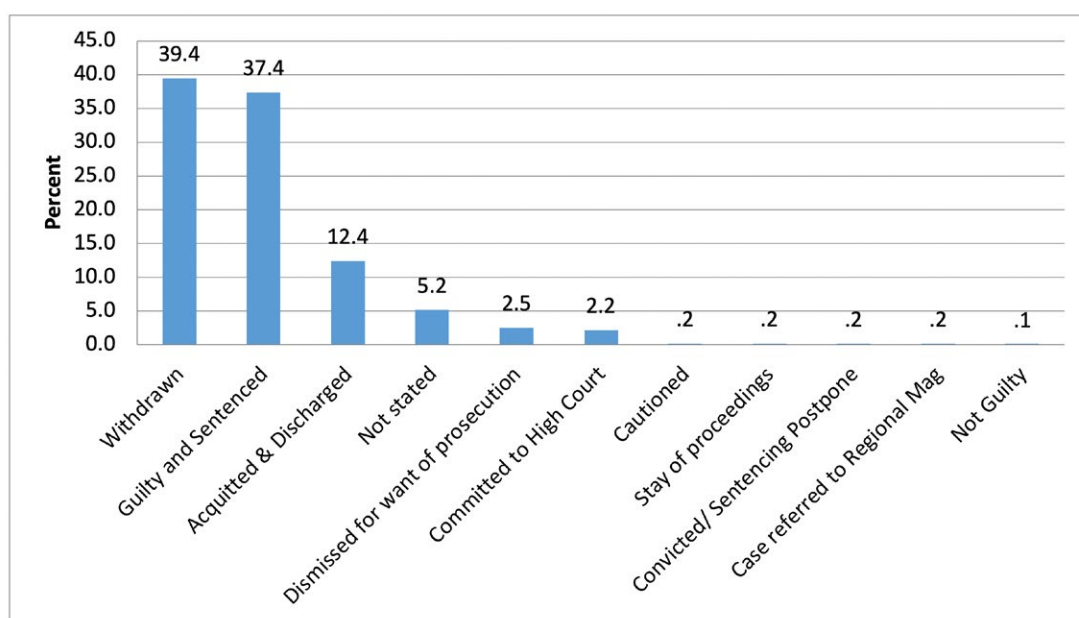
**Table 2.2 : Guilty and Not guilty plea by verdict – 2017**

Plea	Verdict											Total
	Not stated	Acquitted & Discharged	Case referred to Regional Mag	Cautioned	Committed to High Court	Convicted/ Sentencing Postpone	Dismissed for want of prosecution	Guilty and Sentenced	Not Guilty	Stay of proceedings	Withdrawn	
Guilty	1.4	2	0	0.4	0	0.2	0.7	83.4	0	0	11.9	2,637
Not Guilty	6.5	21.4	0.2	0.3	0.9	0.2	3.5	26.4	0.1	0.2	40.2	3,605
Other	7.2	10.4	0.3	0	6.3	0	3	4.8	0	0.6	67.3	2,502

## 2.8 Verdicts

Chart 8 shows that 39.4 percent of the accused cases were withdrawn followed closely by those who were found guilty and sentenced accounting for 37.4 percent of the cases. The data also shows that 12.4 percent were acquitted and discharged. Some of the cases were dismissed for want of prosecution (2.5 percent) and for 5.2 percent of the accused the verdict was not stated. Those who were cautioned accounted for 0.2 percent. The remaining were either committed to high court, convicted /sentence postponed or stay of proceedings.

**Chart 8: Percentage distribution of verdict -2017**



Homicide or murder cases are not trialled at Magistrate courts but are rather closed and transferred to the High Courts. The accused for homicide cases only appear at Magistrate Courts for mention while preparations are being made to hand over to the High Courts which are mandated with dealing with such cases.

## 2.9 Sentence

Various types of sentences are imposed depending on the seriousness of the offence and the previous criminal history of the offender.

Out of 3,269 accused who were found guilty and sentenced in 2017, the accused persons were either sentenced to pay fines or given a custodial or corporal punishment and in some instances sentences were not specified. Other sentences include a combination of sentences. Most of the offences were left without sentences there were so many gaps in that it became a challenge to make reasonable interpretation of the results (Table 2.3).

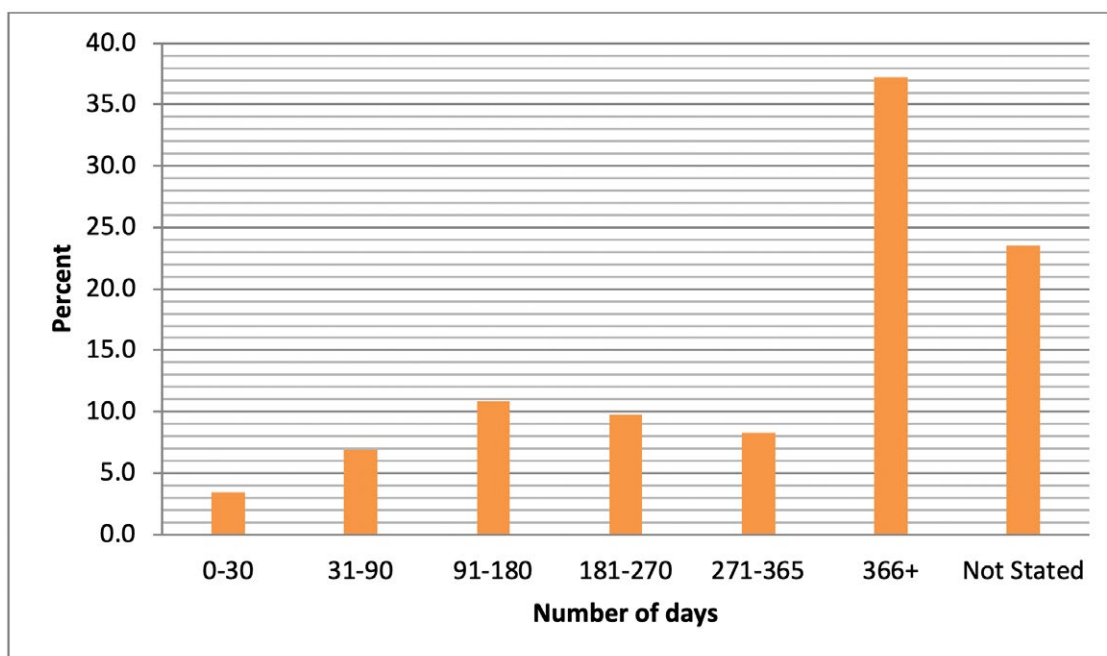
**Table 2.3: Accused found guilty by sentence - 2017**

	Verdict	
	Guilty and Sentenced	Percentage
<b>Sentence</b>		
Not Stated	2,249	68.8
Corporal with suspended	24	0.7
Corporal Punishment	20	0.6
Custodial Sentence	28	0.9
Custodial with corporal	4	0.1
Suspended Sentence	31	0.9
Corporal with suspended	102	3.1
Custodial Sentence	189	5.8
Custodial with corporal punish	20	0.6
Fine	483	14.8
Fine With Custodial	11	0.3
Fine with Suspended	39	1.2
Suspended Sentence	69	2.1
<b>Total</b>	<b>3,269</b>	<b>100</b>

### 2.10 Length of time elapsed

In 2017, about 3.4 percent of all cases were finalised in all courts in 0-30 days (less than a month) Around 39.2 percent of cases were finalized within a year. About 23.5 percent of cases had missing length of time (date of initial filing and or date of final judgement were not stated). Around 37 percent of cases took more than a year to finalize. (Chart 9). The results show that there is a delay in completion of cases, shown by less than 50 percent of cases completed within a year.

**Chart 9: Percent distribution of time elapsed- 2017**



### 4.0. Conclusion

The distribution of offences among the different age groups shows that youths to middle aged people (ages 20-34) are relatively more prone to committing crimes than other age groups and males take dominance in all criminal activities. Overall participation in criminal activities decreases as age increases.

## Appendix A

**Table 1: Percentage Distribution of Decided Cases and accused by Magisterial Courts – 2017**

	Decided Cases	Percent	Number Accused	Percent
<b>Margistrate Court</b>				
Bobonong	173	2.5	198	2.3
Broadhurst	342	5	561	6.4
Extension Two	1035	15.2	1153	13.2
Francistown	785	11.5	998	11.4
Ghanzi	146	2.1	195	2.2
Gumare	65	1	82	0.9
Hukuntsi	47	0.7	73	0.8
Jwaneng	124	1.8	139	1.6
Kang	30	0.4	43	0.5
Kanye	383	5.6	491	5.6
Kasane	209	3.1	246	2.8
Letlhakane	159	2.3	221	2.5
Lobatse	216	3.2	282	3.2
Mahalapye	322	4.7	411	4.7
Masunga	134	2	156	1.8
Maun	232	3.4	286	3.3
Mochudi	252	3.7	359	4.1
Molepolole	264	3.9	381	4.4
Nata	144	2.1	191	2.2
Palapye	279	4.1	321	3.7
Ramotswa	97	1.4	118	1.3
Regional North	13	0.2	23	0.3
Regional South	14	0.2	44	0.5
Selebi Phikwe	540	7.9	686	7.8
Serowe	415	6.1	495	5.7
Shakawe	51	0.7	56	0.6
Tsabong	90	1.3	108	1.2
Village	269	3.9	427	4.9
<b>Total</b>	<b>6830</b>	<b>100</b>	<b>8744</b>	<b>100</b>

**Table 2: Total Number of decided cases by Magistrate Courts: 2010-2017**

	2010	2011	2014	2015	2016	2017
<b>Magisterial Court</b>						
Broadhurst	511	406	653	333	420	342
Village	285	377	540	202	329	269
Extension 2	494	530	1312	1332	1152	1035
Francistown	503	688	1624	1087	915	785
Lobatse	481	305	503	391	311	216
Selibe Phikwe	212	409	580	650	724	540
Jwaneng	249	98	206	148	125	124
Kanye	8	15	306	260	319	383
Ramotswa	75	65	107	88	78	97
Molepolole	272	238	465	359	350	264
Mochudi	236	198	341	222	265	252
Serowe	254	-	23	63	408	415
Palapye	169	128	330	358	280	279
Mahalapye	453	250	306	178	326	322
Letlhakane	237	210	240	167	160	159
Masunga	141	6	197	143	165	134
Maun	229	332	494	432	369	232
Kasane	254	147	248	181	180	209
Gantsi	32	85	190	159	148	146
Bobonong	-	81	89	77	167	173
Tsabong	271	152	205	157	157	90
Gumare	-	-	62	73	60	65
Hukuntsi	-	-	301	107	59	47
Regional North Regional	-	-	-	4	12	13
Regional South Regional	-	-	-	17	31	14
Shakawe	-	-	-	-	-	51
Kang	-	-	-	-	21	30
Nata	-	-	-	-	63	144
<b>Total</b>	<b>5,645</b>	<b>4,720</b>	<b>7,680</b>	<b>7188</b>	<b>7594</b>	<b>6830</b>

**Table 3: Cases disposed by offence and elapsed time from initial filing to final decision- 2017**

	Number of days							Total
	1-30	31-90	91-180	181-270	271-365	366+	Not Stated	
<b>Offences</b>								
Homicide Offences	17	19	22	24	19	93	68	262
Sexual Offences	11	37	67	60	51	181	148	555
Attempts/Threats to murder, Assaults, Harassments and related Offences	17	39	56	63	46	233	116	570
Dangerous or negligent Acts	7	11	11	11	11	33	38	122
Kidnapping and related offences	0	1	2	0	3	3	3	12
Robbery, extortion and high jacking offences	5	9	23	16	20	85	29	187
Burglary and related offences	14	22	46	35	35	125	89	366
Theft and related offences	21	33	62	46	28	173	95	458
Fraud, Deception and related offences	1	4	7	6	5	19	9	51
Controlled drug offence	3	17	21	14	14	63	26	158
Weapons and explosive offences	1	4	2	2	4	13	6	32
Damage to property and to the environment	2	8	11	8	10	46	17	102
Public order and other social code offences	0	3	0	2	3	8	4	20
Road and Traffic Offences (NEC)	82	178	264	231	200	878	684	2517
Offences against Government, justice procedures and organisation of crime	17	42	62	71	57	339	118	706
Offences not elsewhere classified (NEC)	26	47	82	79	58	253	158	712
<b>Total</b>	<b>224</b>	<b>474</b>	<b>738</b>	<b>668</b>	<b>564</b>	<b>2545</b>	<b>1608</b>	<b>6830</b>



**Table 4: Number of Accused by Magisterial Court, Sex and Age, 2017**

	Age Group											N/S	Total
	15-19	20-24	25-29	30-34	35-39	40-44	45-49	50-54	55-59	60-64	65+		
<b>Males</b>													
Bobonong	1	19	31	45	46	22	16	7	1	-	2	-	190
Broadhurst	5	52	118	129	101	61	32	9	7	3	3	2	522
Extension Two	4	72	203	261	262	139	72	29	17	5	5	5	1,074
Francistown	12	70	171	215	184	108	65	29	18	6	12	10	900
Ghanzi	-	9	37	31	50	24	13	6	3	5	5	2	185
Gumare	-	8	18	23	15	8	4	3	-	1	-	-	80
Hukuntsi	3	9	17	19	9	6	4	1	1	-	-	2	71
Jwaneng	1	7	25	25	24	26	15	7	1	1	-	2	134
Kang	1	5	8	6	4	8	2	3	-	1	-	-	38
Kanye	10	52	69	98	80	46	33	24	13	6	10	7	448
Kasane	4	20	29	50	47	34	18	8	4	2	4	1	221
Letlhakane	1	31	40	33	44	26	16	4	-	-	1	3	199
Lobatse	9	13	43	52	53	43	24	9	6	4	4	-	260
Mahalapye	6	40	51	78	68	54	32	17	13	2	5	9	375
Masunga	-	9	29	24	21	17	9	4	6	10	5	-	134
Maun	1	28	46	56	61	38	20	9	5	3	1	2	270
Mochudi	-	22	60	97	59	49	24	10	7	5	3	1	337
Molepolole	7	53	79	70	55	34	24	10	8	11	8	2	361
Nata	6	25	32	32	23	24	11	4	6	5	2	3	173
Palapye	-	26	41	75	64	37	22	15	8	4	-	6	298
Ramotswa	1	8	21	12	26	18	8	4	9	2	-	2	111
Regional North Regional	-	1	-	3	6	2	2	3	-	-	-	-	17
Regional South Regional	-	-	-	4	6	10	4	2	4	2	2	4	38
Selebi Phikwe	8	61	131	155	90	84	46	33	15	2	7	1	633
Serowe	5	41	84	92	81	58	30	11	13	1	5	12	433
Shakawe	-	10	9	8	10	9	5	-	-	-	-	1	52
Tsabong	-	12	13	15	17	15	11	8	4	1	-	5	101
Village	9	33	76	89	77	50	23	11	5	2	3	4	382
<b>Total</b>	<b>94</b>	<b>736</b>	<b>1,481</b>	<b>1,797</b>	<b>1,583</b>	<b>1,050</b>	<b>585</b>	<b>280</b>	<b>174</b>	<b>84</b>	<b>87</b>	<b>86</b>	<b>8,037</b>

**Table 4: Number of Accused by Magisterial Court, Sex and Age, 2017 (cont'd)**

	Age Group											N/S	Total	
	15-19	20-24	25-29	30-34	35-39	40-44	45-49	50-54	55-59	60-64	65+			
<b>Sex not stated</b>														
Broadhurst	-	-	-	-	-	-	-	-	-	-	-	-	7	7
Extension Two	-	-	-	2	2	-	-	-	-	-	-	-	19	23
Francistown	-	-	3	4	4	2	1	-	-	-	-	-	9	23
Ghanzi	-	-	-	-	-	-	-	-	-	-	-	-	1	1
Kanye	-	1	-	-	-	-	-	-	-	-	-	-	4	5
Kasane	-	-	-	-	-	-	-	-	-	-	-	-	5	5
Lobatse	-	-	-	-	-	-	-	-	-	-	-	-	8	8
Mahalapye	-	-	-	-	-	-	-	-	-	-	-	-	16	16
Maun	-	-	-	-	-	-	-	-	-	-	-	-	3	3
Mochudi	-	-	-	-	-	-	-	-	-	-	-	-	7	7
Molepolole	-	-	-	-	-	-	-	-	-	-	-	-	3	3
Nata	-	-	-	-	-	-	-	-	-	-	-	-	1	1
Palapye	-	-	-	-	-	-	-	-	-	-	-	-	2	2
Ramotswa	-	-	-	-	-	-	-	-	-	-	-	-	1	1
Regional North Regional	-	-	-	-	-	-	-	-	-	-	-	-	1	1
Selebi Phikwe	-	1	-	-	-	-	-	-	-	-	-	-	8	9
Serowe	-	-	-	-	1	1	-	-	-	-	-	-	40	42
Tsabong	-	-	-	-	-	-	-	-	-	-	-	-	1	1
Village	-	-	-	-	-	-	-	-	-	-	-	-	7	7
<b>Total</b>	<b>0</b>	<b>2</b>	<b>3</b>	<b>6</b>	<b>7</b>	<b>3</b>	<b>1</b>	<b>0</b>	<b>0</b>	<b>0</b>	<b>0</b>	<b>143</b>	<b>165</b>	

**Table 4: Number of Accused by Magisterial Court, Sex and Age, 2017 (cont'd)**

	Age group											Total	
	15-19	20-24	25-29	30-34	35-39	40-44	45-49	50-54	55-59	60-64	65+		Not stated
All Sexes													
Bobonong	1	19	31	47	48	23	17	7	3	-	2	-	198
Broadhurst	6	55	124	137	110	63	33	9	8	3	3	10	561
Extension Two	4	76	212	278	277	147	77	31	17	5	5	24	1153
Francistown	13	75	183	233	198	125	74	32	20	10	15	20	998
Ghanzi	-	9	40	34	50	25	14	6	3	5	6	3	195
Gumare	-	8	19	23	16	8	4	3	-	1	-	-	82
Hukuntsi	3	10	17	19	9	6	4	1	1	-	1	2	73
Jwaneng	1	8	25	26	25	27	16	7	1	1	-	2	139
Kang	1	5	9	6	5	9	2	3	1	1	1	-	43
Kanye	10	58	76	103	84	51	35	29	16	6	12	11	491
Kasane	4	24	30	54	53	38	18	9	4	2	4	6	246
Letlhakane	1	34	42	39	48	29	16	4	2	-	2	4	221
Lobatse	9	17	44	54	54	45	27	9	7	4	4	8	282
Mahalapye	6	41	55	82	71	56	32	17	13	6	6	26	411
Masunga	1	13	32	28	27	17	11	4	7	10	6	-	156
Maun	1	30	49	58	65	40	20	9	5	3	1	5	286
Mochudi	-	23	62	102	62	52	24	10	7	6	3	8	359
Molepolole	7	54	81	74	59	37	24	11	8	12	9	5	381
Nata	7	28	36	34	24	26	11	4	7	5	4	5	191
Palapye	-	27	46	79	66	40	25	15	10	5	-	8	321
Ramotswa	1	9	22	12	27	20	9	4	9	2	-	3	118
Regional North Regional	-	2	1	5	6	2	3	3	-	-	-	1	23
Regional South Regional	-	-	-	4	6	12	4	3	5	4	2	4	44
Selebi Phikwe	8	67	134	166	96	93	50	38	16	2	7	9	686
Serowe	5	42	87	97	84	62	32	13	14	1	5	53	495
Shakawe	-	10	9	10	12	9	5	-	-	-	-	1	56
Tsabong	-	12	14	17	18	16	11	8	4	1	-	7	108
Village	9	35	88	100	82	52	26	13	5	2	4	11	427
<b>Total</b>	<b>98</b>	<b>791</b>	<b>1568</b>	<b>1921</b>	<b>1682</b>	<b>1130</b>	<b>624</b>	<b>302</b>	<b>193</b>	<b>97</b>	<b>102</b>	<b>236</b>	<b>8744</b>

**Table 5: Total number of Offences by Magisterial Court and Sex of Accused - 2017**

	Homicide Offences				Sexual Offences				Attempts/Threats to murder, Assaults, Harassments and related Offences				Dangerous or negligent Acts			
	N/S	F	M	Total	N/S	F	M	Total	N/S	F	M	Total	N/S	F	M	Total
<b>Magistrate Court</b>																
Bobonong	-	1	3	<b>4</b>	-	-	15	<b>15</b>	-	1	21	<b>22</b>	-	-	-	-
Broadhurst	2	1	30	<b>33</b>	-	-	35	<b>35</b>	-	2	59	<b>61</b>	-	-	-	-
Extension Two	1	1	15	<b>17</b>	-	-	18	<b>18</b>	-	3	47	<b>50</b>	1	2	39	<b>42</b>
Francistown	-	3	45	<b>48</b>	1	1	80	<b>82</b>	-	8	44	<b>52</b>	1	-	13	<b>14</b>
Ghanzi	-	1	5	<b>6</b>	-	-	22	<b>22</b>	-	-	14	<b>14</b>	-	-	1	<b>1</b>
Gumare	-	1	9	<b>10</b>	-	-	10	<b>10</b>	-	-	9	<b>9</b>	-	-	3	<b>3</b>
Hukuntsi	-	-	4	<b>4</b>	-	-	7	<b>7</b>	-	-	11	<b>11</b>	-	-	-	-
Jwaneng	-	-	4	<b>4</b>	-	-	12	<b>12</b>	-	1	18	<b>19</b>	-	-	1	<b>1</b>
Kang	-	-	-	-	-	-	4	<b>4</b>	-	2	3	<b>5</b>	-	-	-	-
Kanye	-	-	18	<b>18</b>	-	-	55	<b>55</b>	-	4	54	<b>58</b>	-	3	9	<b>12</b>
Kasane	-	-	2	<b>2</b>	-	-	7	<b>7</b>	-	2	18	<b>20</b>	-	2	1	<b>3</b>
Letlhakane	-	-	8	<b>8</b>	-	-	22	<b>22</b>	-	2	27	<b>29</b>	-	-	1	<b>1</b>
Lobatse	-	-	7	<b>7</b>	-	-	11	<b>11</b>	-	3	32	<b>35</b>	-	1	1	<b>2</b>
Mahalapye	-	2	23	<b>25</b>	-	-	26	<b>26</b>	1	1	43	<b>45</b>	-	-	2	<b>2</b>
Masunga	-	3	10	<b>13</b>	-	-	12	<b>12</b>	-	1	7	<b>8</b>	-	2	5	<b>7</b>
Maun	-	2	11	<b>13</b>	-	1	15	<b>16</b>	-	2	15	<b>17</b>	-	-	6	<b>6</b>
Mochudi	2	-	9	<b>11</b>	1	-	30	<b>31</b>	-	-	20	<b>20</b>	-	3	2	<b>5</b>
Molepolole	-	-	21	<b>21</b>	-	2	37	<b>39</b>	-	2	64	<b>66</b>	-	1	2	<b>3</b>
Nata	-	3	4	<b>7</b>	-	-	19	<b>19</b>	1	1	24	<b>26</b>	-	1	4	<b>5</b>
Palapye	1	2	16	<b>19</b>	-	-	22	<b>22</b>	-	2	28	<b>30</b>	-	-	10	<b>10</b>
Ramotswa	-	-	2	<b>2</b>	-	-	5	<b>5</b>	-	-	8	<b>8</b>	-	-	9	<b>9</b>
Regional North Regional	-	-	-	-	-	-	-	-	-	-	2	<b>2</b>	-	-	-	-
Regional South Regional	-	-	-	-	-	-	-	-	-	-	29	<b>29</b>	-	-	-	-
Selebi Phikwe	-	2	27	<b>29</b>	-	-	79	<b>79</b>	-	4	82	<b>86</b>	-	2	2	<b>4</b>
Serowe	5	-	20	<b>25</b>	-	-	49	<b>49</b>	2	-	13	<b>15</b>	-	-	1	<b>1</b>
Shakawe	-	-	2	<b>2</b>	-	-	4	<b>4</b>	-	-	2	<b>2</b>	-	-	-	-
Tsabong	-	-	2	<b>2</b>	-	-	7	<b>7</b>	-	-	3	<b>3</b>	-	-	-	-
Village	-	-	13	<b>13</b>	-	-	20	<b>20</b>	-	1	33	<b>34</b>	-	2	-	<b>2</b>
<b>Total</b>	<b>11</b>	<b>22</b>	<b>310</b>	<b>343</b>	<b>2</b>	<b>4</b>	<b>623</b>	<b>629</b>	<b>4</b>	<b>42</b>	<b>730</b>	<b>776</b>	<b>2</b>	<b>19</b>	<b>112</b>	<b>133</b>

**Table 5: Total number of Offences by Magisterial Court and Sex of Accused – 2017 (cont'd)**

	Kidnapping and related offences				Robbery, extortion and high jacking offences				Burglary and related offences				Theft and related offences			
	N/S	F	M	Total	N/S	F	M	Total	N/S	F	M	Total	N/S	F	M	Total
<b>Magistrate Court</b>																
Bobonong	-	-	-	-	-	-	11	11	-	1	9	10	-	-	24	24
Broadhurst	-	-	-	-	2	2	80	84	-	5	145	150	4	13	210	227
Extension Two	1	2	2	5	5	-	42	47	-	11	62	73	3	10	89	102
Francistown	-	-	4	4	-	-	33	33	1	5	88	94	4	10	181	195
Ghanzi	-	-	-	-	-	-	9	9	-	-	25	25	-	2	28	30
Gumare	-	-	-	-	-	-	4	4	-	-	4	4	-	-	5	5
Hukuntsi	-	-	-	-	-	-	2	2	-	-	7	7	-	-	19	19
Jwaneng	-	-	-	-	-	-	4	4	-	1	8	9	-	1	9	10
Kang	-	-	-	-	-	-	-	-	-	-	2	2	-	-	2	2
Kanye	-	-	-	-	2	1	31	34	-	1	17	18	-	7	53	60
Kasane	-	-	-	-	-	-	-	-	1	4	18	23	2	5	50	57
Letlhakane	-	1	-	1	-	-	5	5	-	-	14	14	-	1	39	40
Lobatse	-	-	5	5	-	2	13	15	2	-	23	25	2	-	67	69
Mahalapye	-	-	-	-	-	-	11	11	-	-	7	7	-	1	64	65
Masunga	-	-	2	2	-	-	5	5	-	-	11	11	-	1	11	12
Maun	-	-	-	-	-	2	23	25	-	2	17	19	-	3	41	44
Mochudi	-	-	-	-	-	-	24	24	-	-	25	25	-	2	64	66
Molepolole	-	-	-	-	1	1	35	37	1	1	26	28	2	6	80	88
Nata	-	-	1	1	-	-	3	3	-	-	15	15	-	3	36	39
Palapye	-	-	-	-	-	1	12	13	-	2	15	17	-	1	21	22
Ramotswa	-	-	-	-	-	-	4	4	-	1	11	12	1	-	31	32
Regional North Regional	-	-	-	-	-	-	-	-	-	-	-	-	-	-	5	5
Regional South Regional	-	-	-	-	-	-	-	-	-	-	-	-	-	3	1	4
Selebi Phikwe	-	-	5	5	-	-	28	28	2	3	34	39	-	5	68	73
Serowe	-	-	-	-	-	-	2	2	-	-	26	26	2	1	24	27
Shakawe	-	-	-	-	-	-	4	4	-	-	-	-	-	-	13	13
Tsabong	-	-	-	-	-	-	-	-	-	-	5	5	-	-	4	4
Village	-	-	2	2	1	1	74	76	1	4	38	43	4	13	145	162
<b>Total</b>	<b>1</b>	<b>3</b>	<b>21</b>	<b>25</b>	<b>11</b>	<b>10</b>	<b>459</b>	<b>480</b>	<b>8</b>	<b>41</b>	<b>652</b>	<b>701</b>	<b>24</b>	<b>88</b>	<b>1,384</b>	<b>1,496</b>

**Table 5: Total number of Offences by Magisterial Court and Sex of Accused – 2017 (cont'd)**

	Fraud, Deception and related offences				Controlled drug offence				Weapons and explosive offences				Damage to property and to the environment			
	N/S	F	M	Total	N/S	F	M	Total	N/S	F	M	Total	N/S	F	M	Total
<b>Magistrate Court</b>																
Bobonong	-	-	-	-	-	2	5	7	-	-	-	-	-	-	4	4
Broadhurst	-	-	1	1	-	-	-	-	-	-	7	7	-	2	12	14
Extension Two	-	-	4	4	-	-	10	10	-	-	2	2	-	1	7	8
Francistown	-	3	7	10	-	12	15	27	-	1	13	14	-	2	19	21
Ghanzi	-	-	1	1	-	5	2	7	1	-	-	1	-	-	-	-
Gumare	-	-	-	-	-	-	1	1	-	-	-	-	-	-	3	3
Hukuntsi	-	-	-	-	-	1	1	2	-	-	1	1	-	-	-	-
Jwaneng	-	-	-	-	-	-	3	3	-	-	-	-	-	-	3	3
Kang	-	-	-	-	-	1	3	4	-	-	-	-	-	-	-	-
Kanye	-	-	-	-	1	4	26	31	4	1	13	18	-	4	8	12
Kasane	2	1	4	7	1	2	9	12	-	-	5	5	-	-	2	2
Lethakane	-	-	-	-	-	12	28	40	-	-	2	2	-	1	10	11
Lobatse	-	-	1	1	-	-	18	18	-	-	7	7	-	-	5	5
Mahalapye	-	7	2	9	-	-	4	4	-	-	2	2	-	-	9	9
Masunga	-	-	3	3	-	4	8	12	-	-	4	4	-	-	5	5
Maun	-	-	1	1	-	-	11	11	1	-	1	2	-	1	3	4
Mochudi	-	-	2	2	-	-	-	-	-	-	2	2	-	-	2	2
Molepolole	-	3	2	5	-	2	7	9	-	-	1	1	-	1	8	9
Nata	-	-	-	-	-	8	22	30	-	-	2	2	-	-	4	4
Palapye	1	3	7	11	-	-	8	8	-	-	1	1	-	3	4	7
Ramotswa	-	-	-	-	-	-	5	5	-	-	2	2	-	-	-	-
Regional North Regional	-	-	7	7	1	1	3	5	-	-	-	-	-	-	-	-
Regional South Regional	-	3	7	10	-	-	-	-	-	-	-	-	-	-	-	-
Selebi Phikwe	-	-	4	4	-	2	17	19	-	1	3	4	-	1	17	18
Serowe	-	1	2	3	-	1	-	1	-	-	-	-	-	-	4	4
Shakawe	-	-	-	-	-	-	-	-	-	-	-	-	-	1	3	4
Tsabong	-	-	-	-	-	-	6	6	-	-	2	2	-	-	-	-
Village	-	4	12	16	-	3	27	30	-	-	1	1	-	-	3	3
<b>Total</b>	<b>3</b>	<b>25</b>	<b>67</b>	<b>95</b>	<b>3</b>	<b>60</b>	<b>239</b>	<b>302</b>	<b>6</b>	<b>3</b>	<b>71</b>	<b>80</b>	<b>-</b>	<b>17</b>	<b>135</b>	<b>152</b>

**Table 5: Total number of Offences by Magisterial Court and Sex of Accused – 2017 (cont'd)**

	Public order and other social code offences				Road and Traffic Offences (NEC)				Offences against Government, justice procedures and organisation of crime				Offences not elsewhere classified (NEC)			
	N/S	F	M	Total	N/S	F	M	Total	N/S	F	M	Total	N/S	F	M	Total
Magistrate																
Bobonong	-	-	-	-	-	1	72	73	-	1	35	36	-	1	14	15
Broadhurst	-	-	1	1	-	-	1	1	-	2	38	40	1	9	48	58
Extension Two	-	-	2	2	8	22	809	839	2	2	37	41	4	10	64	78
Francistown	-	-	4	4	14	27	310	351	1	-	129	130	2	13	135	150
Ghanzi	-	-	1	1	-	1	45	46	-	-	24	24	2	1	47	50
Gumare	-	-	-	-	-	1	10	11	-	-	6	6	-	-	20	20
Hukuntsi	-	-	9	9	-	-	7	7	-	1	6	7	-	-	25	25
Jwaneng	-	-	-	-	-	1	41	42	-	-	21	21	-	1	29	30
Kang	-	-	-	-	-	-	4	4	-	1	8	9	-	1	15	16
Kanye	-	-	2	2	-	9	124	133	1	2	58	61	1	5	97	103
Kasane	-	-	-	-	-	4	78	82	-	2	33	35	-	3	32	35
Letlhakane	-	-	2	2	-	6	28	34	-	-	15	15	-	5	42	47
Lobatse	-	1	1	2	2	4	37	43	1	3	56	60	2	1	40	43
Mahalapye	-	-	-	-	1	8	152	161	1	1	39	41	13	1	52	66
Masunga	-	-	-	-	-	4	28	32	-	-	20	20	-	12	36	48
Maun	-	-	3	3	2	5	143	150	1	-	7	8	-	-	55	55
Mochudi	-	2	-	2	4	6	76	86	1	1	27	29	-	2	93	95
Molepolole	-	-	5	5	1	1	37	39	-	1	18	19	-	3	92	95
Nata	-	1	4	5	-	1	27	28	-	1	15	16	-	2	31	33
Palapye	-	-	-	-	-	6	205	211	-	-	16	16	-	4	20	24
Ramotswa	-	-	-	-	-	3	55	58	-	-	3	3	-	2	10	12
Regional North Regional	-	-	1	1	-	2	1	3	-	-	1	1	-	4	2	6
Regional South Regional	-	-	-	-	-	1	-	1	-	-	-	-	-	1	1	2
Selebi Phikwe	-	-	3	3	6	13	251	270	-	3	68	71	4	12	116	132
Serowe	20	1	2	23	8	14	261	283	1	1	22	24	4	3	51	58
Shakawe	-	-	-	-	-	3	32	35	-	-	-	-	-	-	4	4
Tsabong	-	-	-	-	-	4	42	46	-	-	13	13	1	2	18	21
Village	-	-	-	-	-	-	3	3	2	2	27	31	1	15	77	93
<b>Total</b>	<b>20</b>	<b>5</b>	<b>40</b>	<b>65</b>	<b>46</b>	<b>147</b>	<b>2,879</b>	<b>3,072</b>	<b>11</b>	<b>24</b>	<b>742</b>	<b>777</b>	<b>35</b>	<b>113</b>	<b>1,266</b>	<b>1,414</b>

**Table 6: Total Number of Offences by Sex and Age of Accused, 2017**

	Age group												Total
	15-19	20-24	25-29	30-34	35-39	40-44	45-49	50-54	55-59	60-64	65+	Not Stated	
<b>Male</b>													
Homicide Offences	12	45	68	58	54	21	21	10	6	6	3	6	310
Sexual Offences	15	122	166	154	70	48	18	11	4	5	7	3	623
Attempts/Threats to murder, Assaults, Harassments and related Offences	6	68	126	179	130	82	56	27	15	11	17	13	730
Dangerous or negligent Acts	-	3	15	23	26	26	8	2	6	3	-	-	112
Kidnapping and related offences	-	1	3	4	3	3	4	1	1	-	-	1	21
Robbery, extortion and high jacking offences	11	91	148	108	69	15	8	2	2	1	-	4	459
Burglary and related offences	16	84	155	198	119	43	15	12	7	-	-	3	652
Theft and related offences	60	203	306	348	270	113	46	23	6	2	4	3	1,384
Fraud, Deception and related offences	-	3	-	10	11	18	13	6	4	1	-	1	67
Controlled drug offence	1	19	44	57	48	30	22	5	3	5	3	2	239
Weapons and explosive offences	-	3	7	23	15	8	5	1	2	1	2	4	71
Damage to property and to the environment	1	12	34	42	19	10	9	4	3	-	1	-	135
Public order and other social code offences	4	5	9	4	3	4	4	3	2	-	1	1	40
Road and Traffic Offences (NEC)	-	103	524	648	654	436	247	129	62	23	16	37	2,879
Offences against Government, justice procedures and organisation of crime	1	12	38	99	180	174	109	56	38	16	11	8	742
Offences not elsewhere classified (NEC)	8	139	211	270	226	171	96	44	30	20	37	14	1,266
<b>Total</b>	<b>135</b>	<b>913</b>	<b>1,854</b>	<b>2,225</b>	<b>1,897</b>	<b>1,202</b>	<b>681</b>	<b>336</b>	<b>191</b>	<b>94</b>	<b>102</b>	<b>100</b>	<b>9,730</b>

	Age group												Total
	15-19	20-24	25-29	30-34	35-39	40-44	45-49	50-54	55-59	60-64	65+	Not Stated	
<b>Female</b>													
Homicide Offences	1	3	6	4	1	4	2	-	-	1	-	-	22
Sexual Offences	-	1	1	-	-	2	-	-	-	-	-	-	4
Attempts/Threats to murder, Assaults, Harassments and related Offences	1	4	8	9	9	4	1	-	2	-	3	1	42
Dangerous or negligent Acts	-	2	7	5	2	1	1	-	-	-	-	1	19
Kidnapping and related offences	-	-	1	-	1	-	1	-	-	-	-	-	3
Robbery, extortion and high jacking offences	-	4	3	2	1	-	-	-	-	-	-	-	10
Burglary and related offences	1	6	10	11	7	2	2	-	1	-	1	-	41
Theft and related offences	3	5	13	28	12	8	4	7	4	2	2	-	88
Fraud, Deception and related offences	-	-	3	3	5	6	1	2	1	4	-	-	25
Controlled drug offence	-	5	10	9	6	9	7	2	3	3	5	1	60
Weapons and explosive offences	-	-	-	1	-	1	1	-	-	-	-	-	3
Damage to property and to the environment	-	1	4	3	4	2	1	-	1	1	-	-	17
Public order and other social code offences	1	-	-	-	1	1	-	-	2	-	-	-	5
Road and Traffic Offences (NEC)	2	12	18	32	38	24	8	7	3	-	1	2	147
Offences against Government, justice procedures and organisation of crime	-	1	2	6	3	4	3	2	1	-	2	-	24
Offences not elsewhere classified (NEC)	-	18	14	26	17	17	9	3	3	2	2	2	113
<b>Total</b>	<b>9</b>	<b>62</b>	<b>100</b>	<b>139</b>	<b>107</b>	<b>85</b>	<b>41</b>	<b>23</b>	<b>21</b>	<b>13</b>	<b>16</b>	<b>7</b>	<b>623</b>



**Table 6: Total Number of Offences by Sex and Age of Accused, 2017 (cont'd)**

	Age group												Total	
	15-19	20-24	25-29	30-34	35-39	40-44	45-49	50-54	55-59	60-64	65+	Not Stated		
<b>Not Stated</b>														
Homicide Offences	-	-	-	-	1	1	-	-	-	-	-	-	9	11
Sexual Offences	-	-	-	-	-	-	-	-	-	-	-	-	2	2
Attempts/Threats to murder, Assaults, Harassments and related Offences	-	-	-	-	-	-	-	-	-	-	-	-	4	4
Dangerous or negligent Acts	-	-	-	-	-	-	-	-	-	-	-	-	2	2
Kidnapping and related offences	-	-	-	-	-	-	-	-	-	-	-	-	1	1
Robbery, extortion and high jacking offences	-	-	-	-	-	-	-	-	-	-	-	-	11	11
Burglary and related offences	-	-	-	-	1	-	-	-	-	-	-	-	7	8
Theft and related offences	-	-	-	-	1	-	-	-	-	-	-	-	23	24
Fraud, Deception and related offences	-	-	-	-	-	-	-	-	-	-	-	-	3	3
Controlled drug offence	-	-	-	-	-	-	-	-	-	-	-	-	3	3
Weapons and explosive offences	-	-	-	-	-	-	-	-	-	-	-	-	6	6
Damage to property and to the environment	-	-	-	-	-	-	-	-	-	-	-	-	-	-
Public order and other social code offences	-	-	-	-	-	-	-	-	-	-	-	-	20	20
Road and Traffic Offences (NEC)	-	-	3	6	5	2	1	-	-	-	-	-	29	46
Offences against Government, justice procedures and organisation of crime	-	-	-	-	-	-	-	-	-	-	-	-	11	11
Offences not elsewhere classified (NEC)	-	2	-	-	-	-	-	-	-	-	-	-	33	35
<b>Total</b>	-	<b>2</b>	<b>3</b>	<b>6</b>	<b>8</b>	<b>3</b>	<b>1</b>	-	-	-	-	-	<b>164</b>	<b>187</b>

	Age group												Total	
	15-19	20-24	25-29	30-34	35-39	40-44	45-49	50-54	55-59	60-64	65+	Missing system		
<b>All Sexes</b>														
Homicide Offences		13	48	74	62	56	26	23	10	6	7	3	15	343
Sexual Offences		15	123	167	154	70	50	18	11	4	5	7	5	629
Attempts/Threats to murder, Assaults, Harassments and related Offences		7	72	134	188	139	86	57	27	17	11	20	18	776
Dangerous or negligent Acts		-	5	22	28	28	27	9	2	6	3	-	3	133
Kidnapping and related offences		-	1	4	4	4	3	5	1	1	-	-	2	25
Robbery, extortion and high jacking offences		11	95	151	110	70	15	8	2	2	1	-	15	480
Burglary and related offences		17	90	165	209	127	45	17	12	8	-	1	10	701
Theft and related offences		63	208	319	376	283	121	50	30	10	4	6	26	1,496
Fraud, Deception and related offences		-	3	3	13	16	24	14	8	5	5	-	4	95
Controlled drug offence		1	24	54	66	54	39	29	7	6	8	8	6	302
Weapons and explosive offences		-	3	7	24	15	9	6	1	2	1	2	10	80
Damage to property and to the environment		1	13	38	45	23	12	10	4	4	1	1	-	152
Public order and other social code offences		5	5	9	4	4	5	4	3	4	-	1	21	65
Road and Traffic Offences (NEC)		2	115	545	686	697	462	256	136	65	23	17	68	3,072
Offences against Government, justice procedures and organisation of crime		1	13	40	105	183	178	112	58	39	16	13	19	777
Offences not elsewhere classified (NEC)		8	159	225	296	243	188	105	47	33	22	39	49	1,414
<b>Total</b>		<b>144</b>	<b>977</b>	<b>1,957</b>	<b>2,370</b>	<b>2,012</b>	<b>1,290</b>	<b>723</b>	<b>359</b>	<b>212</b>	<b>107</b>	<b>118</b>	<b>271</b>	<b>10,540</b>

**Table 7: Number of accused by offence, verdict and Sex, 2017.**

	Not Stated	Acquitted & Discharged	Case referred to Regional Mag	Cautioned	Committed to High Court	Convicted/ Sentencing Postpone	Dismissed for want of prosecution	Guilty and Sentenced	Not Guilty	Stay of proceedings	Withdrawn	Total
<b>Male</b>												
Homicide Offences	18	33	-	-	121	-	9	44	-	4	77	306
Sexual Offences	5	120	1	-	18	5	16	157	-	3	263	588
Attempts/Threats to murder, Assaults, Harassments and related Offences	10	108	1	2	9	3	18	126	-	4	350	631
Dangerous or negligent Acts	1	8	-	-	-	-	3	59	1	-	33	105
Kidnapping and related offences	3	-	-	-	5	-	-	6	-	-	4	18
Robbery, extortion and high jacking offences	56	60	-	2	-	-	8	66	-	-	207	399
Burglary and related offences	77	68	5	-	-	-	13	207	-	1	264	635
Theft and related offences	90	89	-	-	2	-	13	249	-	2	293	738
Fraud, Deception and related offences	10	8	1	-	11	-	1	12	-	-	16	59
Controlled drug offence	34	44	-	-	1	1	1	99	-	-	50	230
Weapons and explosive offences	6	4	-	-	-	-	1	17	-	-	21	49
Damage to property and to the environment	2	13	-	-	-	-	-	31	-	-	54	100
Public order and other social code offences	-	8	-	-	-	-	1	11	-	-	9	29
Road and Traffic Offences (NEC)	2	184	2	8	1	2	97	1,478	4	1	605	2,384
Offences against Government, justice procedures and organisation of crime	9	61	2	1	-	-	15	192	-	4	451	735
Offences not elsewhere classified (NEC)	74	193	1	2	8	4	18	269	-	-	462	1,031
<b>Total</b>	<b>397</b>	<b>1001</b>	<b>13</b>	<b>15</b>	<b>176</b>	<b>15</b>	<b>214</b>	<b>3023</b>	<b>5</b>	<b>19</b>	<b>3159</b>	<b>8037</b>

Table 7: Number of accused by offence, verdict and sex -2017 (cont'd)

Not Stated	Acquitted & Discharged	Case referred to Regional	Cautioned	Committed to High Court	MAIN VERDICT							Total
					Convicted/ Sentencing Postpone	Dismissed for want of prosecution	Guilty and Sentenced	Not Guilty	Stay of proceedings	Withdrawn		
<b>Female</b>												
-	1	-	-	7	-	-	4	-	-	-	10	22
-	-	-	-	-	-	-	1	-	-	-	2	3
1	1	-	-	5	-	-	8	-	-	-	23	38
-	1	-	2	-	-	-	10	-	-	-	6	19
-	1	-	-	-	-	-	-	-	-	-	2	3
-	1	-	-	-	-	-	-	-	-	-	7	8
6	5	-	1	-	-	-	9	-	-	-	20	41
2	11	1	1	-	-	-	20	-	-	-	29	64
5	1	-	-	-	-	-	6	-	-	-	9	21
4	18	-	-	-	-	-	23	-	-	-	12	57
-	-	-	-	-	-	-	1	-	-	-	1	2
-	2	-	-	-	-	-	2	-	-	-	12	16
-	-	-	-	-	-	-	2	-	-	-	2	4
1	18	-	2	-	-	3	73	-	-	-	28	125
-	4	-	-	-	-	-	5	-	1	-	13	23
5	13	-	-	-	-	-	36	-	1	-	41	96
<b>24</b>	<b>77</b>	<b>1</b>	<b>6</b>	<b>12</b>	<b>0</b>	<b>3</b>	<b>200</b>	<b>0</b>	<b>2</b>	<b>2</b>	<b>217</b>	<b>542</b>

**Table 7: Number of accused by offence, verdict and Sex, 2017**

	MAIN VERDICT											
	Not Stated	Acquitted & Discharged	Case referred to Regional	Cautioned	Committed to High Court	Convicted/ Sentencing Postpone	Dismissed for want of prosecution	Guilty and Sentenced	Not Guilty	Stay of proceedings	Withdrawn	Total
<b>Sex Not stated</b>												
Homicide Offences	3	-	-	-	3	-	-	3	-	-	2	11
Sexual Offences	-	1	-	-	-	-	-	-	-	-	1	2
Attempts/Threats to murder, Assaults, Harassments and related Offences	-	1	-	-	1	-	-	1	-	-	1	4
Dangerous or negligent Acts	-	-	-	-	-	-	-	1	-	-	1	2
Kidnapping and related offences	-	-	-	-	-	-	-	1	-	-	-	1
Robbery, extortion and high jacking offences	1	1	-	-	-	-	-	1	-	-	6	9
Burglary and related offences	-	-	-	-	-	-	-	-	-	-	8	8
Theft and related offences	1	4	-	-	-	1	1	1	-	-	7	14
Fraud, Deception and related offences	-	-	-	-	-	-	-	1	-	-	2	3
Controlled drug offence	1	-	-	-	-	-	-	-	-	-	2	3
Weapons and explosive offences	-	-	-	-	-	-	2	-	-	-	2	4
Damage to property and to the environment	-	-	-	-	-	-	-	-	-	-	-	-
Public order and other social code offences	-	-	-	-	-	-	-	-	-	-	20	20
Road and Traffic Offences (NEC)	-	-	-	-	-	-	1	30	-	-	9	40
Offences against Government, justice procedures and organisation of crime	4	-	-	-	-	-	-	3	-	-	4	11
Offences not elsewhere classified (NEC)	21	1	-	-	-	-	2	1	-	-	8	33
<b>Total</b>	<b>31</b>	<b>8</b>	<b>-</b>	<b>-</b>	<b>4</b>	<b>-</b>	<b>4</b>	<b>45</b>	<b>-</b>	<b>-</b>	<b>73</b>	<b>165</b>

**Table 7: Number of accused by offence, verdict and sex -2017 (cont'd)**

	MAIN VERDICT											
	Not Stated	Acquitted & Discharged	Case referred to Regional	Cautioned	Committed to High Court	Convicted/ Sentencing Postpone	Dismissed for want of prosecution	Guilty and Sentenced	Not Guilty	Stay of proceedings	Withdrawn	Total
<b>All sexes</b>												
Homicide Offences	21	34	-	-	131	-	9	51	-	4	89	339
Sexual Offences	5	121	1	-	18	5	16	158	-	3	266	593
Attempts/Threats to murder, Assaults, Harassments and related Offences	11	110	1	2	15	3	18	135	-	4	374	673
Dangerous or negligent Acts	1	9	-	2	-	-	3	70	1	-	40	126
Kidnapping and related offences	3	1	-	-	5	-	-	7	-	-	6	22
Robbery, extortion and high jacking offences	57	62	-	2	-	-	8	67	-	-	220	416
Burglary and related offences	83	73	5	1	-	-	13	216	-	1	292	684
Theft and related offences	93	104	1	1	2	-	14	270	-	2	329	816
Fraud, Deception and related offences	15	9	1	-	11	-	1	19	-	-	27	83
Controlled drug offence	39	62	-	-	1	1	1	122	-	-	64	290
Weapons and explosive offences	6	4	-	-	-	-	1	20	-	-	24	55
Damage to property and to the environment	2	15	-	-	-	-	-	33	-	-	66	116
Public order and other social code offences	-	8	-	-	-	-	1	13	-	-	31	53
Road and Traffic Offences (NEC)	3	202	2	10	1	2	101	1,581	4	1	642	2,549
Offences against Government, justice procedures and organisation of crime	12	65	2	1	-	-	15	201	-	5	468	769
Offences not elsewhere classified (NEC)	100	207	1	2	8	4	20	306	-	1	511	1,160
<b>Total</b>	<b>451</b>	<b>1,086</b>	<b>14</b>	<b>21</b>	<b>192</b>	<b>15</b>	<b>221</b>	<b>3,269</b>	<b>5</b>	<b>21</b>	<b>3,449</b>	<b>8,744</b>

**Table 8: Percentage distribution of accused by offence and verdict – 2017**

	MAIN VERDICT											
	Not Stated	Acquitted & Discharged	Case referred to Regional	Cautioned	Committed to High Court	Convicted/ Sentencing Postpone	Dismissed for want of prosecution	Guilty and Sentenced	Not Guilty	Stay of proceedings	Withdrawn	Total
Homicide Offences	0.2	0.4	-	-	1.5	-	0.1	0.6	-	0	1	3.9
Sexual Offences	0.1	1.4	0	-	0.2	0.1	0.2	1.8	-	0	3	6.8
Attempts/Threats to murder, Assaults, Harassments and related Offences	0.1	1.3	0	0	0.2	0	0.2	1.5	-	0	4.3	7.7
Dangerous or negligent Acts	0	0.1	-	0	-	-	0	0.8	0	-	0.5	1.4
Kidnapping and related offences	0	0	-	-	0.1	-	-	0.1	-	-	0.1	0.3
Robbery, extortion and high jacking offences	0.7	0.7	-	0	-	-	0.1	0.8	-	-	2.5	4.8
Burglary and related offences	0.9	0.8	0.1	0	-	-	0.1	2.5	-	0	3.3	7.8
Theft and related offences	1.1	1.2	0	0	0	-	0.2	3.1	-	0	3.8	9.3
Fraud, Deception and related offences	0.2	0.1	0	-	0.1	-	0	0.2	-	-	0.3	0.9
Controlled drug offence	0.4	0.7	-	-	0	0	0	1.4	-	-	0.7	3.3
Weapons and explosive offences	0.1	0	-	-	-	-	0	0.2	-	-	0.3	0.6
Damage to property and to the environment	0	0.2	-	-	-	-	-	0.4	-	-	0.8	1.3
Public order and other social code offences	-	0.1	-	-	-	-	0	0.1	-	-	0.4	0.6
Road and Traffic Offences (NEC)	0	2.3	0	0.1	0	0	1.2	18.1	0	0	7.3	29.2
Offences against Government, justice procedures and organisation of crime	0.1	0.7	0	0	-	-	0.2	2.3	-	0.1	5.4	8.8
Offences not elsewhere classified (NEC)	1.1	2.4	0	0	0.1	0	0.2	3.5	-	0	5.8	13.3
<b>Total</b>	<b>5.2</b>	<b>12.4</b>	<b>0.2</b>	<b>0.2</b>	<b>2.2</b>	<b>0.2</b>	<b>2.5</b>	<b>37.4</b>	<b>0.1</b>	<b>0.2</b>	<b>39.4</b>	<b>100</b>

**Table 9: Number of accused by plea entered and verdict -2017**

Plea	VERDICT											Total
	Not Stated	Acquitted & Discharged	Case referred to Regional Mag	Cautioned	Committed to High Court	Convicted/ Sentencing Postpone	Dismissed for want of prosecution	Guilty and Sentenced	Not Guilty	Stay of proceedings	Withdrawn	
Guilty	36	52	-	11	1	6	19	2,198	-	1	313	2,637
Not Guilty	235	773	7	10	34	8	126	950	5	6	1,451	3,605
Other	180	261	7	-	157	1	76	121	-	14	1,685	2,502
<b>Total</b>	<b>451</b>	<b>1086</b>	<b>14</b>	<b>21</b>	<b>192</b>	<b>15</b>	<b>221</b>	<b>3269</b>	<b>5</b>	<b>21</b>	<b>3449</b>	<b>8744</b>

**Table 10: Number of cases by verdict and length of time elapsed from initial filing to final decision – 2017**

Verdict	Elapsed time							Not Stated	Total
	1-30	31-90	91-180	181-270	271-365	366+			
Not Stated	3	9	21	23	16	57	19	148	
Acquitted & Discharged	18	56	82	69	73	286	186	770	
Case referred to Regional Mag	-	-	-	1	2	3	2	8	
Cautioned	-	1	1	1	2	7	4	16	
Committed to High Court	8	8	18	16	19	52	36	157	
Convicted/ Sentencing Postpone	-	-	3	2	-	6	3	14	
Dismissed for want of prosecution	8	10	16	22	19	67	42	184	
Guilty and Sentenced	99	211	309	268	230	983	750	2850	
Not Guilty	-	-	-	-	-	5	-	5	
Stay of proceedings	-	1	1	-	2	8	3	15	
Withdrawn	88	178	287	266	201	1071	572	2663	
<b>Total</b>	<b>224</b>	<b>474</b>	<b>738</b>	<b>668</b>	<b>564</b>	<b>2545</b>	<b>1617</b>	<b>6830</b>	

## Appendix B

### CRIME STATISTICS CLASSIFICATION CODES

<b>01</b>	<b>HOMICIDE OFFENCES</b>
<b>0101</b>	<b>MURDER/MANSLAUGHTER/INFANTICIDE</b>
0111	Murder
0112	Manslaughter
0113	Infanticide
<b>0102</b>	<b>DANGEROUS DRIVING LEADING TO DEATH</b>
0121	Manslaughter (traffic fatality)
0122	Dangerous driving causing death
0123	Causing death by drunken driving
<b>02</b>	<b>SEXUAL OFFENCES</b>
<b>021</b>	<b>RAPE AND SEXUAL ASSAULT</b>
0211	Rape of a male or female
0212	Defilement of a boy or girl less than 17 years old
0213	Sexual offence involving mentally impaired person
0214	Aggravated sexual assault
0215	Sexual assault (not aggravated)
<b>022</b>	<b>OTHER SEXUAL OFFENCES</b>
0221	Incest
0222	Child pornography offences
0223	Child pornography - obstruction of warrant
0224	Gross indecency
0225	Attempted Rape
<b>03</b>	<b>ATTEMPTS/THREATS TO MURDER, ASSAULTS, HARASSMENTS AND RELATED OFFENCES</b>
<b>031</b>	<b>ATTEMPTS/THREATS TO MURDER</b>
0311	Murder-attempt
0312	Murder-threat (threat to kill)
<b>0320</b>	<b>ASSAULTS</b>
03201	Assault causing harm
03202	Poisoning
03203	Assault or obstruction of Garda/official, resisting arrest
03204	Minor assault
03205	Indecent assault on boy(s) under 14 years
03206	Indecent assault on females
03207	Assault O.A.B.H
03208	Assault common
03209	Common nuisance
03210	Other assaults
03211	Grievous harm
03212	Assault Police Officer
<b>0330</b>	<b>03213 Assaulting person on duty HARASSMENT AND RELATED OFFENCES</b>
03301	Harassment, stalking, threats
03302	Coercion
03303	Menacing phone calls
03304	Incitement to hatred offences
03305	Demanding payment of debt causing alarm
03306	Use of insulting language
<b>04</b>	<b>DANGEROUS OR NEGLIGENT ACTS</b>
<b>0410</b>	<b>DANGEROUS OR NEGLIGENT OPERATION OF A VEHICLE</b>
04101	Dangerous driving causing serious bodily harm
04102	Driving/In charge of a vehicle while over legal alcohol limit
04103	Driving/In charge of a vehicle under the influence of drugs
04104	Dangerous/careless driving and motorway offences
04105	Speeding
04106	Causing death by leaving motor vehicle on a road
<b>0420</b>	<b>042 OTHER DANGEROUS OR NEGLIGENT ACTS</b>
04201	Endangerment with potential for serious harm/death
04202	Abandoning a child, child neglect and cruelty
04203	Unseaworthy/Dangerous use of boat or ship
04204	False alarm/Interference with aircraft or air transport facilities
04205	Endangering traffic offences
04206	Reckless and Negligent Acts
<b>05</b>	<b>KIDNAPPING AND RELATED OFFENCES</b>
<b>0510</b>	<b>051 FALSE IMPRISONMENT, ABDUCTION</b>
05101	False Imprisonment
05102	Abduction of person under 16 years of age
05103	Abduction
<b>06</b>	<b>ROBBERY, EXTORTION AND HIGHJACKING OFFENCES</b>
<b>0610</b>	<b>ROBBERY</b>
06101	Robbery of an establishment or institution
06102	Robbery of cash or goods in transit
06103	Robbery from the person
06104	Armed Robbery
06105	Attempted Robbery
<b>0620</b>	<b>EXTORTION OFFENCES</b>
06201	Blackmail, extortion
<b>0630</b>	<b>HIJACKING OFFENCES</b>
06301	Carjacking, high jacking/unlawful seizure of aircraft/vessel



<b>07</b>	<b>BURGLARY AND RELATED OFFENCES</b>
	<b>0710 BURGLARY</b>
	07101 Aggravated burglary
	07102 Burglary (not aggravated)
	07103 Possession of an article (with intent to burgle, steal, demand)
	07104 Burglary and theft
	07105 Burglary
<b>08</b>	<b>THEFT AND RELATED OFFENCES</b>
	<b>0810 THEFT/TAKING OF VEHICLE AND RELATED OFFENCES</b>
	08101 Theft/Unauthorized taking of vehicle
	08102 Interfering with vehicle (with intent to steal item or vehicle)
	08103 Theft of a motor vehicle
	08104 Theft of a motor vehicle using violence
	08105 Theft of a motor vehicle using offensive weapon or firearms or threatening to use them
	08106 Dealing in stolen motor vehicle or parts thereof
	08107 Failure to report suspected stolen vehicle by motor dealer
	08108 Selling or receiving a motor vehicle without document effecting such sale
	08109 Failing to issue a declaration or certificate being a motor vehicle dealer
	08110 Failing to present declaration or certificate being a motor vehicle purchaser
	08111 Tempering with motor vehicle (Conceal or disguise identification)
	08112 Failure to report the alteration or change of colour of a motor vehicle at registration office for amendment
	08113 Driving motor vehicle without number plates or without satisfactory explanation
	08114 Manufacturing instruments which may be in the commission of offence
	08115 Making number plates or key for a person without seeing any identification for that person
	08116 Breaking into motor vehicle
	08117 Attempting to steal a motor vehicle
	08118 Attempting to receive a stolen motor vehicle
	08119 Conspiring with any other person in the commission of the offence
	08120 Selling or assisting to sell a motor vehicle having reason to believe it is stolen
	<b>0820 THEFT (NOT VEHICLE)</b>
	08201 Theft from person
	08202 Theft from shop
	08203 Theft from vehicle
	08204 Theft/Unauthorized taking of a pedal cycle
	08205 Theft of, or interference with, mail, postal matter
	08206 Theft of other property
	08207 Theft common
	08208 Store breaking and theft
	08209 Theft by agent
	08210 Theft by person in public service
	08211 Theft by servant and clerk
	08212 Theft from a person
	08213 Theft of a postal matter
	08214 House breaking and theft
	08215 Stealing goods in transit
	<b>0830 HANDLING STOLEN PROPERTY</b>
	08301 Handling/ carrying or possession of stolen property
	08302 In possession of property stolen outside Botswana
	08303 Receiving stolen property
<b>09</b>	<b>FRAUD, DECEPTION AND RELATED OFFENCES</b>
	<b>0910 FRAUD, FORGERY AND FALSE INSTRUMENT OFFENCES</b>
	09101 Fraud, deception, false pretence offences
	09102 Forging an instrument to defraud
	09103 Possession of an article for use in fraud, deception or extortion
	09104 Falsification of accounts
	09105 Offences under the Companies Act
	09106 Offences under the Investment Intermediaries Act
	09107 Offences under the Stock Exchange Act
	09108 Forging licenses
	09109 Forgery and uttering
	09110 Making documents without authority
	09111 Alter document without authority
	<b>0920 OTHER FRAUD</b>
	09201 Money laundering
	09202 Embezzlement
	09203 Fraud against the country
	09204 Importation/Sale/Supply of tobacco
	09205 Fraudulent appropriation of power
	<b>0930 COUNTERFEITING CURRENCY AND RELATED OFFENCES</b>
	09301 Counterfeiting notes and coins
	<b>0940 CORRUPTION</b>
	09401 Corruption (involving public office holder)
	09402 Official corruption
	09403 Removal of property under lawful seizure
<b>10</b>	<b>CONTROLLED DRUG OFFENCES</b>
	<b>1010 IMPORTATION/MANUFACTURE OF DRUGS</b>
	10101 Importation of drugs
	10102 Cultivation or manufacture of drugs
	<b>1020 POSSESSION OF DRUGS</b>
	10201 Possession of drugs for sale or supply
	10202 Possession of drugs for personal use
	<b>1030 OTHER DRUG OFFENCES</b>
	10301 Forged or altered prescription offences
	10302 Failure to produce order, prescription, or drug book for inspection

	10303	Possessing or using a habit forming drug
	10304	Failure to comply with conditions of drug permit or license
	10305	Dealing in habit forming drugs
	10306	Obstruction under the Drugs Act
	10307	Cause death through intoxicating drugs
<b>11</b>		<b>WEAPONS AND EXPLOSIVES OFFENCES</b>
	<b>1110</b>	<b>EXPLOSIVES, CHEMICAL WEAPONS OFFENCES</b>
	11101	Causing an explosion
	11102	Making of explosives
	11103	Possession of explosives
	11104	Chemical weapons offences
	<b>1120</b>	<b>FIREARMS OFFENCES</b>
	11201	Discharging a firearm
	11202	Going armed in public
	11203	Owning an arm without license
	11204	Failure to comply with the demands of production of arm license or certificate
	11205	Dangerous acts with arms
	11206	Having in possession arms or ammunition while convicted of offence under this act
	11207	Making false statement for the purpose of procuring registration as an arm dealer
	11208	Making false entry in an arm dealers registry
	11209	Failing to keep an arm or ammunition under safe custody
	11210	Failure to report lost or stolen arm/ammunition
	11211	Importing arms or ammunition without permit
	11212	Exporting arms or ammunition without permit
	11213	Possessing unregistered arms or ammunitions
	11214	Selling arm or ammunition
	11215	Disposing arms or ammunitions
	11216	Transferring arms or ammunitions
	11217	Manufacturing arms or ammunitions without Manufacturer' license
	11218	Possessing special types of arms or ammunition
	11219	Importing arms or ammunitions of war without permit
	11220	Possessing unregistered arms or ammunition of war without permit
	11221	Owning an arm or ammunition of war/arm without license
	11222	Use of arms to resist arrest
	<b>1130</b>	<b>OFFENSIVE WEAPONS OFFENCES (NEC)</b>
	11301	Possession of offensive weapons (not firearms)
	<b>1140</b>	<b>FIREWORKS OFFENCES</b>
	11401	Fireworks Offences (for sale, IGNITING etc.)
<b>12</b>		<b>DAMAGE TO PROPERTY AND TO THE ENVIRONMENT</b>
	<b>1210</b>	<b>CRIMINAL DAMAGE</b>
	12101	Arson
	12102	Criminal damage (not arson)
	12103	Malicious injury to property
	<b>1220</b>	<b>ENVIRONMENTAL DAMAGE</b>
	12201	Litter offences
<b>13</b>		<b>PUBLIC ORDER AND OTHER SOCIAL CODE OFFENCES</b>
	<b>1310</b>	<b>DISORDERLY CONDUCT</b>
	13101	Affray/Riot/Violent disorder
	13102	Public order offences
	13103	Drunkenness offences
	13104	Air rage-disruptive or drunken behaviour on aircraft
	<b>1320</b>	<b>TRESPASS OFFENCES</b>
	13201	Forcible entry and occupation (not burglary)
	13202	Trespass on lands or enclosed areas
	13203	Criminal trespass
	<b>1330</b>	<b>LIQUOR LICENSING OFFENCES</b>
	13301	Failure to keep register being a hotel liquor license premises
	13302	Carrying on other businesses on licensed premises
	13303	Altering licensed premises without approval by the licensing authority
	13304	Selling intoxicating liquor without license
	13305	Selling liquor to young persons
	13306	Obstructing a health inspector to carry out his/her duty
	13307	Selling intoxicating liquor to a drunken person
	13308	Procuring drink for drunken person
	13309	Making a false entry or statement in a hotel register
	13310	Departing from licensed premises without paying
	13311	Drinking liquor in a bottle store or on a prohibited area
	13312	Failure to provide meals and accommodation being a hotel keeper
	13313	Obstruct/resist licensed premises to be closed by authorised person
	13314	Refusing to leave licensed premises
	13315	Adulterating liquor
	13316	Permitting licensed premises to be a brothel
	13317	Making business or trading without a license/certificate
	13318	Willingly making a false statement in a document
	13319	Keeping wholesale quantities of intoxicating liquor on licensed premises
	13320	Other Liquor licensing offences
	13321	Other Registered clubs offences
	13322	Other restaurant offences
	13323	Operating beyond stipulated hours
	<b>1340</b>	<b>PROSTITUTION OFFENCES</b>
	13401	Brothel keeping
	13402	Organization of prostitution
	13403	Prostitution, including soliciting etc.
	<b>1350</b>	<b>REGULATED BETTING/MONEY, COLLECTION/TRADING OFFENCES</b>
	13501	Offences under the Betting Acts
	13502	Collecting money without permit, unauthorized collection
	13503	Offences under Gaming and Lotteries Acts

	13504	Permit/License offences for casual/street trading
<b>1360</b>		<b>SOCIAL CODE OFFENCES (NEC)</b>
	13601	Bestiality
	13602	Indecency
	13603	Allowing a child (under 16 years) to beg
	13604	Bigamy
	13605	Begging
	13606	Rogues and vagabonds
<b>14</b>		<b>ROAD AND TRAFFIC OFFENCES (NEC)</b>
<b>1410</b>		<b>DRIVING LICENCE/INSURANCE OFFENCES</b>
	14101	Driving license-failure to have, produce, etc.
	14102	Insurance-failure to have, produce, display, etc.
	14103	Driving an unlicensed motor vehicle.
	14104	Failure to display road license.
<b>1420</b>		<b>VEHICLE TAX/REGISTRATION OFFENCES</b>
	14201	Owning or driving unregistered motor vehicle
	14202	Misuse of Trade License
	14203	Failure to comply with conditions of motor dealer's license
<b>1430</b>		<b>ROADWORTHINESS/REGULATORY OFFENCES</b>
	14301	Misuse of trailers, weight and other offences
	14302	Obstruction under Road Traffic Acts
	14303	Driving motor vehicle with worn out tires
	14304	Driving motor vehicle with insufficient hand brake
	14305	Driving motor vehicle with insufficient foot brake
	14306	Drawing a trailer with inefficient braking foot brake
	14307	Drawing motor vehicle not equipped with mudguard
	14308	Driving motor vehicle with defective warning device
	14309	Riding a bicycle with defective warning device
	14310	Driving motor vehicle with shattered windscreen
	14311	Driving motor vehicle with defective wipers
	14312	Driving motor vehicle without mirrors, speedometer, fuel cap
	14313	Driving motor vehicle with defective head lamps
	14314	Driving motor vehicle with defective park lamps
	14315	Driving motor vehicle with defective rear/tail lamps
	14316	Driving motor vehicle with defective stop lights
	14317	Driving motor vehicle with defective registration lamps
	14318	Riding a bicycle at night without lamps
	14319	Operating an animal drawn vehicle without a lamp
	14320	Driving a motor vehicle with defective indicator
	14321	Driving a motor vehicle with height exceeding 4.1 meters
	14322	Riding bicycle on a dangerous position
	14323	Failure to keep record of the driver
	14324	Spanning more than two donkeys abreast
	14325	Walking along / across the road in a dangerous manner
	14326	Making noise / sounding instrument for the purpose of touting
	14327	Permitting incompetent person to drive animal drawn vehicle
	14328	Leaving animal drawn vehicle unattended
	14329	Failure to stop at a level crossing
	14330	Failure to close the gate
	14331	Ungazetted identification plates
	14332	Carrying passengers while a learner
	14333	Failure to display red letter L
	14334	Failure to obey warning sign on projecting loads overloading goods
	14335	Carrying goods or passengers in a manner likely to obscure driver's view.
	14336	Driving motor vehicle exceeding 10.5 meters during prohibited hours
	14337	Failure to wear a protective helmet
	14338	Failure to display number plates
	14339	Driving a motor unaccompanied whilst a learner
	14340	Permitting unlicensed person to drive
	14341	Carrying a passenger, animal or article in front of a motor cycle driver
	14342	Riding a motor vehicle in a dangerous position
	14343	Causing damage to a motor vehicle
	14344	Tampering with a motor vehicle
	14345	Taking a motor vehicle without authority
	14346	Leaving a motor vehicle unattended
	14347	Obstructing a police officer
	14348	Applying for a license without disclosing endorsement
	14349	Failure to obey police direction or signal
	14350	Failure to obey traffic signs or signals
	14351	Careless driving (other vehicles)
	14352	Reckless Driving (other vehicles)
	14353	Drunken driving of other vehicles (not motor vehicles)
	14354	Fraudulent use of imitated plates document or mark
	14355	Giving false information to public servant
	14356	Failure to stop and report an accident
	14357	Failure to provide breath or blood specimen
	14358	Leaving cattle unattended on main road
	14359	Playing games obstructing road ushers
	14360	Lead, drive animal or vehicle on foot path
	14361	Fraudulent application for driving license
	14362	Failure to stop and report a fatal accident
	14363	In charge of a motor vehicle whilst unfit through drinks
	14364	Reckless drinking (motor vehicle)
	14365	Using a motor vehicle in such condition as to constitute danger to the public
	14366	Traffic in obscene publication
	14367	Driving while disqualified
	14368	Other road offences
	14369	Careless and inconsiderate Driving
<b>1440</b>		<b>ROAD TRANSPORT/PUBLIC SERVICE VEHICLE OFFENCES</b>

14401	Road Transport - carriage of goods offences
14402	Overloading passengers in a P.S.V
14403	Using a P.S.V without a P.S.V driving license
14404	Operating P.S.V in unhygienic condition
14405	Driving a P.S.V without a fire extinguisher
14406	Conducting without conducting P.S.V
14407	Driving P.S.V without P.S.V driving license
14408	Driving P.S.V without due care and attention
14409	P.S.V reckless driving
14410	Disobeying P.S.V. driver /conductor not to enter because it is full
14411	Public Service Vehicle offences
14412	Light rail offences (Luas)

**15 OFFENCES AGAINST GOVERNMENT, JUSTICE PROCEDURES AND ORGANISATION OF CRIME**

**1510 OFFENCES AGAINST GOVERNMENT AND ITS AGENTS**

15101	Treason
15102	Breaches of Offences Against the State Acts
15103	Breaches of Official Secrets Act
15104	Impersonating member of An Garda Síochána
15105	Electoral offences including personation
15106	Public mischief-annoying phone calls, wasting police time
15107	Criminal Assets Bureau offences
15108	Non-compliance with Garda direction
15109	Destruction of statutory document
15110	Traffic in obscene publication
15111	Abuse of office
15112	False assumption of authority
15113	False information to a public officer
15114	Personating persons employed in public service
15115	Tampering with public officers
15116	Undermining authority of a public service
15117	Refusal to be searched by authorized person
15118	Holding any interest without permission from the minister
15119	Possession of stamp dye
15120	Wearing nurses uniform
15121	Failure to disclose conflict of interest
15122	Failure to explain standard of living/possession of unexplained property
15123	Failure to pay compensation/wages
15124	Failure to provide necessities

**1520 ORGANISATION OF CRIME AND CONSPIRACY TO COMMIT CRIME**

15201	Criminal organization offences (organized crime)
15202	Conspiracy to commit a crime

**1530 PERVERTING THE COURSE OF JUSTICE**

15301	Perjury
15302	Interfering with a jury (embracery)
15303	Assisting offenders
15304	Public mischief, pervert course of justice, conceal offence
15305	Obstructing court officers
15306	Destroying evidence
15307	Interfering with a witness

**1540 OFFENCES WHILE IN CUSTODY AND RELATED OFFENCES**

15401	Escape or help to escape from custody
15402	Prison offences
15403	Attempt from lawful custody

**1550 BREACH OF JUSTICE/COURT ORDER**

15501	Breach of Domestic Violence Order (protection, safety, barring)
15502	Breach of the peace
15503	Breach of bail
15504	Failure to comply under Sex Offenders Act
15505	Breach of order under Family Law Act
15506	Dealing in any assets subject to an order of the court
15507	Other failure to comply with court order, jury summons, warrant etc.

**16 OFFENCES NOT ELSEWHERE CLASSIFIED (NEC)**

**1610 IMPORTATION/CONTROL/WELFARE OF ANIMALS OFFENCES**

16101	Illegal importation of animals
16102	Control of horses offences
16103	Dog ownership offences (license, control etc.)
16104	Injuring animals
16105	Killing animals with intent to steal
16106	Unlawful wounding
16107	Offences against animals
16108	Non-reporting of matimela
16109	Unlawful importation or possession on acquisition of ivory

**1620 FISHERIES/MARITIME OFFENCES**

16201	Breaches of fishing quota/related regulation
-------	--

**1630 USE OF DATA, ELECTRONIC COUNTERFEIT AND BROADCASTING OFFENCES**

16301	Unauthorized accessing of data
16302	Recording, possession, distribution of counterfeit material
16303	Unauthorized broadcasting and illegal signal reception

**1640 IMMIGRATION OFFENCES/ CARRIER LIABILITIES**

16401	Overstaying in Botswana
16402	Making a contradictory statement for the purpose of entering Botswana
16403	Unlawful entry in Botswana
16404	Failure to comply with visit conditions
16405	Failure to transmit residential permit to the board
16406	Failure to transmit residential permit to the minister
16407	Re- entering Botswana as a prohibited immigrant

16408	Aiding or abetting unlawful entry
16409	Forging certificates or documents for the purpose of entering Botswana
16410	Uttering or using false certificate or document for the purpose of entering Botswana
16411	Unlawful possession of residential permit
16412	Delivering residential permit, passport or other I.D document for the use by other person
16413	Forging or altering unlawfully a residential permit, passport or any I.D document
<b>1650</b>	<b>STOCK THEFT</b>
16501	Duty to ascertain bonafides of seller of stock
16502	Trespass with intent to steal
16503	Night delivery of stock
16504	Making false statement in a certificate
16505	Failure to produce removal certificate
16506	Tampering with stock or produce
16507	Possession of stolen stock
16508	Dealing in stolen stock or produce
16509	Stealing stock or produce
<b>1660</b>	<b>PRECIOUS STONES OFFENCES</b>
16601	Failure to report discovery of precious stones
16602	Entering any protection area when the exclusion order is still in force
16603	Making false statement in order to apply for dealers license or permit
16604	Signing false notes of sale and purchase
16605	Dealing in rough or uncut precious stone to keep register of transaction
16606	Failure to deliver picked or found precious stone to the police station
16607	Dealing in precious stones during night time, Sunday or holidays
16608	Making false declaration of discovery of precious stones
16609	Placing of precious stones where not naturally found
16610	Unlawful dealing in and possession of rough or uncut precious stones
16611	Purchases from or sale to unauthorized person
16612	Failure to report imported precious stone in the district
16613	Unlawful mining
<b>1670</b>	<b>MISCELLANEOUS OFFENCES</b>
16701	Abortion
16702	Procuring or assisting in abortion
16703	Concealment of birth
16704	Destroying/Disposing of a dead body
16705	Pawn broking offences
16706	Offences in connection with rail travel
16707	Employment permit offences (relating to non-Batswana national)
16708	Idle and disorderly person
16711	Cheating
16712	Entering dwelling with intent to commit offence
16713	Obtaining by false pretences
16715	Attempt to commit an offence
16716	Unnatural offence
16717	Accessory after fact
16718	Demanding property with menace
16719	Attempt to procure abortion
16720	Attempt to commit unnatural offence
16721	Issuing cheque with no funds





ISBN NO: 978-99968-458-3-3

