




Crime Statistics Report 2012/13

ISBN: 978-99968-485-7-5



STATISTICS BOTSWANA

Statistics Botswana. Private Bag 0024 Gaborone Botswana
Tel: (+267) 367 1300. **Fax:** (+267) 395 2201. **Email:** info@statsbots.org.bw **Website:** www.statsbots.org.bw



Crime Statistics Report 2012/13

Published by

Statistics Botswana
PrivateBag 0024, Gaborone
Website: www.statsbots.org.bw
Email: info@statsbots.org.bw

Contact: Crime, Civil and Vital Unit
Census and Demography Division
Tel: (267)3671300
(267)3718148
Fax: (267) 3952201

March, 2017
COPYRIGHT RESERVED
Extracts may be published if source
is duly acknowledged

ISBN: 978-99968-485-7-5

Preface

This is the sixth issue of the Crime statistics. It is based on the 2012/13 decided criminal cases from all Magistrates Courts in Botswana.

The report is based on data obtained from all the twenty four magisterial courts in Botswana. The analysis covers only decided criminal cases and excludes other cases such as civil and matrimonial cases and all pending cases. The crime classification used in the analysis of the data was adopted from the Irish Crime classification and adapted for the Botswana situation. Data was sourced electronically from the Case Information Management System (CIMS), located at the Gaborone High Court, and then edited, coded, tabulated and then analysed.

This Report has an introductory background followed by discussion of findings, conclusion, and tables and crime classification schedule are appended at the end. For analysis, offences were classified into broader Crime Classifications as follows; homicide, sexual, threat to murder, dangerous or negligent acts, kidnapping, robbery, burglary, theft and related offences, fraud, controlled drugs, weapons and explosives, damage to property, public order and other social code, road and traffic, offences against government and justice procedures and then offences not elsewhere classified category.

I would like to acknowledge and appreciate the contributions of the Administration of Justice for providing data and their support in the production of this report.



Dr Burton Mguni
Acting Statistician General
March 2017

Contents

Preface	5
1.0 Introduction	7
Coverage	7
Challenges	7
2.0 Discussion of Findings	8
2.1 Decided criminal cases, 2007-2013	8
2.2 Accused by Sex and Age	8
2.3 Decided cases by Magistrate courts	10
2.4 Offences Committed	11
2.6 Accused by Age	13
2.7 Percentage distribution of verdict -2012/2013	16
2.8 Sentences	17
3.0 Conclusion	17
Appendix A	18
Table A1: Percentage Distribution of Decided Cases and accused by Magisterial Courts, 2012 and 2013	19
Table A2: Total Number of decided cases by Magistrate Courts 2007-2013	20
Table A3: Number of Accused by Magisterial Court, Sex and Age, 2012	21
Table A4: Total number of Offences by Magisterial Court and Sex of Accused, 2012	25
Table A5: Total Number of Offences by Sex and Age of Accused, 2012	29
Table A6: Number of Offences by Verdict and Sex of Accused, 2012	33
Table A7: Number of Accused by offence, verdict and Sex-2012	37
Table A7a: Percent accused by Offence and Verdict, 2012	41
Table A8: Total number of accused by magisterial courts by sentence pronounced - 2012	42
Table B1 Number of Accused by Magisterial Court, Sex and Age, 2013	43
Table B2: Total number of Offences by Magisterial Court and Sex of Accused, 2013	47
Table B3: Total Number of Offences by Age and Sex of Accused, 2013	51
Table B4: Number of Offences by Verdict and Sex of Accused, 2013	55
Table B5: Percent distribution of accused by offence and Verdict, 2013	59
Table B6 Total number of accused by verdict and type of Plea - 2013	60
Table B7: Number of accused by offence, verdict and sex -2013	61
Table B7a: Percent distribution of accused by offence and verdict -2013	65
Appendix B	66
List of Charts	
Chart 1: Decided cases, 2007-13.....	8
Chart 2: Percentage Distribution of accused by Sex, 2012-13.....	8
Chart 3a: Percentage Distribution of accused by Sex and age group, 2012.....	9
Chart 3b: Percentage Distribution of accused by Sex and age group, 2013.....	10
Chart 4: Percentage decided cases by Magisterial Courts, 2012/2013.....	11
Chart 5a: Percentage Distribution of Offences Committed, 2012.....	12
Chart 5b: Percentage Distribution of Offences Committed, 2013.....	12
Chart 6: Percentage Distribution of Accused by age 2012 and 2013.....	13
Chart 7a: Percentage distribution of verdict-2012.....	16
Chart 7b: Percentage distribution of verdict-2013.....	16

1.0 Introduction

This report is published annually by the Crime and Vital Statistics Unit of Statistics Botswana. The report analyses data extracted from the Case Information management System (CIMS) of the Administrative of Justice(AOJ). It highlights only decided criminal cases attended to by Magistrate Courts in the years 2012 and 2013. Civil and matrimonial cases which are also covered in the same courts were not included in this report. Statistics Botswana received data from the High Court in electronic format and then edited, categorised the offences according to the Irish Crime Classifications and produces yearly reports on court case statistics. Magisterial Courts were categorized into two regions as follows:

1. The Southern region which comprises of the Broadhurst, Village, Extension II, Ramotswa, Lobatse, Jwaneng, Mochudi, Kanye, Molepolole, Hukuntsi, Tsabong, and Gantsi Magisterial Courts.
2. The Northern region includes Francistown, Selibe-Phikwe, Bobonong, Mahalapye, Serowe, Palapye, Letlhakane, Masunga, Maun, Gumare and Kasane Magisterial Courts.

For the purpose of analysis, offences have been classified into broad categories of: homicide, sexual, threat to murder, dangerous or negligent acts, kidnapping, robbery, burglary, theft and related offences, fraud, controlled drugs, weapons and explosives, damage to property, public order and other social code, road and traffic, offences against government and justice procedures and the offences not elsewhere classified category. These broad classifications were adopted from the Irish Crime Classification and adapted to Botswana criminal offences scenario.

The Principal Offence Rule states that if a person commits more than one offence simultaneously, s/he is recorded only for the most serious offence and in that case the number of accused will always be equal to the number of offences recorded. The Principal Offence Rule was not applied when analysing the data, instead, at most four (4) offences committed by the accused were used. As such the number of accused is likely to be less than the number of offences committed.

The report provides a profile of the characteristics of the defendants, data about the offences which they have been charged with, their guilt or innocence, and sentence outcomes for those proven guilty. It should however be noted that not all decided cases were initially filed in 2012 or 2013, but some had been brought forward from previous years and concluded or decided in the year 2012 or 2013. Also not all cases registered in 2012 or 2013 were disposed of in the same year.

Challenges

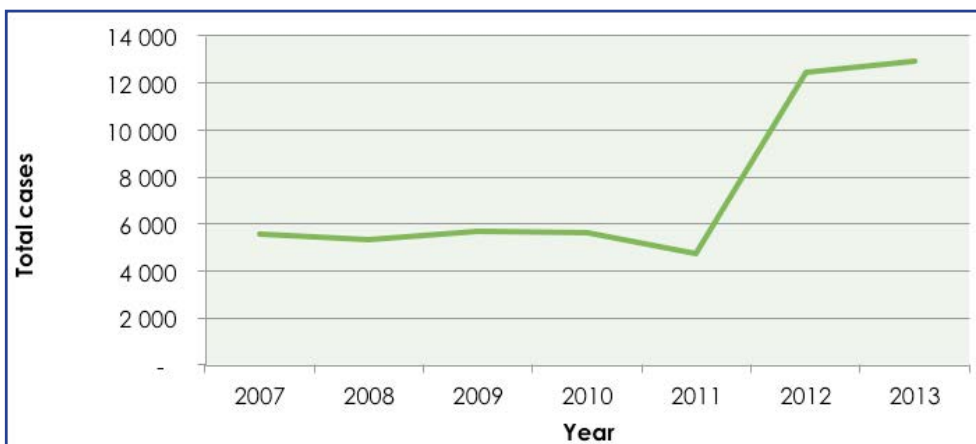
Since the information collected by the Administration of Justice Department was largely meant for administrative purposes, some variables, crucial for statistical purposes, such as sex and age of the accused, date of initial filing, date of judgement were at times omitted. In some cases offences and verdicts were not consistently entered into the system, leading to a lengthy and cumbersome process of data cleaning, classification and coding. Statistics Botswana will continue to work with AOJ to find ways of resolving these challenges.

2.0 Findings

2.1 Decided criminal cases, 2007-2013

Chart 1 below shows that there was an almost constant trend in the number of decided cases from 2007 to 2010 followed by a moderate decline in 2011. However, between 2011 and 2012 there was a sharp increase in the number of cases that were decided or disposed of (from 4,720 in 2011 to 12,422 in 2012).

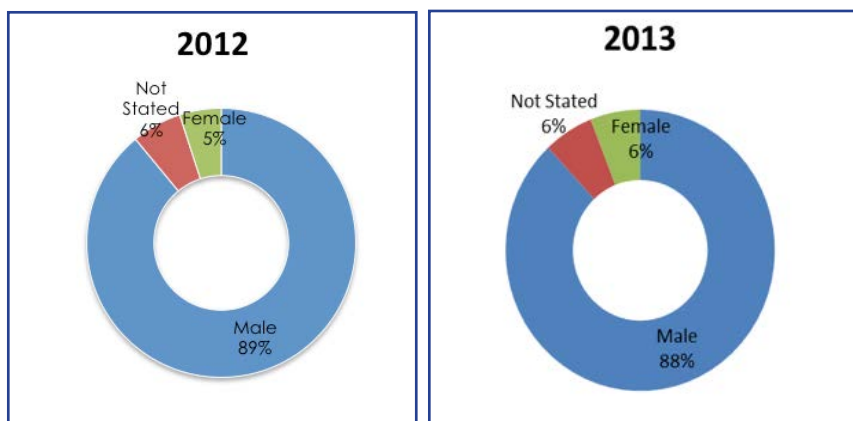
Chart 1: **Decided cases, 2007-13**



2.2 Accused by Sex and Age

The general level of crime as presented in this report indicates that female participation in criminal activities was lower when compared to their male counterparts. Overall, males contributed about 89.0 percent of the accused while females constituted about 5.0 percent in 2012 and this proportion almost remained constant in 2013 when 88.0 percent of males participated in criminal activities compared to only 6 percent for females. About 6.0 percent of the accused had their sexes not stated for both years.

Chart 2: **Percentage Distribution of accused by Sex, 2012-13**



Previous reports on crime statistics have shown that male participation in crime was higher compared to that of their female counterparts. A further look at crime participation by age group shows that male participation in criminal activities were higher than those of their female counterparts in majority of the age groups. Highest percentages of crime for males was observed for age groups 25-29 up to age group 35-39, with a peak at age group 30-34 for both 2012 and 2013. In the year 2012, males aged 25-29 and 35-39 were at par with 16.4 percent each and increased to 17.1 for the 25-29 but decreased to 15.9 for the 35-39 in the subsequent year. In 2012 the number of accused aged 30-34 showed a peak of 22.0 percent and decreased by 0.6 percentage points to 21.4 percent in 2013. Higher numbers (16,855) of accused were recorded in the year 2013 compared to 13,814 recorded in 2012. Age groups 15-19 and 65+ for males shows the least number of accused, the percentage of accused stood at 0.4 for age group 15-19 and 1.1 for those aged 65 and above.

A comparison of the two years by age group and sex of the accused for the two years shows that, females aged 15-19 for both years had lowest percentages of accused with the number of accused females increasing at age group 25-59 for both 2012 and 2013 and reaching a peak at age group 30-34, and declined as the age of accused increases. The proportions of accused females aged 30-34 were similar for 2012 and 2013 with 1.1 percent. Similarly female aged 35-39 accounted for 0.9 percent of the accused for both years of 2012 and 2013. A decrease of 0.7 percent from 0.8 percent to 0.1 percent is shown between 2012 and 2013 for female accused aged 40-44.

Around 3.0 percent of the accused were males whose age was not specified as compared to 0.2 percent of their female counterparts for both 2012 and 2013.

Chart 3a: Percentage Distribution of accused by sex and age group, 2012

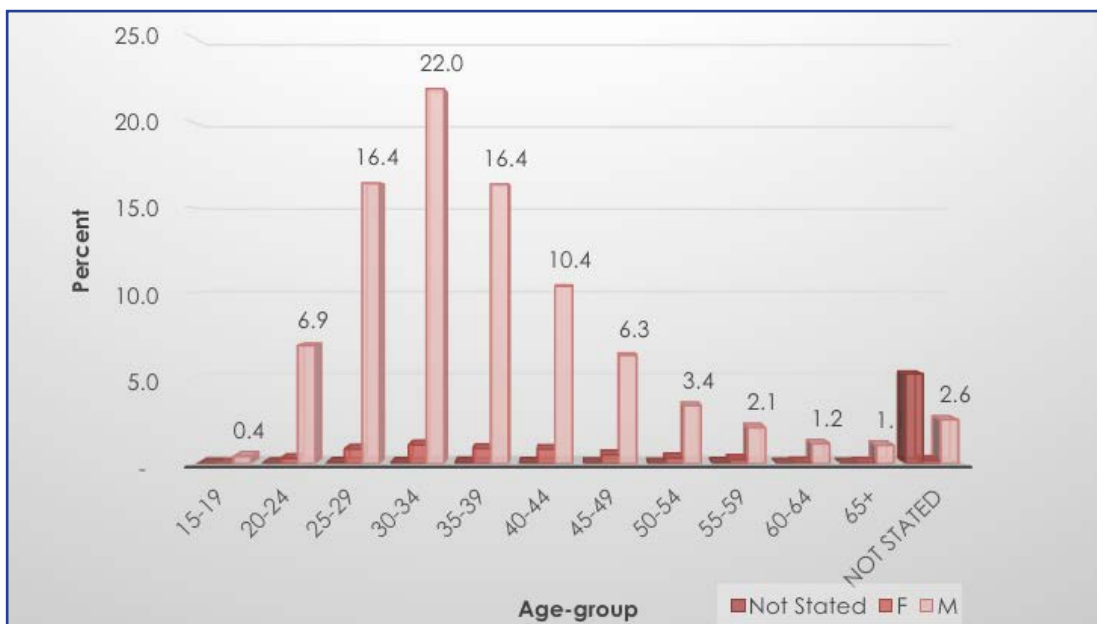
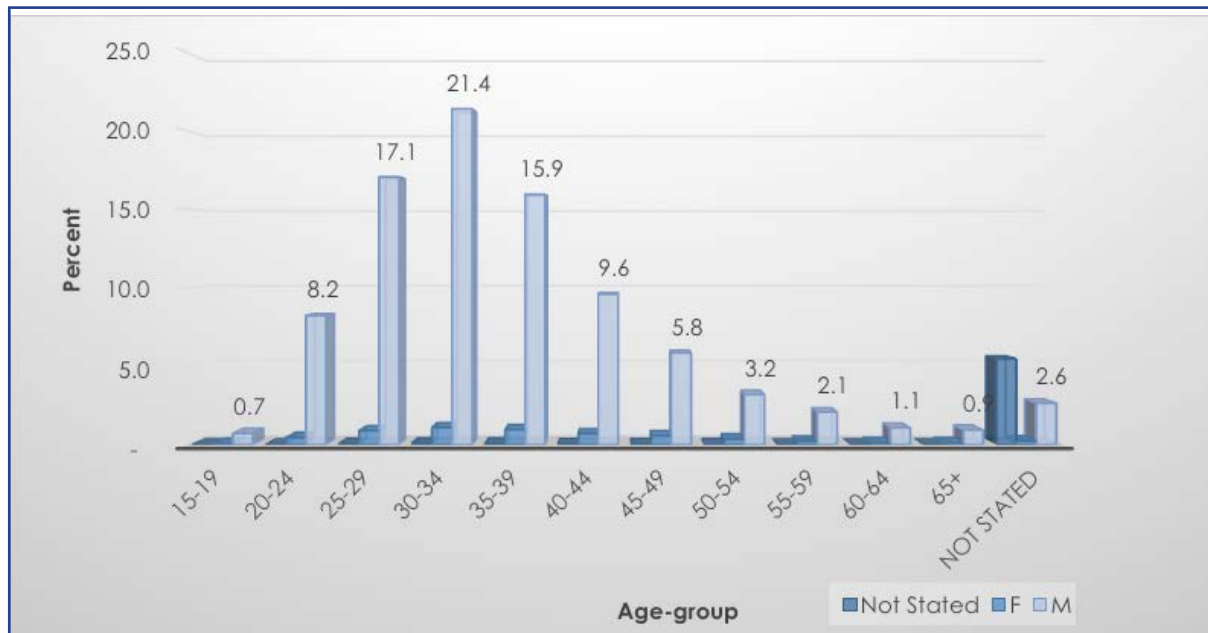


Chart 3b: Percentage Distribution of accused by sex and age group, 2013

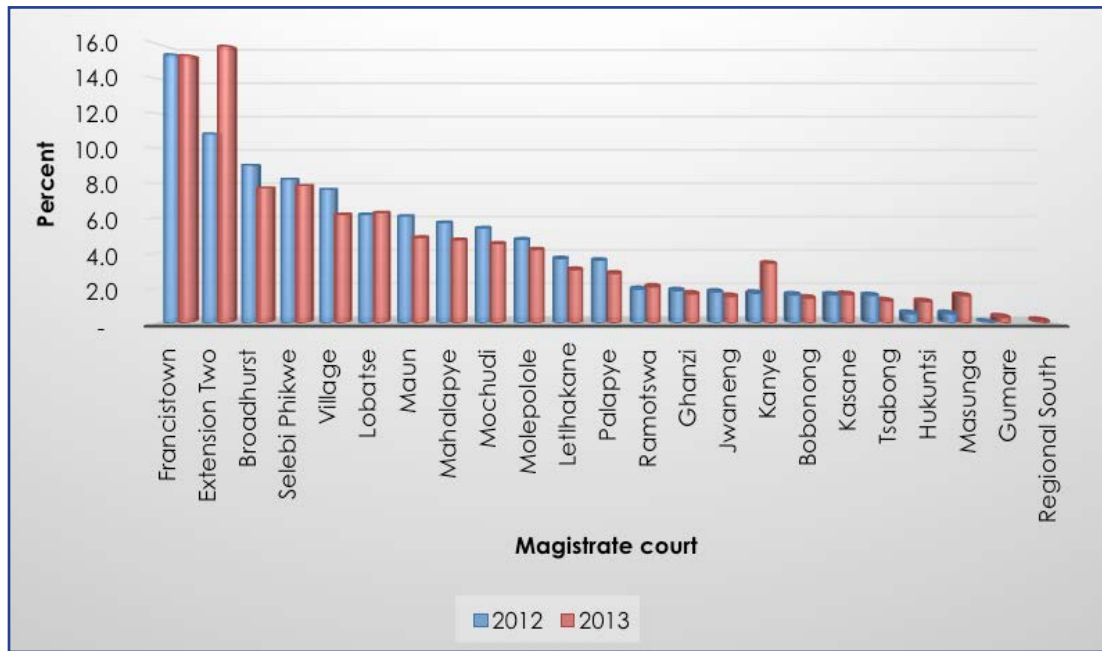


2.3 Decided cases by Magistrate courts

In 2012, Francistown Magistrate court had the highest number of accused with cases disposed of, followed by the Extension II Magistrate court at 15.4 percent and 10.9 percent respectively. However, in 2013 Extension II had the highest number of accused with cases disposed of (15.9 percent) followed by Francistown at (15.3 percent). Cases disposed of in Francistown magistrate court had a slight increase of 0.1 percentage point between 2012 and 2013, while Extension II increased by 5.0 percentage points over the period.

The findings show that on average all the magistrate courts located in towns and cities recorded high percentage of decided cases, with each recording more than 5.0 percent of cases disposed of across all the magistrate courts. Jwaneng, the only town with a few number of cases disposed of, recorded 1.8 percent and 1.5 percent for 2012 and 2013 respectively. Hukunsi, Masunga and Gumare recorded less than 1.0 percent of cases disposed of in 2012 while Gumare and Regional south had less than 0.5 percent for 2013. It should however be noted that in most courts the percentage of cases disposed of, decreased from 2012 to 2013, except for Extension two, Kanye, Gumare, Ramotswa, Masunga and Hukunsi. Kanye doubled its disposal percentage from 1.7 to 3.4 percent Kasane disposed 1.6 percent of all decided cases for both 2012 and 2013.

Chart 4: Percentage decided cases by Magisterial Courts, 2012/2013



2.4 Offences Committed

The findings of the report shows that the total number of offences recorded from the decided cases increased from 16,038 in 2012 to 19,585 in 2013, which was an increase of 22.1 percent (see table A6 and B3). Table 2.2 below shows that theft and related offences was the most common offence committed in 2012 at 19.6 percent, followed by offences not elsewhere classified at 14.9 percent. Theft and related offences include theft/taking of vehicle and related offences, theft (not vehicle) and handling of stolen property, while offences not elsewhere classified involves importation/control/welfare of animal offences, Immigration offences, stock theft and precious stones offences (see Appendix B).

The leading five offences committed in 2013 were theft and related offences (20 percent), offences not elsewhere classified (13 percent), dangerous and negligent acts (12 percent), road and traffic offences (10 percent) and attempts/threats to murder, assaults, harassments and related offences (9 percent). In 2012 the same offences were recorded as the top five except for attempts/threats to murder, assaults, harassments and related offences which was replaced by sexual offences.

Sexual offences decreased by 1 percentage point from 8 percent in 2012 to 7 percent in 2013. Sexual offences encompass a variety of criminal acts, ranging from sexual threats' to unwanted contact rape. These acts were perpetrated by male offenders against females.

The results also show that homicide which included murder, infanticide and manslaughter contributed 3.7 percent to the overall percentage of offences committed, and increased to 4 percent between 2012 and 2013. It should however be noted that although closed at magistrates courts all homicide cases are committed to the High Court for trial and final judgement.

The report shows that burglary, robbery and theft all involve the loss of valuable items. Robbery is a violent crime involving the loss of property, occurring when the victim is present. The offender can use force with or without a weapon or injury

to the victim. According to the findings, robbery which also includes extortion and hijacking offences was estimated at 6 percent both in 2012 and 2013. On the other hand burglary is when a theft occurs in a dwelling or structure that may or may not be inhabited at the time of the crime. These offences contributed to 5 percent of all offences disposed of in 2012 and 4 percent in 2013, a decline of 1 percentage point over the period.

Chart 5a: Percentage Distribution of Offences Committed, 2012

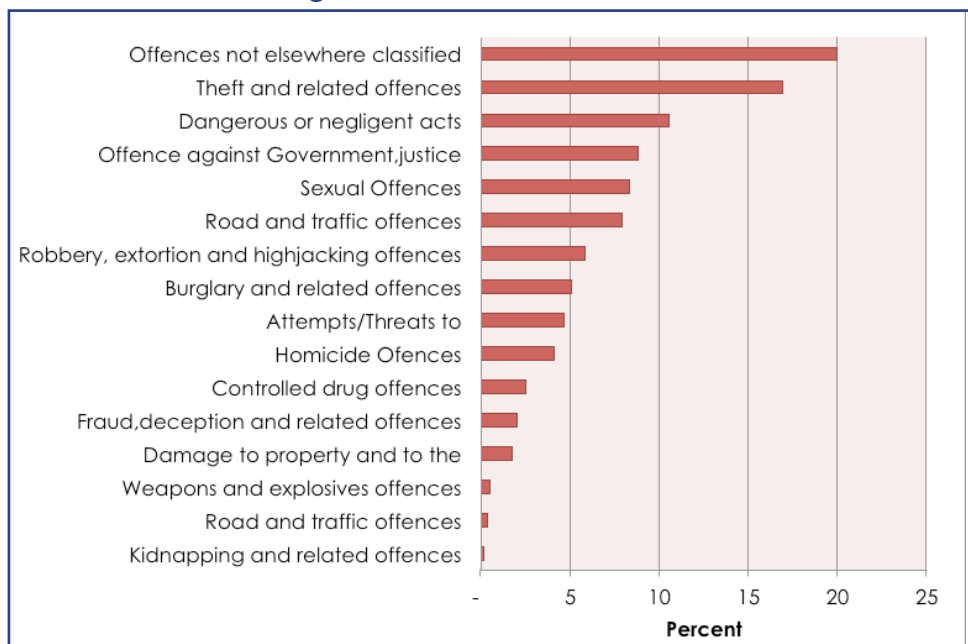
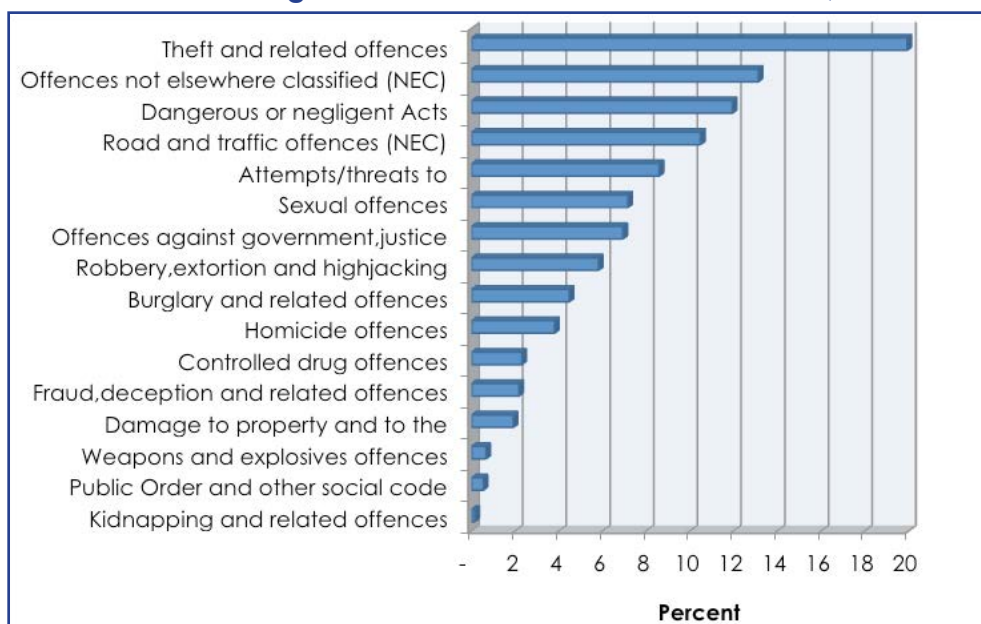


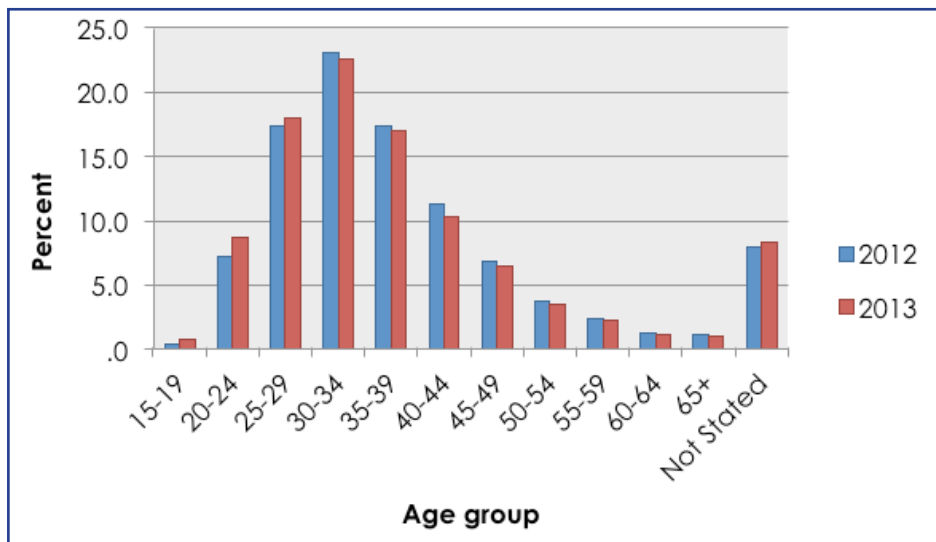
Chart 5b: Percentage Distribution of Offences Committed, 2013



2.6 Accused by Age

The majority of the accused were concentrated within the population aged 20 – 39. This pattern has been dominant over the years. The crime percentage rises steadily from age group 20-24, reaching a peak at age group 30-34 and decreasing with increase in age. This is shown on chart 6 below. The distribution further shows that youth were leading in all types of offences recorded with the age group 30-34 leading at 23.1 and 22.6 percent in 2012 and 2013 respectively.

Chart 6: Percentage Distribution of Accused by Age, 2012 and 2013



Tables 1a and 1b below, shows that the accused who appeared for hearing on homicide (murder, infanticide and manslaughter) were concentrated within age groups 25-29 up to 35-39 for both 2012 and 2013. For both 2012 and 2013, age group of 30-34 had the highest number of cases relating to the above offences at 0.9 and 0.8 percent respectively. The overall homicide offences stood at 3.7 percent in 2012 and 3.8 percent in 2013 showing an increase of 0.1 percentage.

Burglary on the one hand occurred mostly among the active age groups 15-19 up to 40-44. Among offenders who were accused of sexual offences, age groups 25-29 and 35-39 accounted for the highest number of such offences with 2.4 percent in 2012 and going down to 1.2 percent in 2013. Age group 30-34 showed a 1.7 percent and 1.6 percent indulgence in sexual crimes over 2012 and 2013 respectively. Kidnapping was the least committed offence recorded in both years. It should be noted that of all the offences recorded, theft and related offences accounted for the highest percentage at 5.1 in 2012 and 4.6 in 2013 committed by age group 30-34 in both years.

From Table 1a and 1b below, it can be noted that even though the elderly (65+) do not seem to partake much in criminal activities as the younger ages, they however partake in offences that do not involve physical strength such as controlled drug offences, fraud, forgery and false instrument offences. Overall, the 65+, 60-64 and 15-19 age groups participated less in crime, with percentages of 0.9, 1.2 and 0.7 respectively.

Table 1a: Percentage Distribution of Offences by Age Group of Accused, 2012

Offences	Not Stated	15-19	20-24	25-29	30-34	35-39	40-44	45-49	50-54	55-59	60-64	65+	Total
Homicide Offences	0,3	0,0	0,3	0,8	0,9	0,6	0,3	0,2	0,1	0,1	0,1	0,1	3,7
Sexual Offences	0,4	0,1	1,2	2,4	1,7	0,7	0,5	0,3	0,2	0,1	0,1	0,1	7,7
Attempts/Threats to murder, assaults, harassments and related offences	0,1	0,0	0,2	0,6	1,1	1,0	0,6	0,5	0,2	0,2	0,1	0,0	4,7
Dangerous or negligent acts	0,6	0,0	0,1	1,0	2,6	2,2	1,5	0,9	0,4	0,2	0,1	0,1	9,8
Kidnapping and related offences	0,0	-	-	0,0	0,0	0,1	-	0,0	-	0,0	0,0	0,0	0,2
Robbery, extortion and high jacking offences	0,5	0,0	1,0	1,9	1,6	0,7	0,3	0,1	0,0	0,0	0,0	0,0	6,1
Burglary and related offences	0,5	0,1	1,2	2,2	1,9	1,2	0,4	0,1	0,1	0,0	0,0	0,0	7,6
Theft and related offences	1,6	0,1	2,1	4,5	5,1	3,1	1,7	0,8	0,4	0,2	0,1	0,1	19,6
Fraud, deception and related offences	0,2	-	0,0	0,2	0,6	0,5	0,3	0,2	0,1	0,1	0,0	0,0	2,2
Controlled drug offences	0,1	0,0	0,1	0,5	0,5	0,3	0,2	0,2	0,2	0,1	0,0	0,1	2,3
Weapons and explosives offences	0,1	0,0	0,0	0,0	0,2	0,1	0,1	0,1	0,0	0,0	0,0	0,0	0,7
Damage to property and to the environment	0,2	0,0	0,2	0,4	0,5	0,3	0,1	0,1	0,1	0,0	0,0	0,0	1,8
Road and traffic offences	0,8	-	0,1	1,1	2,6	2,3	1,6	0,9	0,6	0,3	0,2	0,1	10,6
Offence against Government, justice procedures and organisation of crime	0,6	0,0	0,1	0,4	1,1	1,9	1,7	1,1	0,5	0,4	0,2	0,1	8,2
Offences not elsewhere classified	1,3	0,0	0,8	2,2	3,3	2,6	1,8	1,1	0,6	0,6	0,3	0,3	14,9
Total	7,4	0,4	7,6	18,0	23,6	17,5	11,1	6,5	3,5	2,2	1,1	1,0	100,0

Table 1b: Percentage Distribution of Offences by Age Group of Accused, 2013

	15-19	20-24	25-29	30-34	35-39	40-44	45-49	50-54	55-59	60-64	65+	Not Stated	Total
Criminal Offences													
Homicide offences	0,0	0,4	0,6	0,8	0,7	0,4	0,3	0,1	0,1	0,1	0,0	0,4	3,8
Sexual offences	0,0	0,5	1,2	1,6	1,4	0,8	0,4	0,2	0,2	0,1	0,1	0,6	7,2
Attempts/threats to murder, assaults, harrassments and related offences	0,1	0,7	1,6	2,0	1,6	0,9	0,5	0,3	0,2	0,1	0,1	0,7	8,6
Dangerous or negligent Acts	0,1	1,1	2,1	2,7	2,0	1,2	0,8	0,4	0,2	0,1	0,1	1,1	11,9
Kidnapping and related offences	-	0,0	0,0	0,0	0,0	0,0	0,0	0,0	0,0	-	-	0,0	0,2
Robbery, extortion and hi-jacking offences	0,0	0,6	1,0	1,3	1,0	0,7	0,4	0,2	0,2	0,1	0,1	0,4	5,8
Burglary and related offences	0,0	0,3	0,9	1,0	0,8	0,5	0,3	0,2	0,1	0,1	0,0	0,3	4,5
Theft and related offences	0,2	1,8	3,8	4,6	3,5	1,9	1,2	0,6	0,4	0,2	0,2	1,8	19,9
Fraud, deception and related offences	0,0	0,2	0,4	0,5	0,3	0,2	0,2	0,1	0,0	0,0	0,0	0,1	2,2
Controlled drug offences	0,0	0,2	0,5	0,5	0,4	0,2	0,2	0,1	0,1	0,0	0,0	0,2	2,3
Weapons and explosives offences	0,0	0,1	0,1	0,2	0,1	0,1	0,0	0,0	0,0	-	0,0	0,1	0,7
Damage to property and to the environment	0,0	0,1	0,3	0,4	0,3	0,2	0,2	0,1	0,0	0,0	0,0	0,2	1,9
Public Order and other social code offences	-	0,1	0,1	0,1	0,1	0,1	0,0	0,0	0,0	0,0	-	0,0	0,5
Road and traffic offences (NEC)	0,1	0,9	1,7	2,4	1,6	1,1	0,7	0,5	0,3	0,1	0,1	1,0	10,5
Offences against government, justice procedures and organisation of crime	0,1	0,7	1,2	1,5	1,2	0,8	0,4	0,2	0,1	0,1	0,1	0,5	6,9
Offences not elsewhere classified (NEC)	0,1	1,1	2,4	3,0	2,2	1,2	0,8	0,6	0,3	0,2	0,1	1,0	13,1
Total	0,7	8,7	18,0	22,7	17,0	10,2	6,5	3,5	2,3	1,2	0,9	8,3	100,0

2.7 Percentage distribution of verdict -2012/2013

Chart 7a shows that in 2012 about 30 percent of males whose cases were disposed of were found guilty, while 45.0 percent had their cases withdrawn and 14.0 percent were acquitted and discharged and only about 3.0 percent were dismissed for want of prosecution. About 4.0 percent of the verdicts were not stated while 6.4 percent remaining were either committed to high court, cautioned, or convicted/sentencing postponement (Table 7a) for the same year.

The corresponding figures for 2013 are shown in chart 7b. The chart shows that, the percentage of accused with cases withdrawn stood at 34.0 percent, followed by those whose verdict were not stated at 21.6 percent. Around 29 percent of accused were found guilty. It should also be noted that all cases of murder are not trialled at Magistrate courts but are rather closed and transferred to the High Courts. The accused for murder cases only appear at Magistrate Courts for mention while preparations are being made to hand the case over to the High Courts which are mandated with dealing with such cases.

Chart 7a: Percentage distribution of verdict males-2012

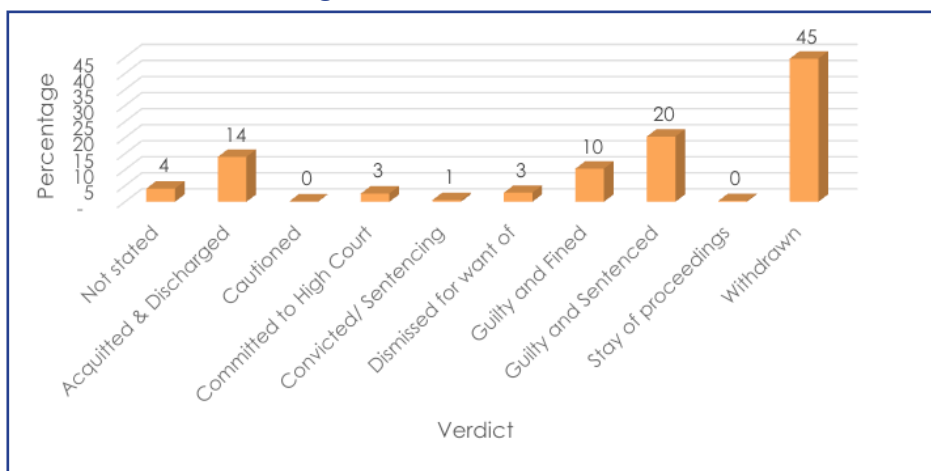
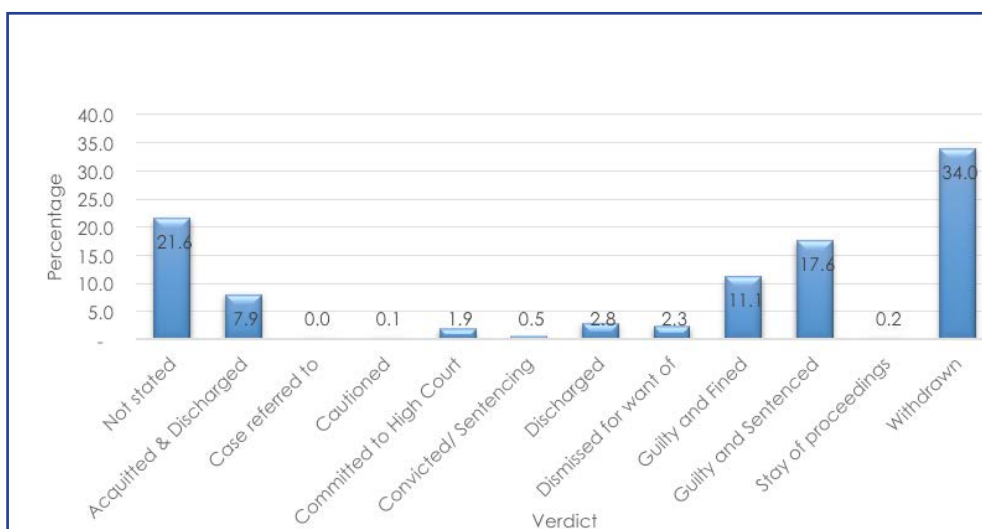


Chart 7b: Percentage distribution of verdict-2013



The percentage distribution of females also show the same trend when compared to the males of the same year. Around 32 percent of females were found guilty while 43.0 percent had their charges withdrawn. During the same year 2012, 19.0 percent of the offenders were acquitted and discharged while the remaining were cautioned, referred to high court, stay of proceedings, dismissed for want of prosecution or convicted/sentencing postponed.

2.8 Sentences

In 2012 out of the 13,814 accused adjudicated cases , 4,315 (31.2 percent) were found guilty. Of these 1,824 (42.3 percent) received a custodial or imprisonment sentence (this includes custodial and suspended, custodial and corporal punishment, and custodial and fine sentences). About 48.0 percent (2,053) received a fine sentence (including fine with custodial or suspended sentence). About 9 percent received corporal punishment, some with custodial or suspended sentence.

In 2013 about 36.0 percent of the 4,920 accused found guilty were given a custodial sentence, this includes those who had a custodial with fine, corporal or suspended sentence. About 43.0 percent were fined (including fine with custodial or suspended sentence) and 8.4 percent received corporal punishment.

3.0 Conclusion

During the period 2007-2013, the number of people whose cases were disposed of increased. There was an increase from 12,422 to 12,926 (4.0 percent) in case disposal for criminal activities from 2012 to 2013 respectively.

The distribution of offences among the different age groups show that youth are relatively more prone to committing crimes than other age groups and males take dominate in all criminal activities compared to their female counterparts. Despite the fact that youth are more prone to committing crime, during the period 2007-2013 their participation in criminal activities had been declining. Overall participation in criminal activities decreases as age increases.

Percentage of accused who were found guilty stood at around 30 percent for both the years. The reasons for the low percentages could not be ascertained by this report.



Appendix A

Table A1: Percentage Distribution of Decided Cases and accused by Magisterial Courts, 2012 and 2013

	2012	2012	2013	2013
	Percent cases	Percent accused	Percent cases	Percent accused
Bobonong	1,6	1,7	1,4	1,4
Broadhurst	9,1	9,6	7,8	8,5
Extension Two	10,9	11,0	15,9	13,9
Francistown	15,4	15,4	15,3	15,2
Ghanzi	1,9	1,8	1,7	1,7
Gumare	0,0	0,0	0,3	0,3
Hukuntsi	0,5	0,5	1,2	1,3
Jwaneng	1,8	1,8	1,5	1,5
Kanye	1,7	1,6	3,4	3,4
Kasane	1,6	1,5	1,6	1,7
Letlhakane	3,7	3,6	3,1	3,1
Lobatse	6,2	6,3	6,3	6,5
Mahalapye	5,8	5,8	4,8	4,8
Masunga	0,5	0,5	1,6	1,5
Maun	6,1	5,8	4,9	4,5
Mochudi	5,4	5,5	4,5	4,5
Molepolole	4,8	4,9	4,2	4,5
Palapye	3,6	3,5	2,8	3,1
Ramotswa	1,9	1,9	2,1	2,0
Regional South			0,1	0,3
Selebi Phikwe	8,3	8,2	7,9	7,6
Tsabong	1,6	1,6	1,3	1,3
Village	7,7	7,4	6,2	7,4
Total	100,0	100	100,0	100,0

Table A2: Total Number of decided cases by Magistrate Courts 2007-2013

Magisterial Court	2007	2008	2009	2012	2013
Bobonong	-	-	-	200	185
Broadhurst	454	452	63	1 125	1 003
Extension 2	259	269	429	1 349	2 051
Francistown	682	620	800	1 911	1 982
Gantsi	-	65	160	231	216
Gumare	-	-	-	2	42
Hukunsi	-	-	-	66	159
Jwaneng	159	83	192	221	197
Kanye	301	270	395	212	442
Kasane	188	290	121	200	212
Letlhakane	302	261	248	458	395
Lobatse	651	541	363	774	818
Mahalapye	191	300	266	715	615
Masunga	185	196	232	65	203
Maun	199	146	149	761	632
Mochudi	331	215	242	676	588
Molepolole	109	298	524	595	544
Palapye	422	215	165	447	367
Ramotswa	9	122	89	240	269
Regional North	-	-	-	-	-
Regional South	-	-	-	-	16
Selibe Phikwe	474	406	408	1 025	1 021
Serowe	112	165	310	-	-
Tsabong	210	135	431	196	165
Village	342	303	96	953	804
Total	5 580	5 352	5 683	12 422	12 926

Table A3 Number of Accused by Magisterial Court, Sex and Age, 2012

	Not Stated	15-19	20-24	25-29	30-34	35-39	40-44	45-49	50-54	55-59	60-64	65+	Total
Male													
Bobonong	2	-	25	55	41	29	25	10	7	4	2	5	205
Broadhurst	13	2	100	271	308	215	139	68	42	21	4	4	1 187
Extension 2	17	-	62	259	377	276	158	92	41	19	16	11	1 328
Francistown	69	8	139	323	464	356	213	132	51	66	31	25	1 877
Gantsi	7	-	11	41	64	38	24	15	8	3	3	6	220
Gumare	-	-	-	1	1	-	-	-	-	-	-	-	2
Hukuntsi	-	-	9	10	10	12	11	3	4	-	1	1	61
Jwaneng	11	1	14	39	58	50	27	13	11	6	3	2	235
Kanye	67	2	12	21	17	17	10	7	2	3	1	1	160
Kasane	3	-	12	35	47	38	14	12	7	2	-	1	171
Lethakane	16	9	34	67	116	75	51	31	16	16	11	5	447
Lobatse	30	5	83	110	145	140	93	69	35	11	9	6	736
Mahalapye	32	5	69	132	189	156	70	49	34	19	6	13	774
Masunga	-	-	2	8	8	9	6	5	6	1	1	1	47
Maun	4	1	55	124	190	147	80	60	28	17	11	11	728
Mochudi	4	1	43	104	169	128	98	61	50	21	14	14	707
Molepolole	6	4	51	149	161	89	60	52	28	21	17	8	646
Palapye	19	-	32	87	87	80	57	26	13	11	7	7	426
Ramotswa	3	1	10	37	58	46	29	19	9	8	5	5	230
Selibe Phikwe	11	7	85	197	261	188	146	79	30	23	9	12	1 048
Tsabong	5	1	14	30	45	35	35	14	16	6	4	3	208
Village	35	10	94	172	218	139	91	57	30	13	4	5	868
Total	354	57	956	2 272	3 034	2 263	1 437	874	468	291	159	146	12 311

Table A3 Number of Accused by Magisterial Court, Sex and Age, 2012 (cont'd)

	Not Stated	15-19	20-24	25-29	30-34	35-39	40-44	45-49	50-54	55-59	60-64	65+	Total
Female													
Bobonong	1	-	1	2	2	1	2	1	-	-	1	-	11
Broadhurst	2	-	6	17	23	10	13	7	4	4	-	-	86
Extension 2	2	-	-	19	16	18	9	12	5	2	1	1	85
Francistown	10	-	10	12	29	21	21	8	2	4	1	-	118
Gantsi	-	-	1	1	1	1	1	5	3	-	-	1	14
Gumare	-	-	-	-	-	-	-	-	-	-	-	-	-
Hukuntsi	-	-	-	3	2	1	-	-	-	-	-	-	6
Jwaneng	-	-	2	1	1	1	1	1	-	-	1	-	8
Kanye	2	-	1	-	-	-	-	-	-	-	-	-	3
Kasane	-	-	3	4	5	2	-	1	2	-	-	-	17
Letlhakane	-	-	2	6	4	3	4	5	-	-	1	-	25
Lobatse	-	-	2	5	9	12	7	3	2	4	-	1	45
Mahalapye	1	-	-	4	2	2	4	2	2	-	1	-	18
Masunga	-	-	1	1	-	2	-	-	1	-	1	-	6
Maun	-	-	2	7	15	9	9	4	7	1	-	-	54
Mochudi	-	-	2	5	4	7	8	2	2	4	-	2	36
Molepolole	-	-	-	1	1	5	-	1	3	1	-	-	12
Palapye	2	-	-	5	4	4	5	2	-	3	1	1	27
Ramotswa	1	-	1	2	2	1	2	3	-	-	-	-	12
Selibe Phikwe	-	-	1	7	10	7	9	3	2	3	3	-	45
Tsabong	-	-	-	1	1	3	1	1	-	1	-	-	8
Village	2	-	5	13	19	11	19	8	9	4	-	1	91
Total	23	-	40	116	150	121	115	69	44	31	11	7	727

Table A3 Number of Accused by Magisterial Court, Sex and Age, 2012 (cont'd)

	Not Stated	15-19	20-24	25-29	30-34	35-39	40-44	45-49	50-54	55-59	60-64	65+	Total
Not Stated													
Bobonong	14	-	-	-	-	-	-	-	-	1	-	-	15
Broadhurst	52	-	-	-	-	1	-	-	-	-	-	-	53
Extension 2	94	-	-	2	-	1	1	-	1	1	-	-	100
Francistown	123	-	1	3	1	2	1	3	-	1	-	-	135
Gantsi	13	-	-	-	-	-	-	-	-	-	-	-	13
Gumare	-	-	-	-	-	-	-	-	-	-	-	-	-
Hukuntsi	5	-	-	-	1	1	-	-	-	-	-	-	7
Jwaneng	4	-	-	-	1	-	-	-	-	-	-	-	5
Kanye	64	-	-	-	-	-	-	-	-	-	-	-	64
Kasane	23	-	-	-	-	-	-	-	-	-	-	-	23
Letlhakane	23	-	-	-	-	-	-	-	-	-	-	-	23
Lobatse	75	-	1	1	-	1	4	1	-	1	-	-	84
Mahalapye	16	-	-	-	-	-	-	-	-	-	-	-	16
Masunga	10	-	-	1	1	-	1	-	-	-	-	-	13
Maun	18	-	1	-	1	2	-	-	-	1	-	1	24
Mochudi	19	-	-	-	1	1	-	-	-	-	-	-	21
Molepolole	13	-	-	-	-	-	1	-	-	-	-	-	14
Palapye	32	-	-	-	1	-	-	-	1	-	-	-	34
Ramotswa	27	-	-	-	-	-	-	-	-	-	-	-	27
Selibe Phikwe	36	-	-	-	-	-	-	-	-	1	-	-	37
Tsabong	2	-	-	-	-	-	-	-	-	-	-	-	2
Village	62	-	-	-	1	2	-	-	-	1	-	-	66
Total	725	-	3	7	8	11	8	4	2	7	-	1	776

Table A3 Number of Accused by Magisterial Court, Sex and Age, 2012 (cont'd)

	Not Stated	15-19	20-24	25-29	30-34	35-39	40-44	45-49	50-54	55-59	60-64	65+	Total
All sexes													
Bobonong	17	-	26	57	43	30	27	11	7	5	3	5	231
Broadhurst	67	2	106	288	331	226	152	75	46	25	4	4	1 326
Extension 2	113	-	62	280	393	295	168	104	47	22	17	12	1 513
Francistown	202	8	150	338	494	379	235	143	53	71	32	25	2 130
Gantsi	20	-	12	42	65	39	25	20	11	3	3	7	247
Gumare	-	-	-	1	1	-	-	-	-	-	-	-	2
Hukuntsi	5	-	9	13	13	14	11	3	4	-	1	1	74
Jwaneng	15	1	16	40	60	51	28	14	11	6	4	2	248
Kanye	133	2	13	21	17	17	10	7	2	3	1	1	227
Kasane	26	-	15	39	52	40	14	13	9	2	-	1	211
Letlhakane	39	9	36	73	120	78	55	36	16	16	12	5	495
Lobatse	105	5	86	116	154	153	104	73	37	16	9	7	865
Mahalapye	49	5	69	136	191	158	74	51	36	19	7	13	808
Masunga	10	-	3	10	9	11	7	5	7	1	2	1	66
Maun	22	1	58	131	206	158	89	64	35	19	11	12	806
Mochudi	23	1	45	109	174	136	106	63	52	25	14	16	764
Molepolole	19	4	51	150	162	94	61	53	31	22	17	8	672
Palapye	53	-	32	92	92	84	62	28	14	14	8	8	487
Ramotswa	31	1	11	39	60	47	31	22	9	8	5	5	269
Selibe Phikwe	47	7	86	204	271	195	155	82	32	27	12	12	1 130
Tsabong	7	1	14	31	46	38	36	15	16	7	4	3	218
Village	99	10	99	185	238	152	110	65	39	18	4	6	1 025
Total	1 102	57	999	2 395	3 192	2 395	1 560	947	514	329	170	154	13 814

Table A4: Total number of Offences by Magisterial Court and Sex of Accused, 2012

Magistrate Court	Homicide Offences				Sexual Offences				Attempts/Threats to murder, assaults, harassments and related offences Dangerous or negligent acts				Dangerous or negligent acts			
	Not Stated	F	M	Total	Not Stated	F	M	Total	Not Stated	F	M	Total	Not Stated	F	M	Total
Bobonong	-	2	6	8	-	-	26	26	-	1	17	18	-	1	2	3
Broadhurst	-	2	30	32	6	1	109	116	1	11	240	252	1	-	3	4
Extension 2	6	3	57	66	2	-	49	51	1	2	103	106	20	19	380	419
Francistown	6	8	69	83	5	1	237	243	6	14	139	159	21	1	135	157
Gantsi	1	1	6	8	-	-	41	41	-	1	15	16	-	-	16	16
Gumare	-	-	-	-	-	-	1	1	-	-	-	-	-	-	-	-
Hukuntsi	-	2	2	4	-	-	13	13	-	-	8	8	3	-	5	8
Jwaneng	-	1	19	20	-	-	28	28	-	-	13	13	-	-	20	20
Kanye	5	1	11	17	6	1	26	33	2	-	16	18	4	-	17	21
Kasane	1	2	14	17	2	-	13	15	1	1	20	22	-	1	3	4
Leflhakane	1	1	33	35	1	-	64	65	2	1	18	21	2	-	53	55
Lobatse	-	1	19	20	4	1	59	64	3	3	55	61	11	5	80	96
Mahalapye	-	-	43	43	1	-	58	59	-	-	44	44	2	1	158	161
Masunga	1	4	4	9	2	-	8	10	1	-	1	2	-	-	4	4
Maun	2	3	41	46	-	-	65	65	-	3	48	51	-	6	161	167
Mochudi	-	1	26	27	-	-	64	64	-	-	49	49	2	1	116	119
Molepolole	-	3	50	53	-	-	82	82	-	-	44	44	1	1	36	38
Palapye	-	1	33	34	3	-	54	57	7	6	51	64	3	2	46	51
Ramotswa	-	1	6	7	-	1	17	18	1	-	24	25	3	1	58	62
Selibe Phikwe	-	2	24	26	2	2	80	84	8	5	98	111	-	2	85	87
Tsabong	-	-	4	4	-	-	14	14	-	-	11	11	1	1	26	28
Village	-	1	16	17	1	-	54	55	-	8	116	124	-	-	2	2
Total	23	40	513	576	35	7	1 162	1 204	33	56	1 130	1 219	74	42	1 406	1 522

Table A4: Total number of Offences by Magisterial Court and Sex of Accused, 2012 (cont'd)

	Kidnapping and related offences				Robbery, extortion and hi-jacking offences				Burglary and related offences				Theft and related offences			
	Not Stated	F	M	Total	Not Stated	F	M	Total	Not Stated	F	M	Total	Not Stated	F	M	Total
Bobonong	-	-	-	-	-	-	9	9	2	2	29	33	8	1	44	53
Broadhurst	-	-	3	3	7	4	168	179	7	7	149	163	28	41	400	469
Extension 2	-	-	-	-	2	-	85	87	4	-	80	84	13	21	240	274
Francistown	-	-	-	-	6	3	88	97	8	1	114	123	30	32	341	403
Gantsi	-	-	-	-	2	-	5	7	-	-	14	14	-	3	47	50
Gumare	-	-	-	-	-	-	-	-	-	-	-	-	-	-	-	-
Hukuntsi	-	-	-	-	-	-	-	-	-	-	2	2	1	-	9	10
Jwaneng	-	-	-	-	-	-	12	12	-	-	15	15	-	2	57	59
Kanye	-	-	-	-	5	-	4	9	8	-	13	21	22	1	40	63
Kasane	-	-	-	-	-	-	7	7	1	2	5	8	6	6	43	55
Lethakane	-	-	-	-	3	-	16	19	-	1	28	29	2	4	56	62
Lobatse	-	-	-	-	4	-	54	58	6	2	86	94	15	15	172	202
Mahalapye	-	-	-	-	-	-	48	48	4	1	103	108	5	10	125	140
Masunga	-	-	-	-	3	-	4	7	-	-	3	3	3	-	4	7
Maun	-	-	-	-	-	1	20	21	1	-	70	71	5	13	118	136
Mochudi	-	-	-	-	1	-	23	24	5	3	88	96	6	18	126	150
Molepolole	-	-	-	-	6	-	80	86	3	-	70	73	4	-	154	158
Palapye	1	6	17	24	2	-	35	37	2	1	24	27	7	7	71	85
Ramotswa	-	-	-	-	2	1	14	17	-	-	13	13	6	2	38	46
Selibe Phikwe	-	-	-	-	2	-	32	34	5	-	84	89	5	12	212	229
Tsabong	-	-	-	-	-	-	12	12	-	-	12	12	-	-	30	30
Village	-	-	-	-	11	5	160	176	12	2	92	106	22	33	309	364
Total	1	6	20	27	56	14	876	946	68	22	1 094	1 184	188	221	2 636	3 045

Table A4: Total number of Offences by Magisterial Court and Sex of Accused, 2012 (cont'd)

	Fraud, deception and related offences				Controlled drug offences				Weapons and explosives offences				Damage to property and to the environment			
	Not Stated	F	M	Total	Not Stated	F	M	Total	Not Stated	F	M	Total	Not Stated	F	M	Total
Bobonong	3	-	-	3	-	1	8	9	-	-	-	-	-	-	4	4
Broadhurst	2	3	46	51	-	3	8	11	4	-	21	25	1	-	28	29
Extension 2	2	13	38	53	1	1	7	9	-	-	2	2	1	2	17	20
Francistown	1	5	36	42	-	4	41	45	-	-	7	7	2	4	49	55
Gantsi	-	1	8	9	5	4	6	15	-	-	1	1	-	-	4	4
Gumare	-	-	-	-	-	-	-	-	-	-	-	-	-	-	-	-
Hukuntsi	-	-	-	-	-	-	5	5	-	-	4	4	-	-	-	-
Jwaneng	-	1	-	1	1	3	19	23	-	-	2	2	-	-	3	3
Kanye	3	-	1	4	-	-	1	1	-	-	1	1	2	-	3	5
Kasane	-	-	2	2	1	-	2	3	-	-	1	1	1	-	3	4
Lethakane	-	-	5	5	1	12	39	52	-	-	-	-	-	-	13	13
Lobatse	3	2	14	19	-	1	14	15	-	-	2	2	1	1	20	22
Mahalapye	-	1	3	4	-	3	7	10	-	-	3	3	-	-	6	6
Masunga	-	-	1	1	1	2	-	3	-	-	-	-	-	-	1	1
Maun	1	2	20	23	3	13	32	48	-	-	1	1	-	1	9	10
Mochudi	-	-	6	6	-	3	6	9	-	4	4	8	-	1	11	12
Molepolole	1	-	7	8	-	-	6	6	-	-	8	8	-	2	25	27
Palapye	-	-	4	4	-	4	9	13	1	-	10	11	-	-	5	5
Ramotswa	-	-	1	1	-	-	1	1	-	-	1	1	-	-	4	4
Selibe Phikwe	-	2	13	15	2	3	14	19	-	1	16	17	-	-	25	25
Tsabong	-	-	1	1	-	3	12	15	-	-	2	2	-	-	1	1
Village	2	19	70	91	2	13	29	44	3	-	12	15	1	3	27	31
Total	18	49	276	343	17	73	266	356	8	5	98	111	9	14	258	281

Table A4: Total number of Offences by Magisterial Court and Sex of Accused, 2012 (cont'd)

	Public order and other social code offence				Road and traffic offences				Offence against Government, justice procedures and organisation of crime				Offences not elsewhere classified			
	Not Stated	F	M	Total	Not Stated	F	M	Total	Not Stated	F	M	Total	Not Stated	F	M	Total
Bobonong	-	-	1	1	1	2	6	9	-	1	21	22	5	3	78	86
Broadhurst	-	1	5	6	-	3	18	21	3	-	74	77	3	23	126	152
Extension 2	-	1	1	2	37	22	272	331	3	1	70	74	5	10	94	109
Francistown	2	-	22	24	16	18	290	324	13	6	239	258	19	33	285	337
Gantsi	-	-	1	1	-	-	22	22	1	3	10	14	4	1	56	61
Gumare	-	-	-	-	-	-	-	-	-	-	-	-	-	-	1	1
Hukuntsi	-	-	-	-	1	-	1	2	1	1	3	5	2	3	19	24
Jwaneng	-	-	-	-	-	1	18	19	-	-	16	16	1	2	52	55
Kanye	-	-	1	1	7	-	24	31	7	-	16	23	16	-	29	45
Kasane	1	-	1	2	-	-	4	4	1	-	26	27	9	7	45	61
Leflhakane	-	-	-	-	3	-	20	23	1	-	35	36	6	7	107	120
Lobatse	-	-	1	1	12	3	60	75	21	4	137	162	8	10	82	100
Mahalapye	-	-	7	7	-	1	86	87	5	1	62	68	3	2	158	163
Masunga	-	-	-	-	1	-	1	2	1	-	9	10	-	-	8	8
Maun	-	-	1	1	-	6	101	107	6	-	64	70	2	8	112	122
Mochudi	-	-	4	4	-	4	74	78	-	-	63	63	9	9	153	171
Molepolole	-	-	3	3	-	1	36	37	1	2	57	60	2	4	130	136
Palapye	1	6	19	26	3	6	20	29	3	2	35	40	6	3	94	103
Ramotswa	-	1	1	2	2	3	55	60	-	-	10	10	11	3	28	42
Selibe Phikwe	1	-	2	3	-	4	240	244	-	-	168	168	9	15	165	189
Tsabong	-	1	-	1	3	-	24	27	-	1	18	19	-	2	78	80
Village	-	-	1	1	1	1	24	26	3	2	43	48	15	13	117	145
Total	5	10	71	86	87	75	1 396	1 558	70	24	1 176	1 270	135	158	2 017	2 310

Table A5: Total Number of Offences by Sex and Age of Accused, 2012

	Not Stated	15-19	20-24	25-29	30-34	35-39	40-44	45-49	50-54	55-59	60-64	65+	Total
Male													
Homicide Offences	26	5	46	110	130	83	37	27	19	8	10	12	513
Sexual Offences	34	15	191	369	257	111	75	43	27	18	10	12	1 162
Attempts/Threats to murder, assaults, harassments and related offences	29	9	53	169	274	217	140	114	48	39	26	12	1 130
Dangerous or negligent acts	34	1	21	145	395	328	223	134	65	33	16	11	1 406
Kidnapping and related offences	-	-	-	4	4	8	-	2	-	2	-	-	20
Robbery, extortion and high-jacking offences	21	3	154	286	243	111	42	9	3	3	1	-	876
Burglary and related offences	16	8	188	326	283	185	53	18	12	2	3	-	1 094
Theft and related offences	62	17	314	653	749	441	216	94	52	19	10	9	2 636
Fraud, deception and related offences	15	-	1	19	79	72	42	24	7	5	5	7	276
Controlled drug offences	5	2	18	67	62	35	22	19	19	7	2	8	266
Weapons and explosives offences	-	1	4	7	29	18	18	14	2	2	2	1	98
Damage to property and to the environment	16	1	30	51	72	40	16	16	11	3	1	1	258
Public order and other social code offence	2	-	-	9	19	17	8	5	3	4	1	3	71
Road and traffic offences	39	-	20	149	357	319	221	132	78	40	24	17	1 396
Offence against Government, justice procedures and organisation of crime	29	1	13	58	170	294	259	169	78	63	24	18	1 176
Offences not elsewhere classified	67	7	118	320	477	364	264	155	87	73	39	46	2 017
Total	395	70	1 171	2 742	3 600	2 643	1 636	975	511	321	174	157	14 395

Table A5: Total Number of Offences by Age and Sex of Accused, 2012 (cont'd)

	Not Stated	15-19	20-24	25-29	30-34	35-39	40-44	45-49	50-54	55-59	60-64	65+	Total
Female													
Homicide Offences	3	-	6	10	4	9	4	2	1	-	-	1	40
Sexual Offences	1	-	2	1	-	-	3	-	-	-	-	-	7
Attempts/Threats to murder, assaults, harassments and related offences	1	-	1	7	11	8	10	8	4	2	3	1	56
Dangerous or negligent acts	-	-	2	5	9	10	5	6	3	1	1	-	42
Kidnapping and related offences	2	-	-	1	-	-	-	-	-	1	1	1	6
Robbery, extortion and high-jacking offences	1	-	-	3	2	3	3	-	1	-	-	1	14
Burglary and related offences	-	-	4	8	5	1	3	-	-	-	-	1	22
Theft and related offences	7	-	13	37	48	36	42	23	8	5	-	2	221
Fraud ,deception and related offences	-	-	4	5	14	6	5	7	5	3	-	-	49
Controlled drug offences	-	-	1	15	15	5	11	10	7	4	4	1	73
Weapons and explosives offences	-	-	-	-	1	3	1	-	-	-	-	-	5
Damage to property and to the environment	-	-	-	4	4	5	-	-	-	1	-	-	14
Public order and other social code offence	2	-	-	1	1	-	2	-	1	1	1	1	10
Road and traffic offences	3	-	-	5	19	18	18	5	4	2	1	-	75
Offence against Government, justice procedures and organisation of crime	4	-	-	-	3	5	5	3	2	1	-	1	24
Offences not elsewhere classified	2	-	12	26	34	30	18	11	10	12	3	-	158
Total	26	-	45	128	170	139	130	75	46	33	14	10	816

Table A5: Total Number of Offences by Age and Sex of Accused, 2012 (cont'd)

	Not Stated	15-19	20-24	25-29	30-34	35-39	40-44	45-49	50-54	55-59	60-64	65+	Total
Not Stated													
Homicide Offences	23	-	-	-	-	-	-	-	-	-	-	-	23
Sexual Offences	33	-	1	-	1	-	-	-	-	-	-	-	35
Attempts/Threats to murder, assaults, harassments and related offences Dangerous or negligent acts	32	-	-	-	-	1	-	-	-	-	-	-	33
Dangerous or negligent acts	64	-	-	1	2	3	3	-	-	1	-	-	74
Kidnapping and related offences	1	-	-	-	-	-	-	-	-	-	-	-	1
Robbery, extortion and high-jacking offences	55	-	-	-	-	1	-	-	-	-	-	-	56
Burglary and related offences	65	-	-	1	1	-	1	-	-	-	-	-	68
Theft and related offences	180	-	1	2	-	1	2	-	-	2	-	-	188
Fraud, deception and related offences	18	-	-	-	-	-	-	-	-	-	-	-	18
Controlled drug offences	12	-	-	-	2	1	-	-	-	1	-	1	17
Weapons and explosives offences	8	-	-	-	-	-	-	-	-	-	-	-	8
Damage to property and to the environment	9	-	-	-	-	-	-	-	-	-	-	-	9
Public order and other social code offence	3	-	-	-	-	-	-	2	-	-	-	-	5
Road and traffic offences	81	-	-	1	1	1	-	-	3	-	-	-	87
Offence against Government, justice procedures and organisation of crime	62	-	-	1	1	-	3	2	-	1	-	-	70
Offences not elsewhere classified	127	-	-	2	1	3	-	-	-	2	-	-	135
Total	773	-	2	8	9	11	9	4	3	7	-	1	827

Table A5: Total Number of Offences by Age and Sex of Accused, 2012 (cont'd)

	Not Stated	15-19	20-24	25-29	30-34	35-39	40-44	45-49	50-54	55-59	60-64	65+	Total
All Sexes													
Homicide Offences	52	5	52	120	134	92	41	29	20	8	10	13	576
Sexual Offences	68	15	194	370	258	111	78	43	27	18	10	12	1 204
Attempts/Threats to murder, assaults, harassments and related offences Dangerous or negligent acts	62	9	54	176	285	226	150	122	52	41	29	13	1 219
Dangerous or negligent acts	98	1	23	151	406	341	231	140	68	35	17	11	1 522
Kidnapping and related offences	3	-	-	5	4	8	-	2	-	3	1	1	27
Robbery, extortion and high-jacking offences	77	3	154	289	245	115	45	9	4	3	1	1	946
Burglary and related offences	81	8	192	335	289	186	57	18	12	2	3	1	1 184
Theft and related offences	249	17	328	692	797	478	260	117	60	26	10	11	3 045
Fraud, deception and related offences	33	-	5	24	93	78	47	31	12	8	5	7	343
Controlled drug offences	17	2	19	82	79	41	33	29	26	12	6	10	356
Weapons and explosives offences	8	1	4	7	30	21	19	14	2	2	2	1	111
Damage to property and to the environment	25	1	30	55	76	45	16	16	11	4	1	1	281
Public order and other social code offence	7	-	-	10	20	17	10	7	4	5	2	4	86
Road and traffic offences	123	-	20	155	377	338	239	137	85	42	25	17	1 558
Offence against Government, justice procedures and organisation of crime	95	1	13	59	174	299	267	174	80	65	24	19	1 270
Offences not elsewhere classified	196	7	130	348	512	397	282	166	97	87	42	46	2 310
Total	1 194	70	1 218	2 878	3 779	2 793	1 775	1 054	560	361	188	168	16 038

Table A6: Number of Offences by Verdict and Sex of Accused, 2012

	Not stated	Acquitted & Discharged	Cautioned	Committed to High Court	Convicted/ Sentencing Postponed	Dismissed for want of prosecution	Guilty and Fined	Guilty and Sentenced	Stay of proceedings	Withdrawn	Total
Male											
Homicide Offences	24	50	-	241	-	23	31	15	-	119	503
Sexual Offences	43	258	4	17	18	37	2	302	5	429	1 115
Attempts/Threats to murder, assaults, harassments and related offences	39	130	2	7	5	51	6	119	2	613	974
Dangerous or negligent acts	50	117	3	-	2	29	629	139	-	376	1 345
Kidnapping and related offences	1	16	-	-	-	-	-	-	-	3	20
Robbery, extortion and high jacking offences	24	81	1	13	8	24	3	126	3	461	744
Burglary and related offences	18	84	-	4	1	17	1	219	3	312	659
Theft and related offences	71	257	3	12	12	40	36	627	6	929	1 993
Fraud, deception and related offences	12	31	-	9	1	17	7	42	1	112	232
Controlled drug offences	-	42	1	1	4	11	59	62	-	79	259
Weapons and explosives offences	1	10	-	-	4	-	8	6	-	31	60
Damage to property and to the environment	8	37	1	1	1	5	7	45	-	114	219
Public order and other social code offence	1	9	-	1	-	1	3	20	-	14	49
Road and traffic offences	46	103	-	8	2	25	327	123	2	340	976
Offence against Government, justice procedures and organisation of crime	70	110	1	4	1	31	23	226	1	663	1 130
Offences not elsewhere classified	90	317	6	12	9	49	134	391	15	824	1 847
Not stated	20	35	-	3	1	4	7	47	-	69	186
Total	518	1 687	22	333	69	364	1 283	2 509	38	5 488	12 311

Table A6: Number of Offences by Verdict and Sex of Accused, 2012(cont'd)

	Not stated	Acquitted & Discharged	Cautioned	Committed to High Court	Convicted/ Sentencing Postponed	Dismissed for want of prosecution	Guilty and Fined	Guilty and Sentenced	Stay of proceedings	Withdrawn	Total
Female											
Homicide Offences	2	6	-	13	-	2	1	-	-	16	40
Sexual Offences	-	1	-	-	-	-	-	1	-	4	6
Attempts/Threats to murder, assaults, harassments and related offences	2	16	-	2	-	1	2	2	-	20	45
Dangerous or negligent acts	-	3	-	-	-	1	18	6	-	12	40
Kidnapping and related offences	-	6	-	-	-	-	-	-	-	-	6
Robbery, extortion and high jacking offences	-	1	-	-	-	-	-	3	-	9	13
Burglary and related offences	1	3	-	-	-	-	-	3	-	5	12
Theft and related offences	3	31	2	1	-	-	3	66	-	93	199
Fraud, deception and related offences	-	10	-	1	-	2	1	13	-	13	40
Controlled drug offences	1	19	-	-	1	-	12	12	-	28	73
Weapons and explosives offences	-	1	-	-	-	-	-	1	-	2	4
Damage to property and to the environment	1	2	-	-	-	-	-	1	-	10	14
Public order and other social code offence	-	-	-	1	-	-	2	-	-	1	4
Road and traffic offences	2	8	-	-	-	-	17	9	-	20	56
Offence against Government, justice procedures and organisation of crime	1	5	-	-	-	-	-	2	-	11	19
Offences not elsewhere classified	4	22	-	-	-	3	5	44	-	68	146
Not stated	1	3	-	-	-	-	1	1	-	4	10
Total	18	137	2	18	1	9	62	164	-	316	727

Table A6: Number of Offences by Verdict and Sex of Accused, 2012(cont'd)

	Not stated	Acquitted & Discharged	Cautioned	Committed to High Court	Convicted/ Sentencing Postponed	Dismissed for want of prosecution	Guilty and Fined	Guilty and Sentenced	Stay of proceedings	Withdrawn	Total
Not stated											
Homicide Offences	1	7		6	-	1	4	-	-	4	23
Sexual Offences	1	6		-	1	-	-	4	-	17	29
Attempts/Threats to murder, assaults, harassments and related offences	1	6		-	-	1	-	4	-	17	29
Dangerous or negligent acts	1	4		-	-	-	34	7	-	24	70
Kidnapping and related offences	-	1		-	-	-	-	-	-	-	1
Robbery, extortion and high jacking offences	3	9		-	1	2	1	7	-	29	52
Burglary and related offences	3	5		-	-	-	-	13	1	15	37
Theft and related offences	6	16		-	-	2	-	48	-	71	143
Fraud, deception and related offences	-	3		-	-	1	-	-	-	10	14
Controlled drug offences	5	3		-	-	-	1	6	-	2	17
Weapons and explosives offences	1	-		-	-	-	-	-	-	4	5
Damage to property and to the environment	1	2		-	1	-	-	1	-	2	7
Public order and other social code offence	-	-		-	-	-	-	2	-	2	4
Road and traffic offences	3	2		1	-	6	27	2	-	25	66
Offence against government, justice procedures and organisation of crime	3	8		-	1	1	3	11	-	40	67
Offences not elsewhere classified	4	22		-	-	2	7	17	2	71	125
Not stated	6	20		2	-	4	6	18	-	31	87
Total	39	114		9	4	20	83	140	3	364	776

Table A6: Number of Offences by Verdict and Sex of Accused, 2012(cont'd)

	Not stated	Acquitted & Discharged	Cautioned	Committed to High Court	Convicted/ Sentencing Postponed	Dismissed for want of prosecution	Guilty and Fined	Guilty and Sentenced	Stay of proceedings	Withdrawn	Total
All Sexes											
Homicide Offences	27	63	-	260	-	26	36	15	-	139	566
Sexual Offences	44	265	4	17	19	37	2	307	5	450	1 150
Attempts/Threats to murder, assaults, harassments and related offences	42	152	2	9	5	53	8	125	2	650	1 048
Dangerous or negligent acts	51	124	3	-	2	30	681	152	-	412	1 455
Kidnapping and related offences	1	23	-	-	-	-	-	-	-	3	27
Robbery, extortion and high jacking offences	27	91	1	13	9	26	4	136	3	499	809
Burglary and related offences	22	92	-	4	1	17	1	235	4	332	708
Theft and related offences	80	304	5	13	12	42	39	741	6	1 093	2 335
Fraud, deception and related offences	12	44	-	10	1	20	8	55	1	135	286
Controlled drug offences	6	64	1	1	5	11	72	80	-	109	349
Weapons and explosives offences	2	11	-	-	4	-	8	7	-	37	69
Damage to property and to the environment	10	41	1	1	2	5	7	47	-	126	240
Public order and other social code offence	1	9	-	2	-	1	5	22	-	17	57
Road and traffic offences	51	113	-	9	2	31	371	134	2	385	1 098
Offence against government, justice procedures and organisation of crime	74	123	1	4	2	32	26	239	1	714	1 216
Offences not elsewhere classified	98	361	6	12	9	54	146	452	17	963	2 118
Not stated	27	58	-	5	1	8	14	66	-	104	283
Total	575	1 938	24	360	74	393	1 428	2 813	41	6 168	13 814

Table A7: Number of Accused by offence, verdict and Sex-2012

	Not stated	Acquitted & Discharged	Cautioned	Committed to High Court	Convicted/ Sentencing Postponed	Dismissed for want of prosecution	Guilty and Fined	Guilty and Sentenced	Stay of proceedings	Withdrawn	Total
Male											
Homicide Offences	24	50	-	241	-	23	31	15	-	119	503
Sexual Offences	43	258	4	17	18	37	2	302	5	429	1,115
Attempts/Threats to murder, assaults, harassments and related offences	39	130	2	7	5	51	6	119	2	613	974
Dangerous or negligent acts	50	117	3	-	2	29	629	139	-	376	1,345
Kidnapping and related offences	1	16	-	-	-	-	-	-	-	3	20
Robbery, extortion and high jacking offences	24	81	1	13	8	24	3	126	3	461	744
Burglary and related offences	18	84	-	4	1	17	1	219	3	312	659
Theft and related offences	71	257	3	12	12	40	36	627	6	929	1,993
Fraud, deception and related offences	12	31	-	9	1	17	7	42	1	112	232
Controlled drug offences	-	42	1	1	4	11	59	62	-	79	259
Weapons and explosives offences	1	10	-	-	4	-	8	6	-	31	60
Damage to property and to the environment	8	37	1	1	1	5	7	45	-	114	219
Public order and other social code offence	1	9	-	1	-	1	3	20	-	14	49
Road and traffic offences	46	103	-	8	2	25	327	123	2	340	976
Offence against Government, justice procedures and organization of crime	70	110	1	4	1	31	23	226	1	663	1,130
Offences not elsewhere classified	90	317	6	12	9	49	134	391	15	824	1,847
Not stated	20	35	-	3	1	4	7	47	-	69	186
Total	518	1,687	22	333	69	364	1,283	2,509	38	5,488	12,311

Table A7: Number of Accused by offence, verdict and Sex-2012 (cont'd)

	VERDICT										Total
	Not stated	Acquitted & Discharged	Cautioned	Committed to High Court	Convicted/ Sentencing Postponed	Dismissed for want of prosecution	Guilty and Fined	Guilty and Sentenced	Stay of proceedings	Withdrawn	
Female											
Homicide Offences	2	6	-	13	-	2	1	-	-	16	40
Sexual Offences	-	1	-	-	-	-	-	1	-	4	6
Attempts/Threats to murder, assaults, harassments and related offences	2	16	-	2	-	1	2	2	-	20	45
Dangerous or negligent acts	-	3	-	-	-	1	18	6	-	12	40
Kidnapping and related offences	-	6	-	-	-	-	-	-	-	-	6
Robbery, extortion and hi-jacking offences	-	1	-	-	-	-	-	3	-	9	13
Burglary and related offences	1	3	-	-	-	-	-	3	-	5	12
Theft and related offences	3	31	2	1	-	-	3	66	-	93	199
Fraud, deception and related offences	-	10	-	1	-	2	1	13	-	13	40
Controlled drug offences	1	19	-	-	1	-	12	12	-	28	73
Weapons and explosives offences	-	1	-	-	-	-	-	1	-	2	4
Damage to property and to the environment	1	2	-	-	-	-	-	1	-	10	14
Public order and other social code offence	-	-	-	1	-	-	2	-	-	1	4
Road and traffic offences	2	8	-	-	-	-	17	9	-	20	56
Offence against Government, justice procedures and organisation of crime	1	5	-	-	-	-	-	2	-	11	19
Offences not elsewhere classified	4	22	-	-	-	3	5	44	-	68	146
Not stated	1	3	-	-	-	-	1	1	-	4	10
Total	18	137	2	18	1	9	62	164	-	316	727

TableA7: Number of Accused by offence, verdict and Sex-2012 (cont'd)

	VERDICT										
	Not stated	Acquitted & Discharged	Cautioned	Committed to High Court	Convicted/ Sentencing Postponed	Dismissed for want of prosecution	Guilty and Fined	Guilty and Sentenced	Stay of proceedings	Withdrawn	Total
Not stated											
Homicide Offences	1	7		6	-	1	4	-	-	4	23
Sexual Offences	1	6		-	1	-	-	4	-	17	29
Attempts/Threats to murder, assaults, harassments and related offences	1	6		-	-	1	-	4	-	17	29
Dangerous or negligent acts	1	4		-	-	-	34	7	-	24	70
Kidnapping and related offences	-	1		-	-	-	-	-	-	-	1
Robbery, extortion and hi-jacking offences	3	9		-	1	2	1	7	-	29	52
Burglary and related offences	3	5		-	-	-	-	13	1	15	37
Theft and related offences	6	16		-	-	2	-	48	-	71	143
Fraud, deception and related offences	-	3		-	-	1	-	-	-	10	14
Controlled drug offences	5	3		-	-	-	1	6	-	2	17
Weapons and explosives offences	1	-		-	-	-	-	-	-	4	5
Damage to property and to the environment	1	2		-	1	-	-	1	-	2	7
Public order and other social code offence	-	-		-	-	-	-	2	-	2	4
Road and traffic offences	3	2		1	-	6	27	2	-	25	66
Offence against Government, justice procedures and organization of crime	3	8		-	1	1	3	11	-	40	67
Offences not elsewhere classified	4	22		-	-	2	7	17	2	71	125
Not stated	6	20		2	-	4	6	18	-	31	87
Total	39	114		9	4	20	83	140	3	364	776

Table A7: Number of Accused by offence, verdict and Sex-2012 (cont'd)

	VERDICT										Total	
	Not stated	Acquitted & Discharged	Cautioned	Committed to High Court	Convicted/ Sentencing Postponed	Dismissed for want of prosecution	Guilty and Fined	Guilty and Sentenced	Stay of proceedings	Withdrawn		
All Sexes												
Homicide Offences	27	63	-	260	-	26	36	15	-	139	566	
Sexual Offences	44	265	4	17	19	37	2	307	5	450	1,150	
Attempts/Threats to murder, assaults, harassments and related offences	42	152	2	9	5	53	8	125	2	650	1,048	
Dangerous or negligent acts	51	124	3	-	2	30	681	152	-	412	1,455	
Kidnapping and related offences	1	23	-	-	-	-	-	-	-	3	27	
Robbery, extortion and hi-jacking offences	27	91	1	13	9	26	4	136	3	499	809	
Burglary and related offences	22	92	-	4	1	17	1	235	4	332	708	
Theft and related offences	80	304	5	13	12	42	39	741	6	1,093	2,335	
Fraud, deception and related offences	12	44	-	10	1	20	8	55	1	135	286	
Controlled drug offences	6	64	1	1	5	11	72	80	-	109	349	
Weapons and explosives offences	2	11	-	-	4	-	8	7	-	37	69	
Damage to property and to the environment	10	41	1	1	2	5	7	47	-	126	240	
Public order and other social code offence	1	9	-	2	-	1	5	22	-	17	57	
Road and traffic offences	51	113	-	9	2	31	371	134	2	385	1,098	
Offence against Government, justice procedures and organization of crime	74	123	1	4	2	32	26	239	1	714	1,216	
Offences not elsewhere classified	98	361	6	12	9	54	146	452	17	963	2,118	
Not stated	27	58	-	5	1	8	14	66	-	104	283	
Total	575	1,938	24	360	74	393	1,428	2,813	41	6,168	13,814	

Table A7a: Percent accused by Offence and Verdict, 2012

	Not stated	Acquitted & Discharged	Cautioned	Committed to High Court	Convicted/ Sentencing Postponed	Dismissed for want of prosecution	Guilty and Fined	Guilty and Sentenced	Stay of proceedings	Withdrawn	Total
All sex											
Homicide Offences	0,2	0,5	-	1,9	-	0,2	0,3	0,1	-	1,0	4,1
Sexual Offences	0,3	1,9	0,0	0,1	0,1	0,3	0,0	2,2	0,0	3,3	8,3
Attempts/Threats to murder, assaults , harassments and related offences	0,3	1,1	0,0	0,1	0,0	0,4	0,1	0,9	0,0	4,7	7,6
Dangerous or negligent acts	0,4	0,9	0,0	-	0,0	0,2	4,9	1,1	-	3,0	10,5
Kidnapping and related offences	0,0	0,2	-	-	-	-	-	-	-	0,0	0,2
Robbery, extortion and high jacking offences	0,2	0,7	0,0	0,1	0,1	0,2	0,0	1,0	0,0	3,6	5,9
Burglary and related offences	0,2	0,7	-	0,0	0,0	0,1	0,0	1,7	0,0	2,4	5,1
Theft and related offences	0,6	2,2	0,0	0,1	0,1	0,3	0,3	5,4	0,0	7,9	16,9
Fraud, deception and related offences	0,1	0,3	-	0,1	0,0	0,1	0,1	0,4	0,0	1,0	2,1
Controlled drug offences	0,0	0,5	0,0	0,0	0,0	0,1	0,5	0,6	-	0,8	2,5
Weapons and explosives offences	0,0	0,1	-	-	0,0	-	0,1	0,1	-	0,3	0,5
Damage to property and to the environment	0,1	0,3	0,0	0,0	0,0	0,0	0,1	0,3	-	0,9	1,7
Public order and other social code offence	0,0	0,1	-	0,0	-	0,0	0,0	0,2	-	0,1	0,4
Road and traffic offences	0,4	0,8	-	0,1	0,0	0,2	2,7	1,0	0,0	2,8	7,9
Offence against government, justice procedures and organisation of crime	0,5	0,9	0,0	0,0	0,0	0,2	0,2	1,7	0,0	5,2	8,8
Offences not elsewhere classified	0,7	2,6	0,0	0,1	0,1	0,4	1,1	3,3	0,1	7,0	15,3
Not stated	0,2	0,4	-	0,0	0,0	0,1	0,1	0,5	-	0,8	2,0
Total	4,2	14,0	0,2	2,6	0,5	2,8	10,3	20,4	0,3	44,7	100,0

Table A8: Total number of accused by magisterial courts by sentence pronounced - 2012

Magistrate court	Not Stated	Corporal Punishment	Custodial and Suspended sentence	Custodial with corporal punishment	Extra Mural	Probation	Suspended Sentence	Corporal with suspended sentence	Custodial sentence	Deferred Sentence	Fined	Fined With Custodial Sentence	Fined with Suspended Sentence	Total
Bobonong	161	3	4	1	-	-	7	-	30	-	16	2	7	231
Broadhurst	1 111	4	30	3	-	-	73	7	61	-	11	3	23	1 326
Extension 2	980	-	39	2	-	-	23	25	55	-	269	3	117	1 513
Francistown	1 365	34	21	17	-	-	89	9	260	-	184	1	150	2 130
Gantsi	178	3	1	3	2	-	4	2	29	-	24	-	1	247
Gumare	1	-	-	-	-	-	-	-	-	-	-	1	-	2
Hukuntsi	45	-	3	4	4	-	2	1	5	-	9	-	1	74
Jwaneng	119	-	7	5	-	-	10	6	59	-	40	1	1	248
Kanye	167	-	5	-	-	-	6	2	23	-	13	1	10	227
Kasane	122	3	15	-	-	-	21	4	20	-	15	8	3	211
Leflhakane	319	19	6	3	-	-	2	6	47	-	90	2	1	495
Lobatse	548	17	23	2	2	-	48	15	108	-	66	5	31	865
Mahalapye	484	3	7	2	-	-	21	1	98	-	187	1	4	808
Masunga	49	2	2	-	-	-	2	1	7	-	1	2	-	66
Maun	445	1	28	2	-	-	46	29	51	-	146	36	22	806
Mochudi	577	-	27	3	-	-	33	7	73	-	11	-	33	764
Molepolole	445	8	29	10	-	-	20	13	103	-	33	1	10	672
Palapye	301	4	8	7	-	-	15	5	85	2	50	4	6	487
Ramotswa	176	-	2	-	1	-	2	-	30	-	28	-	30	269
Selibe Phikwe	656	4	29	4	-	-	89	17	100	-	198	3	30	1 130
Tsabong	113	4	4	-	-	-	8	4	21	-	30	2	32	218
Village	770	39	10	11	-	4	21	22	104	-	36	-	8	1 025
Total	9 132	148	300	79	9	4	542	176	1 369	2	1 457	76	520	13 814

Table B1 Number of Accused by Magisterial Court, Sex and Age, 2013

	AGE GROUP											Not Stated	Total
	15-19	20-24	25-29	30-34	35-39	40-44	45-49	50-54	55-59	60-64	65+		
Male													
Bobonong	1	18	41	51	45	28	18	4	4	1	2	8	221
Broadhurst	10	109	241	299	250	143	74	56	35	13	12	34	1 276
Extension Two	17	204	406	477	363	254	141	70	35	28	18	66	2 079
Francistown	23	214	433	585	390	241	128	80	53	26	21	61	2 255
Ghanzi	1	18	53	67	48	26	20	9	3	1	2	8	256
Gumare	-	1	6	15	5	7	7	1	2	2	2	2	50
Hukuntsi	1	25	38	43	36	14	14	5	3	2	1	6	188
Jwaneng	2	27	29	59	33	27	17	9	5	4	3	8	223
Kanye	5	48	90	119	80	53	46	17	15	9	10	15	507
Kasane	2	21	38	51	62	28	13	16	5	2	2	14	254
Leflhakane	5	42	81	134	75	48	23	22	8	6	8	10	462
Lobatse	7	91	189	243	192	91	67	34	25	12	6	24	981
Mahalapye	8	71	137	187	113	86	52	24	13	10	10	22	733
Masunga	2	23	43	51	43	25	12	10	7	2	2	8	228
Maun	2	70	134	143	131	62	34	20	13	6	4	19	638
Mochudi	6	65	127	169	116	71	29	19	24	12	11	22	671
Molepolole	7	57	137	155	115	63	53	27	15	6	5	30	670
Palapye	4	41	78	110	95	43	42	18	8	6	5	12	462
Ramotswa	2	25	53	72	48	31	25	15	9	3	3	13	299
Regional South	-	7	5	11	6	5	4	-	1	2	-	-	41
Selebi Phikwe	7	95	241	244	206	129	71	38	35	11	12	32	1 121
Tsabong	-	17	42	39	32	23	13	6	3	2	-	7	184
Village	7	98	233	284	203	119	79	37	26	12	15	22	1 135
Total	119	1 387	2 875	3 608	2 687	1 617	982	537	347	178	154	443	14 934

Table B1 Number of Accused by Magisterial Court, Sex and Age, 2013 (cont'd)

	AGE GROUP											Not Stated	Total
	15-19	20-24	25-29	30-34	35-39	40-44	45-49	50-54	55-59	60-64	65+		
Females													
Bobonong	1	1	1	1	2	1	2	1	-	-	-	-	10
Broadhurst	-	7	11	13	16	6	8	7	6	2	2	3	81
Extension Two	-	6	19	27	26	16	17	13	5	1	-	7	137
Francistown	-	16	27	29	28	20	14	10	7	4	7	7	169
Ghanzi	-	-	1	-	3	1	2	-	1	-	1	2	11
Gumare	-	-	2	4	-	-	-	-	-	-	-	-	6
Hukuntsi	-	-	4	4	1	2	-	-	3	-	-	-	14
Jwaneng	-	1	1	2	2	-	1	1	1	-	1	1	11
Kanye	-	7	7	4	8	4	3	1	1	-	-	-	35
Kasane	-	1	3	3	3	2	2	1	-	-	1	1	17
Leflhakane	1	1	6	7	3	7	4	2	1	1	-	3	36
Lobatse	1	3	8	8	7	9	3	4	-	-	2	1	46
Mahalapye	-	2	5	5	8	6	3	2	1	-	-	1	33
Masunga	-	1	2	3	2	1	-	-	-	-	-	-	9
Maun	-	7	6	14	9	7	4	1	4	-	-	2	54
Mochudi	1	5	9	8	4	9	4	1	2	-	1	1	45
Molepolole	2	5	4	8	10	6	6	4	-	1	-	-	46
Palapye	3	2	2	3	4	3	5	1	-	2	2	2	29
Ramotswa	-	-	2	5	1	1	3	2	-	-	1	1	16
Regional South	-	1	-	-	-	-	-	-	-	-	-	-	1
Selebi Phikwe	-	5	12	18	9	8	8	3	3	2	-	3	71
Tsabong	-	-	4	3	2	-	1	-	-	-	-	2	12
Village	1	4	11	13	11	6	3	4	-	4	-	1	58
Total	10	75	147	182	159	115	93	58	35	17	18	38	947

Table B1 Number of Accused by Magisterial Court, Sex and Age, 2013 (cont'd)

	AGE GROUP											Not Stated	Total	
	15-19	20-24	25-29	30-34	35-39	40-44	45-49	50-54	55-59	60-64	65+			
Not Stated														
Bobonong		-	-	1	-	-	-	-	-	-	-	11	12	
Broadhurst		-	1	4	-	-	1	-	2	-	71	79		
Extension Two		-	2	1	1	-	-	1	-	1	128	134		
Francistown		-	-	1	2	1	-	-	-	-	126	130		
Ghanzi		-	-	-	-	-	-	-	-	-	12	12		
Gumare		-	-	-	-	-	-	-	-	-	1	1		
Hukuntsi	1	1	1	1	-	-	-	-	-	-	14	18		
Jwaneng		-	1	-	-	-	-	-	-	-	16	17		
Kanye		-	2	-	-	2	-	-	-	-	24	28		
Kasane		-	-	-	-	-	1	-	-	-	12	13		
Leflhakane		-	1	-	-	-	-	-	-	-	25	26		
Lobatse		-	-	2	1	-	-	1	-	-	70	74		
Mahalapye		-	-	-	-	1	1	-	-	-	48	50		
Masunga		-	-	-	-	-	-	-	-	-	11	11		
Maun		-	-	-	1	-	1	-	-	-	58	60		
Mochudi	1	-	-	-	1	-	-	1	-	-	46	49		
Molepolole		-	1	-	-	1	1	-	-	-	35	38		
Palapye		-	-	-	-	-	-	-	-	-	27	27		
Ramotswa		-	-	-	-	-	-	-	-	-	26	26		
Regional South		-	-	-	-	-	-	-	-	-	1	1		
Selebi Phikwe		-	-	3	3	-	-	-	-	-	80	86		
Tsabong		-	1	-	-	-	-	-	-	-	19	20		
Village		-	-	1	1	1	-	-	-	-	59	62		
Total		2	10	14	11	6	5	3	2	1	920	974		

Table B1 Number of Accused by Magisterial Court, Sex and Age, 2013 (cont'd)

	AGE GROUP											Not Stated	Total
	15-19	20-24	25-29	30-34	35-39	40-44	45-49	50-54	55-59	60-64	65+		
All Sexes													
Bobonong	2	19	42	53	47	29	20	5	4	1	2	19	243
Broadhurst	10	116	253	316	266	149	83	63	43	15	14	108	1 436
Extension Two	17	210	427	505	390	270	158	84	40	30	18	201	2 350
Francistown	23	230	460	615	420	262	142	90	60	30	28	194	2 554
Ghanzi	1	18	54	67	51	27	22	9	4	1	3	22	279
Gumare	-	1	8	19	5	7	7	1	2	2	2	3	57
Hukuntsi	1	26	43	48	38	16	14	5	6	2	1	20	220
Jwaneng	2	28	31	61	35	27	18	10	6	4	4	25	251
Kanye	5	55	99	123	88	59	49	18	16	9	10	39	570
Kasane	2	22	41	54	65	30	16	17	5	2	3	27	284
Lethakane	6	43	88	141	78	55	27	24	9	7	8	38	524
Lobatse	8	94	197	253	200	100	70	39	25	12	8	95	1 101
Mahalapye	8	73	142	192	121	93	56	26	14	10	10	71	816
Masunga	2	24	45	54	45	26	12	10	7	2	2	19	248
Maun	2	77	140	157	141	69	39	21	17	6	4	79	752
Mochudi	7	71	136	177	121	80	33	21	26	12	12	69	765
Molepolole	9	62	142	163	125	70	60	31	15	7	5	65	754
Palapye	7	43	80	113	99	46	47	19	8	8	7	41	518
Ramotswa	2	25	55	77	49	32	28	17	9	3	4	40	341
Regional South	-	8	5	11	6	5	4	-	1	2	-	1	43
Selebi Phikwe	7	100	253	265	218	137	79	41	38	13	12	115	1 278
Tsabong	-	17	47	42	34	23	14	6	3	2	-	28	216
Village	8	102	244	298	215	126	82	41	26	16	15	82	1 255
Total	129	1 464	3 032	3 804	2 857	1 738	1 080	598	384	196	172	1 401	16 855

Table B2: Total number of Offences by Magisterial Court and Sex of Accused, 2013

	Homicide offences				Sexual offences				Attempts/threats to murder, assaults, harassments and related offences				Dangerous or negligent Acts			
	NS	F	M	Total	NS	F	M	Total	NS	F	M	Total	NS	F	M	Total
Bobonong	3	-	10	13	1	-	31	32	1	-	30	31	-	1	2	3
Broadhurst	2	2	29	33	5	11	105	121	14	10	153	177	-	-	-	-
Ext- Two	2	7	68	77	2	4	49	55	9	9	145	163	54	66	880	1 000
Francistown	9	9	95	113	11	23	252	286	11	23	228	262	7	6	67	80
Ghanzi	1	1	8	10	3	-	40	43	1	3	31	35	1	-	10	11
Gumare	-	-	5	5	-	1	5	6	-	1	2	3	-	1	3	4
Hukuntsi	-	-	10	10	2	2	23	27	2	1	35	38	2	2	18	22
Jwaneng	3	1	18	22	1	1	17	19	1	-	24	25	1	-	14	15
Kanye	1	1	33	35	1	1	79	81	3	7	69	79	5	6	44	55
Kasane	1	1	15	17	-	-	8	8	3	3	22	28	2	4	55	61
Lethakane	1	2	34	37	3	4	58	65	1	-	26	27	3	6	56	65
Lobatse	2	2	20	24	6	2	67	75	9	3	92	104	8	5	114	127
Mahalapye	2	4	48	54	8	1	51	60	2	1	50	53	6	13	159	178
Masunga	3	1	17	21	1	-	23	24	-	3	16	19	-	-	7	7
Maun	1	3	28	32	4	7	47	58	3	8	47	58	19	9	155	183
Mochudi	1	1	26	28	6	7	78	91	5	-	47	52	3	4	55	62
Molepolole	4	4	54	62	2	3	79	84	2	8	100	110	1	4	49	54
Palapye	1	1	39	41	3	6	52	61	-	3	58	61	3	4	57	64
Ramotswa	1	1	9	11	1	2	23	26	1	1	44	46	9	2	61	72
Regional S.	-	-	-	-	-	-	-	-	-	-	27	27	-	-	-	-
S/Phikwe	7	6	56	69	9	5	102	116	7	8	105	120	18	19	208	245
Tsabong	-	-	2	2	2	-	11	13	2	1	22	25	3	2	21	26
Village	2	2	24	28	4	4	43	51	11	6	123	140	-	-	5	5
Total	47	49	648	744	75	84	1 243	1 402	88	99	1 496	1 683	145	154	2 040	2 339

Table B2: Total number of Offences by Magisterial Court and Sex of Accused, 2013 (cont'd)

	Kidnapping and related offences				Robbery, extortion and hi-jacking offences				Burglary and related offences				Theft and related offences			
	NS	F	M	Total	NS	F	M	Total	NS	F	M	Total	NS	F	M	Total
Bobonong	-	-	-	-	-	-	11	11	1	-	10	11	1	1	41	43
Broadhurst	-	1	2	3	7	8	189	204	7	7	107	121	26	28	437	491
Ext- Two	-	-	-	-	10	5	121	136	3	6	81	90	32	14	352	398
Francistown	-	-	-	-	6	9	94	109	3	8	75	86	31	31	574	636
Ghanzi	-	-	-	-	-	-	7	7	1	-	13	14	3	3	66	72
Gumare	-	-	-	-	-	-	4	4	-	-	-	-	-	-	11	11
Hukuntsi	-	-	1	1	-	1	3	4	-	-	6	6	5	2	24	31
Jwaneng	-	-	-	-	1	-	13	14	2	-	2	4	2	2	44	48
Kanye	-	-	1	1	-	-	25	25	2	1	17	20	7	14	137	158
Kasane	-	-	-	-	-	-	7	7	1	-	9	10	6	6	57	69
Lethakane	-	-	-	-	-	-	17	17	2	-	26	28	6	8	69	83
Lobatse	-	-	-	-	1	3	70	74	4	-	76	80	13	11	247	271
Mahalapye	-	-	-	-	3	2	43	48	4	2	60	66	23	11	163	197
Masunga	-	-	-	-	-	1	26	27	-	-	18	18	2	1	29	32
Maun	-	-	-	-	-	2	11	13	1	-	34	35	11	5	102	118
Mochudi	-	-	1	1	4	4	45	53	4	3	73	80	16	10	191	217
Molepolole	-	-	-	-	7	6	78	91	1	5	40	46	7	9	147	163
Palapye	-	-	23	23	2	-	21	23	2	-	16	18	9	6	78	93
Ramotswa	-	-	1	1	4	2	14	20	-	1	16	17	7	2	45	54
Regional S.	-	-	-	-	-	-	-	-	-	-	-	-	-	-	3	3
S/Phikwe	-	-	-	-	3	2	46	51	3	3	50	56	9	11	185	205
Tsabong	-	-	-	-	-	-	2	2	1	-	2	3	4	-	24	28
Village	-	-	-	-	11	12	175	198	1	7	60	68	20	22	442	484
Total	-	1	29	30	59	57	1 022	1 138	43	43	791	877	240	197	3 468	3 905

Table B2: Total number of Offences by Magisterial Court and Sex of Accused, 2013 (cont'd)

	Fraud, deception and related offences				Controlled drug offences				Weapons and explosives offences				Damage to property and to the environment			
	NS	F	M	Total	NS	F	M	Total	NS	F	M	Total	NS	F	M	Total
Bobonong	-	-	4	4	-	1	9	10	-	-	-	-	-	1	7	8
Broadhurst	4	2	70	76	-	1	4	5	2	1	28	31	3	3	32	38
Ext- Two	4	1	60	65	1	2	9	12	2	-	4	6	-	-	14	14
Francistown	1	2	47	50	4	3	53	60	4	1	12	17	5	7	56	68
Ghanzi	-	-	5	5	-	2	18	20	-	-	1	1	-	-	4	4
Gumare	-	-	-	-	-	-	2	2	-	-	-	-	-	-	3	3
Hukuntsi	-	-	-	-	-	2	6	8	1	-	6	7	-	-	2	2
Jwaneng	-	-	4	4	1	2	13	16	2	-	4	6	-	-	6	6
Kanye	-	-	8	8	1	3	16	20	-	1	9	10	1	-	11	12
Kasane	-	-	4	4	-	2	7	9	-	-	-	-	-	1	-	1
Letlhakane	-	1	1	2	3	4	46	53	-	-	3	3	1	1	7	9
Lobatse	4	1	22	27	2	2	19	23	-	-	-	-	-	4	29	33
Mahalapye	-	-	8	8	-	1	13	14	-	-	-	-	-	-	12	12
Masunga	1	1	2	4	3	-	8	11	-	-	-	-	1	-	8	9
Maun	1	2	12	15	3	5	37	45	-	-	1	1	2	3	14	19
Mochudi	1	1	2	4	1	-	3	4	-	-	9	9	2	1	12	15
Molepolole	-	-	7	7	1	-	1	2	-	-	3	3	-	2	21	23
Palapye	1	-	8	9	1	1	17	19	-	-	5	5	2	-	7	9
Ramotswa	-	-	-	-	1	1	9	11	1	-	5	6	-	1	4	5
Regional S.	-	1	10	11	-	-	-	-	-	-	-	-	-	-	-	-
S/Phikwe	-	2	9	11	1	2	29	32	-	-	9	9	4	5	46	55
Tsabong	-	-	-	-	1	-	4	5	1	-	4	5	-	-	4	4
Village	5	4	102	111	1	3	67	71	4	-	6	10	2	-	23	25
Total	22	18	385	425	25	37	390	452	17	3	109	129	23	29	322	374

Table B2: Total number of Offences by Magisterial Court and Sex of Accused, 2013 (cont'd)

	Public Order and other social code offences				Road and traffic offences (NEC)				Offences against government, justice procedures and organisation of crime				Offences not elsewhere classified (NEC)			
	NS	F	M	Total	NS	F	M	Total	NS	F	M	Total	NS	F	M	Total
Bobonong	-	-	2	2	-	-	7	7	1	2	28	31	4	3	55	62
Broadhurst	-	-	11	11	1	1	21	23	10	7	125	142	5	12	162	179
Extension Two	-	-	2	2	31	34	441	506	3	3	59	65	5	7	103	115
Francistown	2	3	12	17	29	22	485	536	10	17	221	248	18	29	316	363
Ghanzi	-	-	-	-	1	1	15	17	-	1	21	22	2	1	60	63
Gumare	-	-	-	-	-	-	1	1	-	-	1	1	1	3	14	18
Hukuntsi	-	-	-	-	1	1	12	14	-	-	8	8	8	3	80	91
Jwaneng	-	-	4	4	1	-	21	22	1	1	15	17	4	4	60	68
Kanye	1	1	1	3	2	3	42	47	5	3	42	50	4	5	115	124
Kasane	-	-	-	-	2	1	20	23	1	1	25	27	-	1	66	67
Letlhakane	-	-	-	-	2	-	25	27	2	5	36	43	7	8	110	125
Lobatse	1	-	3	4	20	1	113	134	5	4	120	129	8	4	116	128
Mahalapye	-	-	3	3	2	3	63	68	4	2	55	61	11	2	109	122
Masunga	-	-	3	3	-	1	9	10	-	-	33	33	-	-	31	31
Maun	-	-	7	7	12	6	87	105	5	3	67	75	11	9	98	118
Mochudi	-	-	3	3	6	1	38	45	5	5	49	59	8	12	136	156
Molepolole	-	1	2	3	3	2	39	44	4	4	54	62	9	5	117	131
Palapye	-	-	24	24	2	-	33	35	2	3	32	37	5	8	100	113
Ramotswa	-	-	-	-	3	3	74	80	-	-	5	5	3	3	37	43
Regional S.	-	-	-	-	-	-	2	2	-	-	-	-	1	-	2	3
S/i Phikwe	2	1	3	6	19	17	236	272	12	6	145	163	7	7	133	147
Tsabong	-	-	1	1	2	-	20	22	1	-	23	24	6	11	68	85
Village	-	-	12	12	-	-	13	13	2	1	53	56	9	7	203	219
Total	6	6	93	105	139	97	1 817	2 053	73	68	1 217	1 358	136	144	2 291	2 571

Table B3: Total Number of Offences by Age and Sex of Accused, 2013

	AGE GROUP												Total
	15-19	20-24	25-29	30-34	35-39	40-44	45-49	50-54	55-59	60-64	65+	Not Stated	
Male													
Homicide offences	6	70	115	149	122	65	46	24	16	10	6	19	648
Sexual offences	5	100	227	301	257	146	70	37	29	14	9	48	1 243
Attempts/threats to murder, assaults, harassments and related offences	10	129	287	361	296	159	91	45	36	19	18	45	1 496
Dangerous or negligent Acts	17	204	394	491	361	211	139	71	33	23	23	73	2 040
Kidnapping and related offences	-	6	9	6	2	1	1	2	1	-	-	1	29
Robbery, extortion and hi-jacking offences	8	106	188	247	182	121	69	28	34	13	11	15	1 022
Burglary and related offences	3	62	171	183	138	97	51	33	19	10	7	17	791
Theft and related offences	36	325	712	848	637	347	210	107	75	35	32	104	3 468
Fraud, deception and related offences	4	35	78	99	60	40	39	21	5	-	3	1	385
Controlled drug offences	1	30	91	90	71	39	31	13	11	1	4	8	390
Weapons and explosives offences	1	10	21	37	19	10	8	1	1	-	1	-	109
Damage to property and to the environment	2	13	58	79	64	33	31	15	6	4	3	14	322
Public Order and other social code offences	-	10	19	22	15	12	2	6	3	1	-	3	93
Road and traffic offences (NEC)	15	176	314	452	289	207	138	78	55	26	14	53	1 817
Offences against government, justice procedures and organisation of crime	12	120	232	279	218	148	82	38	26	17	10	35	1 217
Offences not elsewhere classified (NEC)	12	212	435	571	408	220	148	99	54	40	25	67	2 291
Total	132	1 608	3 351	4 215	3 139	1 856	1 156	618	404	213	166	503	17 361

Table B3: Total Number of Offences by Age and Sex of Accused, 2013 (cont'd)

	AGE GROUP												Total
	15-19	20-24	25-29	30-34	35-39	40-44	45-49	50-54	55-59	60-64	65+	Not Stated	
Female													
Homicide offences	1	3	10	9	8	5	4	1	1	-	1	6	49
Sexual offences	3	4	8	16	16	16	10	5	3	-	1	2	84
Attempts/threats to murder, assaults, harassments and related offences	-	14	21	20	13	10	8	4	2	1	3	3	99
Dangerous or negligent Acts	-	7	20	28	29	23	18	12	6	1	1	9	154
Kidnapping and related offences	-	1	-	-	-	-	-	-	-	-	-	-	1
Robbery, extortion and hi-jacking offences	-	4	11	16	7	6	3	5	1	3	-	1	57
Burglary and related offences	-	4	4	10	10	4	6	2	-	1	1	1	43
Theft and related offences	-	21	30	44	40	17	19	11	3	5	2	5	197
Fraud, deception and related offences	1	3	3	3	2	1	-	2	1	2	-	-	18
Controlled drug offences	-	2	5	7	7	5	3	2	2	2	1	1	37
Weapons and explosives offences	-	1	-	-	-	-	1	-	-	-	1	-	3
Damage to property and to the environment	1	-	7	8	4	3	4	2	-	-	-	-	29
Public Order and other social code offences	-	2	3	-	-	-	1	-	-	-	-	-	6
Road and traffic offences (NEC)	-	6	9	18	15	14	7	11	5	3	2	7	97
Offences against government, justice procedures and organisation of crime	1	9	10	13	10	8	6	2	2	2	2	3	68
Offences not elsewhere classified (NEC)	2	9	26	23	20	16	15	12	10	3	3	5	144
Total	9	90	167	215	181	128	105	71	36	23	18	43	1 086

Table B3: Total Number of Offences by Age and Sex of Accused, 2013 (cont'd)

	AGE GROUP											Not Stated	Total
	15-19	20-24	25-29	30-34	35-39	40-44	45-49	50-54	55-59	60-64	65+		
Not Stated													
Homicide offences	-	-	2	1	-	-	-	-	-	-	-	44	47
Sexual offences	-	-	2	1	5	-	2	-	-	-	-	65	75
Attempts/threats to murder, assaults, harassments and related offences	-	-	1	2	-	2	-	-	-	-	-	83	88
Dangerous or negligent Acts	-	-	1	1	-	-	-	1	-	-	-	142	145
Kidnapping and related offences	-	-	-	-	-	-	-	-	-	-	-	-	-
Robbery, extortion and hi-jacking offences	-	-	1	1	-	2	-	-	-	-	-	55	59
Burglary and related offences	-	-	-	3	-	-	-	-	1	-	-	39	43
Theft and related offences	-	1	-	1	-	-	1	-	1	1	-	235	240
Fraud, deception and related offences	-	-	-	-	-	-	-	1	1	-	-	20	22
Controlled drug offences	-	-	-	-	1	-	-	-	-	-	-	24	25
Weapons and explosives offences	-	-	-	-	-	-	-	-	-	-	-	17	17
Damage to property and to the environment	-	-	-	1	-	-	-	-	-	-	-	22	23
Public Order and other social code offences	-	-	-	-	-	-	-	-	-	-	-	6	6
Road and traffic offences (NEC)	-	-	2	-	7	1	-	-	-	-	-	129	139
Offences against government, justice procedures and organisation of crime	-	1	-	1	1	1	-	1	-	-	-	68	73
Offences not elsewhere classified (NEC)	-	-	4	-	-	-	2	-	-	-	-	130	136
Total	-	2	13	12	14	6	5	3	3	1	-	1 079	1 138

Table B3: Total Number of Offences by Age and Sex of Accused, 2013 (cont'd)

	AGE GROUP												Total
	15-19	20-24	25-29	30-34	35-39	40-44	45-49	50-54	55-59	60-64	65+	Not Stated	
All Sexes													
Homicide offences	7	73	127	159	130	70	50	25	17	10	7	69	744
Sexual offences	8	104	237	318	278	162	82	42	32	14	10	115	1 402
Attempts/threats to murder, assaults, harassments and related offences	10	143	309	383	309	171	99	49	38	20	21	131	1 683
Dangerous or negligent Acts	17	211	415	520	390	234	157	84	39	24	24	224	2 339
Kidnapping and related offences	-	7	9	6	2	1	1	2	1	-	-	1	30
Robbery, extortion and hi-jacking offences	8	110	200	264	189	129	72	33	35	16	11	71	1 138
Burglary and related offences	3	66	175	196	148	101	57	35	20	11	8	57	877
Theft and related offences	36	347	742	893	677	364	230	118	79	41	34	344	3 905
Fraud, deception and related offences	5	38	81	102	62	41	39	24	7	2	3	21	425
Controlled drug offences	1	32	96	97	79	44	34	15	13	3	5	33	452
Weapons and explosives offences	1	11	21	37	19	10	9	1	1	-	2	17	129
Damage to property and to the environment	3	13	65	88	68	36	35	17	6	4	3	36	374
Public Order and other social code offences	-	12	22	22	15	12	3	6	3	1	-	9	105
Road and traffic offences (NEC)	15	182	325	470	311	222	145	89	60	29	16	189	2 053
Offences against government, justice procedures and organisation of crime	13	130	242	293	229	157	88	41	28	19	12	106	1 358
Offences not elsewhere classified (NEC)	14	221	465	594	428	236	165	111	64	43	28	202	2 571
Total	141	1 700	3 531	4 442	3 334	1 990	1 266	692	443	237	184	1 625	19 585

Table B4: Number of Offences by Verdict and Sex of Accused, 2013

	Not stated	Acquitted & Discharged	Cautioned	Committed to High Court	Convicted/ Sentencing Postponed	Dismissed for want of prosecution	Guilty and Fined	Guilty and Sentenced	Stay of proceedings	Withdrawn	Total
Male											
Homicide Offences	24	50	-	241	-	23	31	15	-	119	503
Sexual Offences	43	258	4	17	18	37	2	302	5	429	1 115
Attempts/Threats to murder, assaults, harassments and related offences	39	130	2	7	5	51	6	119	2	613	974
Dangerous or negligent acts	50	117	3	-	2	29	629	139	-	376	1 345
Kidnapping and related offences	1	16	-	-	-	-	-	-	-	3	20
Robbery, extortion and hi-jacking offences	24	81	1	13	8	24	3	126	3	461	744
Burglary and related offences	18	84	-	4	1	17	1	219	3	312	659
Theft and related offences	71	257	3	12	12	40	36	627	6	929	1 993
Fraud, deception and related offences	12	31	-	9	1	17	7	42	1	112	232
Controlled drug offences	-	42	1	1	4	11	59	62	-	79	259
Weapons and explosives offences	1	10	-	-	4	-	8	6	-	31	60
Damage to property and to the environment	8	37	1	1	1	5	7	45	-	114	219
Public order and other social code offence	1	9	-	1	-	1	3	20	-	14	49
Road and traffic offences	46	103	-	8	2	25	327	123	2	340	976
Offence against government, justice procedures and organisation of crime	70	110	1	4	1	31	23	226	1	663	1 130
Offences not elsewhere classified	90	317	6	12	9	49	134	391	15	824	1 847
Not stated	20	35	-	3	1	4	7	47	-	69	186
Total	518	1 687	22	333	69	364	1 283	2 509	38	5 488	12 311

Table B4: Number of Offences by Verdict and Sex of Accused, 2013(cont'd)

	Not stated	Acquitted & Discharged	Cautioned	Committed to High Court	Convicted/ Sentencing Postponed	Dismissed for want of prosecution	Guilty and Fined	Guilty and Sentenced	Stay of proceedings	Withdrawn	Total
Female											
Homicide Offences	2	6	-	13	-	2	1	-	-	16	40
Sexual Offences	-	1	-	-	-	-	-	1	-	4	6
Attempts/Threats to murder, assaults, harassments and related offences	2	16	-	2	-	1	2	2	-	20	45
Dangerous or negligent acts	-	3	-	-	-	1	18	6	-	12	40
Kidnapping and related offences	-	6	-	-	-	-	-	-	-	-	6
Robbery, extortion and hi-jacking offences	-	1	-	-	-	-	-	3	-	9	13
Burglary and related offences	1	3	-	-	-	-	-	3	-	5	12
Theft and related offences	3	31	2	1	-	-	3	66	-	93	199
Fraud, deception and related offences	-	10	-	1	-	2	1	13	-	13	40
Controlled drug offences	1	19	-	-	1	-	12	12	-	28	73
Weapons and explosives offences	-	1	-	-	-	-	-	1	-	2	4
Damage to property and to the environment	1	2	-	-	-	-	-	1	-	10	14
Public order and other social code offence	-	-	-	1	-	-	2	-	-	1	4
Road and traffic offences	2	8	-	-	-	-	17	9	-	20	56
Offence against government, justice procedures and organisation of crime	1	5	-	-	-	-	-	2	-	11	19
Offences not elsewhere classified	4	22	-	-	-	3	5	44	-	68	146
Not stated	1	3	-	-	-	-	1	1	-	4	10
Total	18	137	2	18	1	9	62	164	-	316	727

Table B4: Number of Offences by Verdict and Sex of Accused, 2013(cont'd)

	Not Stated	Acquitted & Discharged	Case referred to Regional Mag	Cautioned	Committed to High Court	Convicted/ Sentencing Postponed	Discharged	Dismissed for want of prosecution	Guilty and Fined	Guilty and Sentenced	Stay of proceedings	Withdrawn	Total
Not Stated													
Homicide Offences	7	3	-	-	2	-	-	1	10	14	-	10	47
Sexual Offences	13	2	-	-	1	-	3	2	11	8	-	34	74
Attempts/Threats to murder, assaults, harassments and related offences	18	5	-	-	-	2	2	-	10	5	-	35	77
Dangerous or negligent acts	43	10	-	-	3	1	5	3	13	20	2	40	140
Robbery, extortion and hi-jacking offences	7	11	-	-	2	1	5	1	5	13	-	12	53
Burglary and related offences	8	3	-	-	-	-	3	1	6	7	-	11	39
Theft and related offences	68	18	-	-	3	-	1	2	7	26	-	51	176
Fraud, deception and related offences	2	5	-	-	-	-	1	-	3	4	-	4	19
Controlled drug offences	6	3	-	-	-	-	-	-	5	3	-	7	24
Weapons and explosives offences	2	-	-	-	-	-	-	1	-	-	-	2	5
Damage to property and to the environment	2	1	-	-	1	-	3	-	2	3	-	5	17
Public order and other social code offences	1	-	-	-	-	-	-	-	-	1	-	4	6
Road and traffic offences (NEC)	16	5	-	-	2	-	2	2	4	18	-	25	74
Offences against government, justice procedures and organisation of crime	12	6	-	-	2	2	2	1	6	8	-	32	71
Offences not elsewhere classified (NEC)	40	9	-	-	2	1	7	3	12	20	-	35	129
Not Stated	7	2	-	-	-	-	-	-	2	5	-	7	23
Total	252	79	-	-	18	7	34	17	96	155	2	314	974

Table B4: Number of Offences by Verdict and Sex of Accused, 2013(cont'd)

	Not Stated	Acquitted & Discharged	Case referred to Regional Mag	Cautioned	Committed to High Court	Convicted/ Sentencing Postponed	Discharged	Dismissed for want of prosecution	Guilty and Fined	Guilty and Sentenced	Stay of proceedings	Withdrawn	Total
All Sexes													
Homicide Offences	145	54	-	1	19	1	36	20	89	149	3	219	736
Sexual Offences	289	96	-	-	18	-	39	37	200	224	4	432	1 339
Attempts/Threats to murder, assaults, harassments and related offences	336	107	-	1	14	6	36	25	133	231	2	504	1 395
Dangerous or negligent acts	544	187	-	2	46	17	68	59	216	409	5	757	2 310
Kidnapping and related offences	5	1	-	-	1	-	-	3	4	9	-	7	30
Robbery, extortion and hi-jacking offences	143	105	-	2	26	6	27	31	134	177	5	325	981
Burglary and related offences	185	69	-	1	11	3	25	20	102	129	1	271	817
Theft and related offences	661	189	3	3	44	8	62	58	253	453	5	951	2 690
Fraud, deception and related offences	49	24	-	-	6	1	9	7	38	60	-	157	351
Controlled drug offences	108	39	1	-	10	4	6	7	43	57	4	163	442
Weapons and explosives offences	14	5	-	-	2	1	3	4	5	16	-	22	72
Damage to property and to the environment	74	27	-	-	6	2	6	6	31	68	-	95	315
Public order and other social code offences	9	4	-	-	-	-	4	3	4	14	-	32	70
Road and traffic offences (NEC)	262	101	-	2	25	-	32	26	153	235	2	477	1 315
Offences against government, justice procedures and organisation of crime	267	100	-	-	24	12	51	25	151	243	-	440	1 313
Offences not elsewhere classified (NEC)	475	186	-	2	59	22	60	46	274	430	4	746	2 304
Not Stated	80	37	-	-	6	1	13	7	47	55	2	127	375
Total	3 646	1 331	4	14	317	84	477	384	1 877	2 959	37	5 725	16 855

Table B5: Percent distribution of accused by offence and Verdict, 2013

	Not Stated	Acquitted & Discharged	Case referred to Regional Mag	Cautioned	Committed to High Court	Convicted/ Sentencing Postponed	Discharged	Dismissed for want of prosecution	Guilty and Fined	Guilty and Sentenced	Stay of proceedings	Withdrawn	Total
Homicide Offences	0,9	0,3	-	0,0	0,1	0,0	0,2	0,1	0,5	0,9	0,0	1,3	4,4
Sexual Offences	1,7	0,6	-	-	0,1	-	0,2	0,2	1,2	1,3	0,0	2,6	7,9
Attempts/Threats to murder, assaults, harassments and related offences	2,0	0,6	-	0,0	0,1	0,0	0,2	0,1	0,8	1,4	0,0	3,0	8,3
Dangerous or negligent acts	3,2	1,1	-	0,0	0,3	0,1	0,4	0,4	1,3	2,4	0,0	4,5	13,7
Kidnapping and related offences	0,0	0,0	-	-	0,0	-	-	0,0	0,0	0,1	-	0,0	0,2
Robbery, extortion and hi-jacking offences	0,8	0,6	-	0,0	0,2	0,0	0,2	0,2	0,8	1,1	0,0	1,9	5,8
Burglary and related offences	1,1	0,4	-	0,0	0,1	0,0	0,1	0,1	0,6	0,8	0,0	1,6	4,8
Theft and related offences	3,9	1,1	0,0	0,0	0,3	0,0	0,4	0,3	1,5	2,7	0,0	5,6	16,0
Fraud, deception and related offences	0,3	0,1	-	-	0,0	0,0	0,1	0,0	0,2	0,4	-	0,9	2,1
Controlled drug offences	0,6	0,2	0,0	-	0,1	0,0	0,0	0,0	0,3	0,3	0,0	1,0	2,6
Weapons and explosives offences	0,1	0,0	-	-	0,0	0,0	0,0	0,0	0,0	0,1	-	0,1	0,4
Damage to property and to the environment	0,4	0,2	-	-	0,0	0,0	0,0	0,0	0,2	0,4	-	0,6	1,9
Public order and other social code offences	0,1	0,0	-	-	-	-	0,0	0,0	0,0	0,1	-	0,2	0,4
Road and traffic offences (NEC)	1,6	0,6	-	0,0	0,1	-	0,2	0,2	0,9	1,4	0,0	2,8	7,8
Offences against government, justice procedures and organisation of crime	1,6	0,6	-	-	0,1	0,1	0,3	0,1	0,9	1,4	-	2,6	7,8
Offences not elsewhere classified (NEC)	2,8	1,1	-	0,0	0,4	0,1	0,4	0,3	1,6	2,6	0,0	4,4	13,7
Not Stated	0,5	0,2	-	-	0,0	0,0	0,1	0,0	0,3	0,3	0,0	0,8	2,2
Total	21,6	7,9	0,0	0,1	1,9	0,5	2,8	2,3	11,1	17,6	0,2	34,0	100,0

Table B6 Total number of accused by verdict and type of Plea - 2013

	Verdict												Total
	Not Stated	Acquitted & Discharged	Case referred to Regional Mag	Cautioned	Committed to High Court	Convicted/ Sentencing Postponed	Discharged	Dismissed for want of prosecution	Guilty and Fined	Guilty and Sentenced	Stay of proceedings	Withdrawn	
Plea													
Not Stated	384	35	-	-	4	1	25	9	19	71	-	91	639
Except to prosecutor's authority	4	-	-	-	-	-	-	-	-	-	-	1	5
Guilty	217	55	-	8	8	25	29	21	1 322	1 330	2	430	3 447
Not applicable	83	29	2	-	15	1	30	20	13	23	-	482	698
Not Guilty	1 717	1 049	-	5	46	54	248	197	467	1 362	15	2 738	7 898
Reserved	1 241	162	2	1	244	3	145	137	56	173	20	1 983	4 167
Ultra fois acquit	-	1	-	-	-	-	-	-	-	-	-	-	1
Total	3 646	1 331	4	14	317	84	477	384	1 877	2 959	37	5 725	16 855

Table B7: Number of accused by offence, verdict and sex -2013

	VERDICT												Total
	Not Stated	Acquitted & Discharged	Case referred to Regional Mag	Cautioned	Committed to High Court	Convicted/ Sentencing Postponed	Discharged	Dismissed for want of prosecution	Guilty and Fined	Guilty and Sentenced	Stay of proceedings	Withdrawn	
Male													
Homicide Offences	130	50	-	-	16	1	33	16	72	124	3	195	640
Sexual Offences	257	87	-	-	16	-	34	30	183	199	4	373	1,183
Attempts/Threats to murder, assaults, harassments and related offences	298	95	-	1	13	3	34	22	121	209	2	448	1,246
Dangerous or negligent acts	469	161	-	2	41	15	56	53	190	350	3	677	2,017
Kidnapping and related offences	5	1	-	-	1	-	-	3	4	9	-	6	29
Robbery, extortion and hi-jacking offences	124	88	-	2	21	5	21	29	125	155	5	301	876
Burglary and related offences	165	59	-	1	11	3	18	18	94	118	1	250	738
Theft and related offences	554	162	3	3	38	8	55	56	233	403	5	858	2,378
Fraud, deception and related offences	44	17	-	-	6	1	8	7	35	51	-	147	316
Controlled drug offences	97	29	1	-	10	4	4	7	36	49	4	141	382
Weapons and explosives offences	11	5	-	-	2	1	3	3	5	16	-	19	65
Damage to property and to the environment	68	26	-	-	4	2	3	4	28	59	-	79	273
Public order and other social code offences	7	4	-	-	-	-	3	3	4	11	-	27	59
Road and traffic offences (NEC)	237	93	-	2	22	-	28	22	137	211	2	431	1,185
Offences against government, justice procedures and organization of crime	240	86	-	-	17	10	46	22	137	223	-	394	1,175
Offences not elsewhere classified (NEC)	412	161	-	2	50	21	50	38	255	375	4	675	2,043
Not Stated	67	32	-	-	5	1	12	6	44	48	2	112	329
Total	3,185	1,156	4	13	273	75	408	339	1,703	2,610	35	5,133	14,934

Table B7: Number of accused by offence, verdict and sex -2013 (cont'd)

	VERDICT												Total	
	Not Stated	Acquitted & Discharged	Case referred to Regional Mag	Cautioned	Committed to High Court	Convicted/ Sentencing Postponed	Discharged	Dismissed for want of prosecution	GUILTY and Fined	GUILTY and Sentenced	Stay of proceedings	Withdrawn		
Female														
Homicide Offences	8	1	-	1	1	-	3	3	7	11	-	14	49	
Sexual Offences	19	7	-	-	1	-	2	5	6	17	-	25	82	
Attempts/Threats to murder, assaults, harassments and related offences	20	7	-	-	1	1	-	3	2	17	-	21	72	
Dangerous or negligent acts	32	16	-	-	2	1	7	3	13	39	-	40	153	
Kidnapping and related offences	-	-	-	-	-	-	-	-	-	-	-	1	1	
Robbery, extortion and hi-jacking offences	12	10	-	-	3	-	1	1	4	9	-	12	52	
Burglary and related offences	12	7	-	-	-	-	4	1	2	4	-	10	40	
Theft and related offences	39	9	-	-	3	-	6	-	13	24	-	42	136	
Fraud, deception and related offences	3	2	-	-	-	-	-	-	-	5	-	6	16	
Controlled drug offences	5	7	-	-	-	-	2	-	2	5	-	15	36	
Weapons and explosives offences	1	-	-	-	-	-	-	-	-	-	-	1	2	
Damage to property and to the environment	4	-	-	-	1	-	-	2	1	6	-	11	25	
Public order and other social code offences	1	-	-	-	-	-	1	-	-	2	-	1	5	
Road and traffic offences (NEC)	9	3	-	-	1	-	2	2	12	6	-	21	56	
Offences against government, justice procedures and organization of crime	15	8	-	-	5	-	3	2	8	12	-	14	67	
Offences not elsewhere classified (NEC)	23	16	-	-	7	-	3	5	7	35	-	36	132	
Not Stated	6	3	-	-	1	-	1	1	1	2	-	8	23	
Total	209	96	-	1	26	2	35	28	78	194	-	278	947	

Table B7: Number of accused by offence, verdict and sex -2013 (cont'd)

	VERDICT												Total
	Not Stated	Acquitted & Discharged	Case referred to Regional Mag	Cautioned	Committed to High Court	Convicted/ Sentencing Postponed	Discharged	Dismissed for want of prosecution	Guilty and Fined	Guilty and Sentenced	Stay of proceedings	Withdrawn	
Not Stated													
Homicide Offences	7	3	-	-	2	-	-	1	10	14	-	10	47
Sexual Offences	13	2	-	-	1	-	3	2	11	8	-	34	74
Attempts/Threats to murder, assaults, harrasments and related offences	18	5	-	-	-	2	2	-	10	5	-	35	77
Dangerous or negligent acts robbery, extortion and hi-jacking offences	43	10	-	-	3	1	5	3	13	20	2	40	140
Burglary and related offences	7	11	-	-	2	1	5	1	5	13	-	12	53
Theft and related offences	8	3	-	-	-	-	3	1	6	7	-	11	39
Fraud, deception and related offences	68	18	-	-	3	-	1	2	7	26	-	51	176
Controlled drug offences	2	5	-	-	-	-	1	-	3	4	-	4	19
Weapons and explosives offences	6	3	-	-	-	-	-	-	5	3	-	7	24
Damage to property and to the environment	2	-	-	-	-	-	-	1	-	-	-	2	5
Public order and other social code offences	2	1	-	-	1	-	3	-	2	3	-	5	17
Road and traffic offences (NEC)	1	-	-	-	-	-	-	-	-	1	-	4	6
Offences against government, justice procedures and organization of crime	16	5	-	-	2	-	2	2	4	18	-	25	74
Offences not elsewhere classified (NEC)	12	6	-	-	2	2	2	1	6	8	-	32	71
Not Stated	40	9	-	-	2	1	7	3	12	20	-	35	129
Not Stated	7	2	-	-	-	-	-	-	2	5	-	7	23
Total	252	79	-	-	18	7	34	17	96	155	2	314	974

Table B7: Number of accused by offence, verdict and sex -2013 (cont'd)

	VERDICT												Total
	Not Stated	Acquitted & Discharged	Case referred to Regional Mag	Cautioned	Committed to High Court	Convicted/ Sentencing Postponed	Discharged	Dismissed for want of prosecution	Guilty and Fined	Guilty and Sentenced	Stay of proceedings	Withdrawn	
All Sexes													
Homicide Offences	145	54	-	1	19	1	36	20	89	149	3	219	736
Sexual Offences	289	96	-	-	18	-	39	37	200	224	4	432	1,339
Attempts/Threats to murder, assaults, harassments and related offences	336	107	-	1	14	6	36	25	133	231	2	504	1,395
Dangerous or negligent acts	544	187	-	2	46	17	68	59	216	409	5	757	2,310
Kidnapping and related offences	5	1	-	-	1	-	-	3	4	9	-	7	30
Robbery,extortion and hi-jacking offences	143	105	-	2	26	6	27	31	134	177	5	325	981
Burglary and related offences	185	69	-	1	11	3	25	20	102	129	1	271	817
Theft and related offences	661	189	3	3	44	8	62	58	253	453	5	951	2,690
Fraud, deception and related offences	49	24	-	-	6	1	9	7	38	60	-	157	351
Controlled drug offences	108	39	1	-	10	4	6	7	43	57	4	163	442
Weapons and explosives offences	14	5	-	-	2	1	3	4	5	16	-	22	72
Damage to property and to the environment	74	27	-	-	6	2	6	6	31	68	-	95	315
Public order and other social code offences	9	4	-	-	-	-	4	3	4	14	-	32	70
Road and traffic offences (NEC)	262	101	-	2	25	-	32	26	153	235	2	477	1,315
Offences against government, justice procedures and organization of crime	267	100	-	-	24	12	51	25	151	243	-	440	1,313
Offences not elsewhere classified (NEC)	475	186	-	2	59	22	60	46	274	430	4	746	2,304
Not Stated	80	37	-	-	6	1	13	7	47	55	2	127	375
Total	3,646	1,331	4	14	317	84	477	384	1,877	2,959	37	5,725	16,855

Table B7a: Percent distribution of accused by offence and verdict -2013

	VERDICT												Total
	Not Stated	Acquitted & Discharged	Case referred to Regional Mag	Cautioned	Committed to High Court	Convicted/ Sentencing Postponed	Discharged	Dismissed for want of prosecution	Guilty and Fined	Guilty and Sentenced	Stay of \ proceedings	Withdrawn	
Homicide Offences	0.9	0.3	-	0	0.1	0	0.2	0.1	0.5	0.9	0	1.3	4.4
Sexual Offences	1.7	0.6	-	-	0.1	-	0.2	0.2	1.2	1.3	0	2.6	7.9
Attempts/Threats to murder, assaults, harrassments and related offences	2	0.6	-	0	0.1	0	0.2	0.1	0.8	1.4	0	3	8.3
Dangerous or negligent acts	3.2	1.1	-	0	0.3	0.1	0.4	0.4	1.3	2.4	0	4.5	13.7
Kidnapping and related offences	0	0	-	-	0	-	-	0	0	0.1	-	0	0.2
robbery, extortion and hi-jacking offences	0.8	0.6	-	0	0.2	0	0.2	0.2	0.8	1.1	0	1.9	5.8
Burglary and related offences	1.1	0.4	-	0	0.1	0	0.1	0.1	0.6	0.8	0	1.6	4.8
Theft and related offences	3.9	1.1	0	0	0.3	0	0.4	0.3	1.5	2.7	0	5.6	16
Fraud, deception and related offences	0.3	0.1	-	-	0	0	0.1	0	0.2	0.4	-	0.9	2.1
Controlled drug offences	0.6	0.2	0	-	0.1	0	0	0	0.3	0.3	0	1	2.6
Weapons and explosives offences	0.1	0	-	-	0	0	0	0	0	0.1	-	0.1	0.4
Damage to property and to the environment	0.4	0.2	-	-	0	0	0	0	0.2	0.4	-	0.6	1.9
Public order and other social code offences	0.1	0	-	-	-	-	0	0	0	0.1	-	0.2	0.4
Road and traffic offences (NEC)	1.6	0.6	-	0	0.1	-	0.2	0.2	0.9	1.4	0	2.8	7.8
Offences against government, justice procedures and organisation of crime	1.6	0.6	-	-	0.1	0.1	0.3	0.1	0.9	1.4	-	2.6	7.8
Offences not elsewhere classified (NEC)	2.8	1.1	-	0	0.4	0.1	0.4	0.3	1.6	2.6	0	4.4	13.7
Not Stated	0.5	0.2	-	-	0	0	0.1	0	0.3	0.3	0	0.8	2.2
Total	21.6	7.9	0	0.1	1.9	0.5	2.8	2.3	11.1	17.6	0.2	34	100



Appendix B

CRIME STATISTICS CLASSIFICATION CODES

01 HOMICIDE OFFENCES

0101 MURDER/MANSLAUGHTER/INFANTICIDE

- 0111 Murder
- 0112 Manslaughter
- 0113 Infanticide

0102 DANGEROUS DRIVING LEADING TO DEATH

- 0121 Manslaughter (traffic fatality)
- 0122 Dangerous driving causing death
- 0123 Causing death by drunken driving

02 SEXUAL OFFENCES

021 RAPE AND SEXUAL ASSAULT

- 0211 Rape of a male or female
- 0212 Defilement of a boy or girl less than 17 years old
- 0213 Sexual offence involving mentally impaired person
- 0214 Aggravated sexual assault
- 0215 Sexual assault (not aggravated)

022 OTHER SEXUAL OFFENCES

- 0221 Incest
- 0222 Child pornography offences
- 0223 Child pornography - obstruction of warrant
- 0224 Gross indecency
- 0225 Attempted Rape

03 ATTEMPTS/THREATS TO MURDER, ASSAULTS, HARASSMENTS AND RELATED OFFENCES

031 ATTEMPTS/THREATS TO MURDER

- 0311 Murder-attempt
- 0312 Murder-threat (threat to kill)

0320 ASSAULTS

- 03201 Assault causing harm
- 03202 Poisoning
- 03203 Assault or obstruction of Garda/official, resisting arrest
- 03204 Minor assault
- 03205 Indecent assault on boy(s) under 14 years
- 03206 Indecent assault on females
- 03207 Assault O.A.B.H
- 03208 Assault common
- 03209 Common nuisance
- 03210 Other assaults
- 03211 Grievous harm
- 03212 Assault Police Officer
- 0330 03213 Assaulting person on duty

HARASSMENT AND RELATED OFFENCES

- 03301 Harassment, stalking, threats
- 03302 Coercion
- 03303 Menacing phone calls
- 03304 Incitement to hatred offences
- 03305 Demanding payment of debt causing alarm
- 03306 Use of insulting language

- 04 DANGEROUS OR NEGLIGENT ACTS**
 - 0410 DANGEROUS OR NEGLIGENT OPERATION OF A VEHICLE**
 - 04101 Dangerous driving causing serious bodily harm
 - 04102 Driving/In charge of a vehicle while over legal alcohol limit
 - 04103 Driving/In charge of a vehicle under the influence of drugs
 - 04104 Dangerous/careless driving and motorway offences
 - 04105 Speeding
 - 04106 Causing death by leaving motor vehicle on a road
 - 0420 042 OTHER DANGEROUS OR NEGLIGENT ACTS**
 - 04201 Endangerment with potential for serious harm/death
 - 04202 Abandoning a child, child neglect and cruelty
 - 04203 Unseaworthy/Dangerous use of boat or ship
 - 04204 False alarm/Interference with aircraft or air transport facilities
 - 04205 Endangering traffic offences
 - 04206 Reckless and Negligent Acts
- 05 KIDNAPPING AND RELATED OFFENCES**
 - 0510 051 FALSE IMPRISONMENT, ABDUCTION**
 - 05101 False Imprisonment
 - 05102 Abduction of person under 16 years of age
 - 05103 Abduction
- 06 ROBBERY, EXTORTION AND HIGHJACKING OFFENCES**
 - 0610 ROBBERY**
 - 06101 Robbery of an establishment or institution
 - 06102 Robbery of cash or goods in transit
 - 06103 Robbery from the person
 - 06104 Armed Robbery
 - 06105 Attempted Robbery
 - 0620 EXTORTION OFFENCES**
 - 06201 Blackmail, extortion
 - 0630 HIJACKING OFFENCES**
 - 06301 Carjacking, high jacking/unlawful seizure of aircraft/vessel
- 07 BURGLARY AND RELATED OFFENCES**
 - 0710 BURGLARY**
 - 07101 Aggravated burglary
 - 07102 Burglary (not aggravated)
 - 07103 Possession of an article (with intent to burgle, steal, demand)
 - 07104 Burglary and theft
 - 07105 Burglary
- 08 THEFT AND RELATED OFFENCES**
 - 0810 THEFT/TAKING OF VEHICLE AND RELATED OFFENCES**
 - 08101 Theft/Unauthorized taking of vehicle
 - 08102 Interfering with vehicle (with intent to steal item or vehicle)
 - 08103 Theft of a motor vehicle
 - 08104 Theft of a motor vehicle using violence
 - 08105 Theft of a motor vehicle using offensive weapon or firearms or threatening to use them
 - 08106 Dealing in stolen motor vehicle or parts thereof
 - 08107 Failure to report suspected stolen vehicle by motor dealer
 - 08108 Selling or receiving a motor vehicle without document effecting such sale
 - 08109 Failing to issue a declaration or certificate being a motor vehicle dealer
 - 08110 Failing to present declaration or certificate being a motor vehicle purchaser
 - 08111 Tempering with motor vehicle (Conceal or disguise identification)
 - 08112 Failure to report the alteration or change of colour of a motor vehicle at registration office for amendment

- 08113 Driving motor vehicle without number plates or without satisfactory explanation
- 08114 Manufacturing instruments which may be in the commission of offence
- 08115 Making number plates or key for a person without seeing any identification for that person
- 08116 Breaking into motor vehicle
- 08117 Attempting to steal a motor vehicle
- 08118 Attempting to receive a stolen motor vehicle
- 08119 Conspiring with any other person in the commission of the offence
- 08120 Selling or assisting to sell a motor vehicle having reason to believe it is stolen

0820 THEFT (NOT VEHICLE)

- 08201 Theft from person
- 08202 Theft from shop
- 08203 Theft from vehicle
- 08204 Theft/Unauthorized taking of a pedal cycle
- 08205 Theft of, or interference with, mail, postal matter
- 08206 Theft of other property
- 08207 Theft common
- 08208 Store breaking and theft
- 08209 Theft by agent
- 08210 Theft by person in public service
- 08211 Theft by servant and clerk
- 08212 Theft from a person
- 08213 Theft of a postal matter
- 08214 House breaking and theft
- 08215 Stealing goods in transit

0830 HANDLING STOLEN PROPERTY

- 08301 Handling/ carrying or possession of stolen property
- 08302 In possession of property stolen outside Botswana
- 08303 Receiving stolen property

09 FRAUD, DECEPTION AND RELATED OFFENCES

0910 FRAUD, FORGERY AND FALSE INSTRUMENT OFFENCES

- 09101 Fraud, deception, false pretence offences
- 09102 Forging an instrument to defraud
- 09103 Possession of an article for use in fraud, deception or extortion
- 09104 Falsification of accounts
- 09105 Offences under the Companies Act
- 09106 Offences under the Investment Intermediaries Act
- 09107 Offences under the Stock Exchange Act
- 09108 Forging licenses
- 09109 Forgery and uttering
- 09110 Making documents without authority
- 09111 Alter document without authority

0920 OTHER FRAUD

- 09201 Money laundering
- 09202 Embezzlement
- 09203 Fraud against the country
- 09204 Importation/Sale/Supply of tobacco
- 09205 Fraudulent appropriation of power

0930 COUNTERFEITING CURRENCY AND RELATED OFFENCES

09301 Counterfeiting notes and coins

0940 CORRUPTION

09401 Corruption (involving public office holder)

09402 Official corruption

09403 Removal of property under lawful seizure

10 CONTROLLED DRUG OFFENCES

1010 IMPORTATION/MANUFACTURE OF DRUGS

10101 Importation of drugs

10102 Cultivation or manufacture of drugs

1020 POSSESSION OF DRUGS

10201 Possession of drugs for sale or supply

10202 Possession of drugs for personal use

1030 OTHER DRUG OFFENCES

10301 Forged or altered prescription offences

10302 Failure to produce order, prescription, or drug book for inspection

10303 Possessing or using a habit forming drug

10304 Failure to comply with conditions of drug permit or license

10305 Dealing in habit forming drugs

10306 Obstruction under the Drugs Act

10307 Cause death through intoxicating drugs

11 WEAPONS AND EXPLOSIVES OFFENCES

1110 EXPLOSIVES, CHEMICAL WEAPONS OFFENCES

11101 Causing an explosion

11102 Making of explosives

11103 Possession of explosives

11104 Chemical weapons offences

1120 FIREARMS OFFENCES

11201 Discharging a firearm

11202 Going armed in public

11203 Owning an arm without license

11204 Failure to comply with the demands of production of arm license or certificate

11205 Dangerous acts with arms

11206 Having in possession arms or ammunition while convicted of offence under this act

11207 Making false statement for the purpose of procuring registration as an arm dealer

11208 Making false entry in an arm dealers registry

11209 Failing to keep an arm or ammunition under safe custody

11210 Failure to report lost or stolen arm/ammunition

11211 Importing arms or ammunition without permit

11212 Exporting arms or ammunition without permit

11213 Possessing unregistered arms or ammunitions

11214 Selling arm or ammunition

11215 Disposing arms or ammunitions

11216 Transferring arms or ammunitions

11217 Manufacturing arms or ammunitions without Manufacturer' license

11218 Possessing special types of arms or ammunition

11219 Importing arms or ammunitions of war without permit

11220 Possessing unregistered arms or ammunition of war without permit

11221 Owning an arm or ammunition of war/arm without license

11222 Use of arms to resist arrest

- 1130 **OFFENSIVE WEAPONS OFFENCES (NEC)**
 - 11301 Possession of offensive weapons (not firearms)
- 1140 **FIREWORKS OFFENCES**
 - 11401 Fireworks Offences (for sale, IGNITING etc.)
- 12 **DAMAGE TO PROPERTY AND TO THE ENVIRONMENT**
 - 1210 **CRIMINAL DAMAGE**
 - 12101 Arson
 - 12102 Criminal damage (not arson)
 - 12103 Malicious injury to property
 - 1220 **ENVIRONMENTAL DAMAGE**
 - 12201 Litter offences
- 13 **PUBLIC ORDER AND OTHER SOCIAL CODE OFFENCES**
 - 1310 **DISORDERLY CONDUCT**
 - 13101 Affray/Riot/Violent disorder
 - 13102 Public order offences
 - 13103 Drunkenness offences
 - 13104 Air rage-disruptive or drunken behaviour on aircraft
 - 1320 **TRESPASS OFFENCES**
 - 13201 Forcible entry and occupation (not burglary)
 - 13202 Trespass on lands or enclosed areas
 - 13203 Criminal trespass
 - 1330 **LIQUOR LICENSING OFFENCES**
 - 13301 Failure to keep register being a hotel liquor license premises
 - 13302 Carrying on other businesses on licensed premises
 - 13303 Altering licensed premises without approval by the licensing authority
 - 13304 Selling intoxicating liquor without license
 - 13305 Selling liquor to young persons
 - 13306 Obstructing a health inspector to carry out his/her duty
 - 13307 Selling intoxicating liquor to a drunken person
 - 13308 Procuring drink for drunken person
 - 13309 Making a false entry or statement in a hotel register
 - 13310 Departing from licensed premises without paying
 - 13311 Drinking liquor in a bottle store or on a prohibited area
 - 13312 Failure to provide meals and accommodation being a hotel keeper
 - 13313 Obstruct/resist licensed premises to be closed by authorised person
 - 13314 Refusing to leave licensed premises
 - 13315 Adulterating liquor
 - 13316 Permitting licensed premises to be a brothel
 - 13317 Making business or trading without a license/certificate
 - 13318 Willingly making a false statement in a document
 - 13319 Keeping wholesale quantities of intoxicating liquor on licensed premises
 - 13320 Other Liquor licensing offences
 - 13321 Other Registered clubs offences
 - 13322 Other restaurant offences
 - 13323 Operating beyond stipulated hours

1340 PROSTITUTION OFFENCES

- 13401 Brothel keeping
- 13402 Organization of prostitution
- 13403 Prostitution, including soliciting etc.

1350 REGULATED BETTING/MONEY, COLLECTION/TRADING OFFENCES

- 13501 Offences under the Betting Acts
- 13502 Collecting money without permit, unauthorized collection
- 13503 Offences under Gaming and Lotteries Acts
- 13504 Permit/License offences for casual/street trading

1360 SOCIAL CODE OFFENCES (NEC)

- 13601 Bestiality
- 13602 Indecency
- 13603 Allowing a child (under 16 years) to beg
- 13604 Bigamy
- 13605 Begging
- 13606 Rogues and vagabonds

14 ROAD AND TRAFFIC OFFENCES (NEC)

1410 DRIVING LICENCE/INSURANCE OFFENCES

- 14101 Driving license-failure to have, produce, etc.
- 14102 Insurance-failure to have, produce, display, etc.
- 14103 Driving an unlicensed motor vehicle.
- 14104 Failure to display road license.

1420 VEHICLE TAX/REGISTRATION OFFENCES

- 14201 Owning or driving unregistered motor vehicle
- 14202 Misuse of Trade License
- 14203 Failure to comply with conditions of motor dealer's license

1430 ROADWORTHINESS/REGULATORY OFFENCES

- 14301 Misuse of trailers, weight and other offences
- 14302 Obstruction under Road Traffic Acts
- 14303 Driving motor vehicle with worn out tires
- 14304 Driving motor vehicle with insufficient hand brake
- 14305 Driving motor vehicle with insufficient foot brake
- 14306 Drawing a trailer with inefficient braking foot brake
- 14307 Drawing motor vehicle not equipped with mudguard
- 14308 Driving motor vehicle with defective warning device
- 14309 Riding a bicycle with defective warning device
- 14310 Driving motor vehicle with shattered windscreen
- 14311 Driving motor vehicle with defective wipers
- 14312 Driving motor vehicle without mirrors, speedometer, fuel cap
- 14313 Driving motor vehicle with defective head lamps
- 14314 Driving motor vehicle with defective park lamps
- 14315 Driving motor vehicle with defective rear/tail lamps
- 14316 Driving motor vehicle with defective stop lights
- 14317 Driving motor vehicle with defective registration lamps
- 14318 Riding a bicycle at night without lamps
- 14319 Operating an animal drawn vehicle without a lamp
- 14320 Driving a motor vehicle with defective indicator
- 14321 Driving a motor vehicle with height exceeding 4.1 meters
- 14322 Riding bicycle on a dangerous position
- 14323 Failure to keep record of the driver
- 14324 Spanning more than two donkeys abreast

- 14325 Walking along / across the road in a dangerous manner
- 14326 Making noise / sounding instrument for the purpose of touting
- 14327 Permitting incompetent person to drive animal drawn vehicle
- 14328 Leaving animal drawn vehicle unattended
- 14329 Failure to stop at a level crossing
- 14330 Failure to close the gate
- 14331 Un gazetted identification plates
- 14332 Carrying passengers while a learner
- 14333 Failure to display red letter L
- 14334 Failure to obey warning sign on projecting loads overloading goods
- 14335 Carrying goods or passengers in a manner likely to obscure driver's view.
- 14336 Driving motor vehicle exceeding 10.5 meters during prohibited hours
- 14337 Failure to wear a protective helmet
- 14338 Failure to display number plates
- 14339 Driving a motor unaccompanied whilst a learner
- 14340 Permitting unlicensed person to drive
- 14341 Carrying a passenger, animal or article in front of a motor cycle driver
- 14342 Riding a motor vehicle in a dangerous position
- 14343 Causing damage to a motor vehicle
- 14344 Tampering with a motor vehicle
- 14345 Taking a motor vehicle without authority
- 14346 Leaving a motor vehicle unattended
- 14347 Obstructing a police officer
- 14348 Applying for a license without disclosing endorsement
- 14349 Failure to obey police direction or signal
- 14350 Failure to obey traffic signs or signals
- 14351 Careless driving (other vehicles)
- 14352 Reckless Driving (other vehicles)
- 14353 Drunken driving of other vehicles (not motor vehicles)
- 14354 Fraudulent use of imitated plates document or mark
- 14355 Giving false information to public servant
- 14356 Failure to stop and report an accident
- 14357 Failure to provide breath or blood specimen
- 14358 Leaving cattle unattended on main road
- 14359 Playing games obstructing road ushers
- 14360 Lead, drive animal or vehicle on foot path
- 14361 Fraudulent application for driving license
- 14362 Failure to stop and report a fatal accident
- 14363 In charge of a motor vehicle whilst unfit through drinks
- 14364 Reckless drinking (motor vehicle)
- 14365 Using a motor vehicle in such condition as to constitute danger to the public
- 14366 Traffic in obscene publication
- 14367 Driving while disqualified
- 14368 Other road offences
- 14369 Careless and inconsiderate Driving
- 1440 ROAD TRANSPORT/PUBLIC SERVICE VEHICLE OFFENCES**
- 14401 Road Transport - carriage of goods offences
- 14402 Overloading passengers in a P.S.V
- 14403 Using a P.S.V without a P.S.V driving license
- 14404 Operating P.S.V in unhygienic condition
- 14405 Driving a P.S.V without a fire extinguisher
- 14406 Conducting without conducting P.S.V
- 14407 Driving P.S.V without P.S.V driving license
- 14408 Driving P.S.V without due care and attention
- 14409 P.S.V reckless driving

- 14410 Disobeying P.S.V. driver /conductor not to enter because it is full
- 14411 Public Service Vehicle offences
- 14412 Light rail offences (Luau)

15 OFFENCES AGAINST GOVERNMENT, JUSTICE PROCEDURES AND ORGANISATION OF CRIME

1510 OFFENCES AGAINST GOVERNMENT AND ITS AGENTS

- 15101 Treason
- 15102 Breaches of Offences Against the State Acts
- 15103 Breaches of Official Secrets Act
- 15104 Impersonating member of An Garda Síochána
- 15105 Electoral offences including personation
- 15106 Public mischief-annoying phone calls, wasting police time
- 15107 Criminal Assets Bureau offences
- 15108 Non-compliance with Garda direction
- 15109 Destruction of statutory document
- 15110 Traffic in obscene publication
- 15111 Abuse of office
- 15112 False assumption of authority
- 15113 False information to a public officer
- 15114 Personating persons employed in public service
- 15115 Tampering with public officers
- 15116 Undermining authority of a public service
- 15117 Refusal to be searched by authorized person
- 15118 Holding any interest without permission from the minister
- 15119 Possession of stamp dye
- 15120 Wearing nurses uniform
- 15121 Failure to disclose conflict of interest
- 15122 Failure to explain standard of living/possession of unexplained property
- 15123 Failure to pay compensation/wages
- 15124 Failure to provide necessities

1520 ORGANISATION OF CRIME AND CONSPIRACY TO COMMIT CRIME

- 15201 Criminal organization offences (organized crime)
- 15202 Conspiracy to commit a crime

1530 PERVERTING THE COURSE OF JUSTICE

- 15301 Perjury
- 15302 Interfering with a jury (embracery)
- 15303 Assisting offenders
- 15304 Public mischief, pervert course of justice, conceal offence
- 15305 Obstructing court officers
- 15306 Destroying evidence
- 15307 Interfering with a witness

1540 OFFENCES WHILE IN CUSTODY AND RELATED OFFENCES

- 15401 Escape or help to escape from custody
- 15402 Prison offences
- 15403 Attempt from lawful custody

1550 BREACH OF JUSTICE/COURT ORDER

- 15501 Breach of Domestic Violence Order (protection, safety, barring)
- 15502 Breach of the peace
- 15503 Breach of bail

- 15504 Failure to comply under Sex Offenders Act
 - 15505 Breach of order under Family Law Act
 - 15506 Dealing in any assets subject to an order of the court
 - 15507 Other failure to comply with court order, jury summons, warrant etc.
- 16 OFFENCES NOT ELSEWHERE CLASSIFIED (NEC)**
- 1610 IMPORTATION/CONTROL/WELFARE OF ANIMALS OFFENCES**
- 16101 Illegal importation of animals
 - 16102 Control of horses offences
 - 16103 Dog ownership offences (license, control etc.)
 - 16104 Injuring animals
 - 16105 Killing animals with intent to steal
 - 16106 Unlawful wounding
 - 16107 Offences against animals
 - 16108 Non-reporting of matimela
 - 16109 Unlawful importation or possession on acquisition of ivory
- 1620 FISHERIES/MARITIME OFFENCES**
- 16201 Breaches of fishing quota/related regulation
- 1630 USE OF DATA, ELECTRONIC COUNTERFEIT AND BROADCASTING OFFENCES**
- 16301 Unauthorized accessing of data
 - 16302 Recording, possession, distribution of counterfeit material
 - 16303 Unauthorized broadcasting and illegal signal reception
- 1640 IMMIGRATION OFFENCES/ CARRIER LIABILITIES**
- 16401 Overstaying in Botswana
 - 16402 Making a contradictory statement for the purpose of entering Botswana
 - 16403 Unlawful entry in Botswana
 - 16404 Failure to comply with visit conditions
 - 16405 Failure to transmit residential permit to the board
 - 16406 Failure to transmit residential permit to the minister
 - 16407 Re- entering Botswana as a prohibited immigrant
 - 16408 Aiding or abetting unlawful entry
 - 16409 Forging certificates or documents for the purpose of entering Botswana
 - 16410 Uttering or using false certificate or document for the purpose of entering Botswana
 - 16411 Unlawful possession of residential permit
 - 16412 Delivering residential permit, passport or other I.D document for the use by other person
 - 16413 Forging or altering unlawfully a residential permit, passport or any I.D document
- 1650 STOCK THEFT**
- 16501 Duty to ascertain bonafides of seller of stock
 - 16502 Trespass with intent to steal
 - 16503 Night delivery of stock
 - 16504 Making false statement in a certificate
 - 16505 Failure to produce removal certificate
 - 16506 Tampering with stock or produce
 - 16507 Possession of stolen stock
 - 16508 Dealing in stolen stock or produce
 - 16509 Stealing stock or produce
- 1660 PRECIOUS STONES OFFENCES**
- 16601 Failure to report discovery of precious stones
 - 16602 Entering any protection area when the exclusion order is still in force
 - 16603 Making false statement in order to apply for dealers license or permit
 - 16604 Signing false notes of sale and purchase
 - 16605 Dealing in rough or uncut precious stone to keep register of transaction
 - 16606 Failure to deliver picked or found precious stone to the police station
 - 16607 Dealing in precious stones during night time, Sunday or holidays
 - 16608 Making false declaration of discovery of precious stones
 - 16609 Placing of precious stones where not naturally found
 - 16610 Unlawful dealing in and possession of rough or uncut precious stones
 - 16611 Purchases from or sale to unauthorized person

- 16612 Failure to report imported precious stone in the district
- 16613 Unlawful mining
- 1670 MISCELLANEOUS OFFENCES**
- 16701 Abortion
- 16702 Procuring or assisting in abortion
- 16703 Concealment of birth
- 16704 Destroying/Disposing of a dead body
- 16705 Pawn broking offences
- 16706 Offences in connection with rail travel
- 16707 Employment permit offences (relating to non-Batswana national)
- 16708 Idle and disorderly person
- 16711 Cheating
- 16712 Entering dwelling with intent to commit offence
- 16713 Obtaining by false pretences
- 16715 Attempt to commit an offence
- 16716 Unnatural offence
- 16717 Accessory after fact
- 16718 Demanding property with menace
- 16719 Attempt to procure abortion
- 16720 Attempt to commit unnatural offence
- 16721 Issuing cheque with no funds



1574288

ISBN: 978-99968-485-7-5