



# BAROLONG SUB DISTRICT

## POPULATION AND HOUSING CENSUS SELECTED INDICATORS 2011

VOL 2.1

# STATISTICS BOTSWANA

Copyrights © Statistics Botswana 2015



BAROLONG SUB DISTRICT  
**Population and Housing Census 2011**  
Selected Indicators  
for Villages and Localities

**Barolong Sub District  
Population And Housing Census 2011  
Selected Indicators For Villages And Localities**

**VOL 2.1**

Published by  
STATISTICS BOTSWANA  
Private Bag 0024, Gaborone  
**Phone:** (267)3671300,  
**Fax:** (267) 3952201  
**Email:** info@statsbots.org  
**Website:** www.cso.gov.bw

**COPYRIGHT RESERVED**

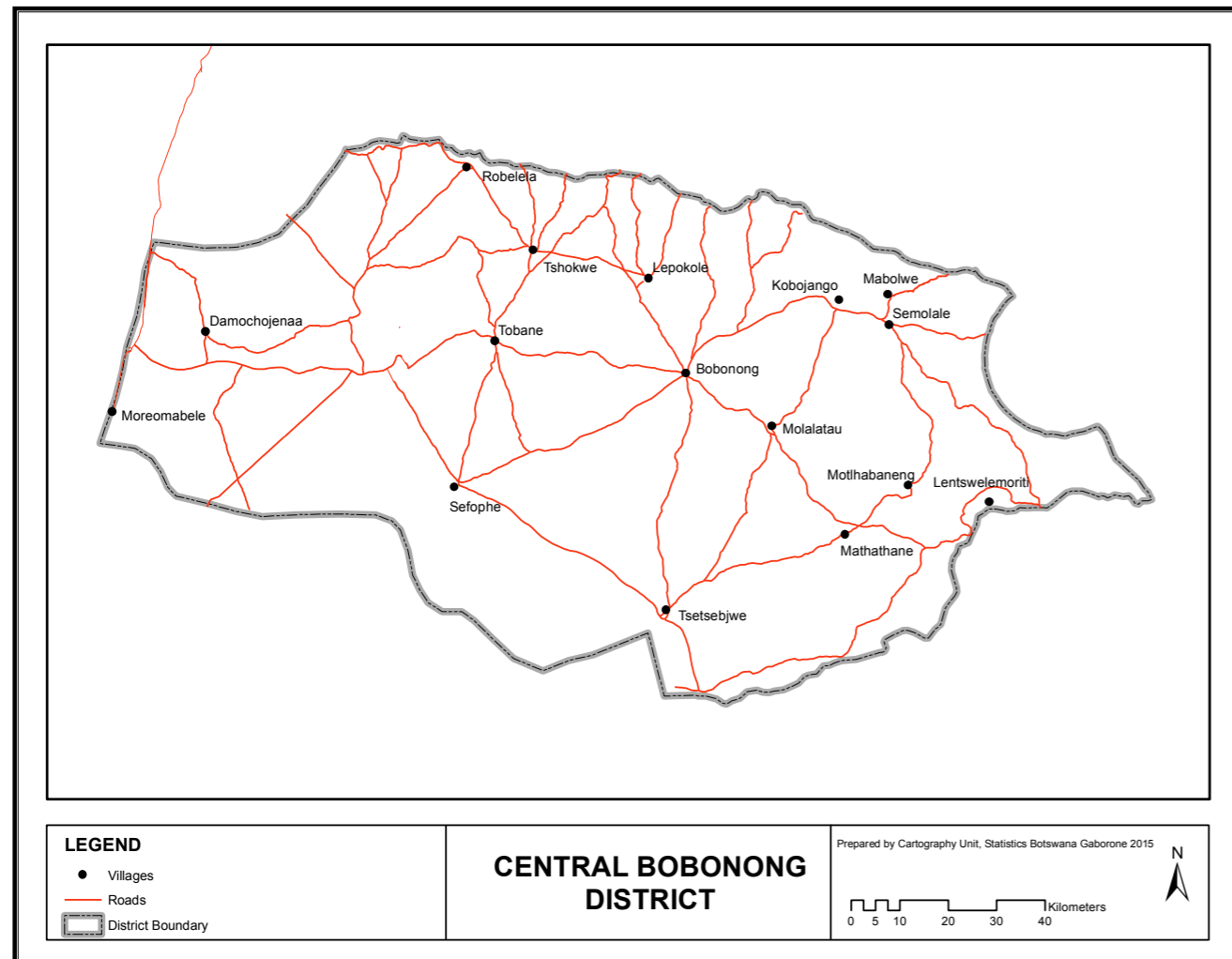
**Extracts may be published if source is duly acknowledged**

**ISBN: 978-99968-429-3-1**

## Table of Contents

|  |           |
|--|-----------|
| <b>Preface</b>                                     | <b>3</b>  |
| <b>1.0</b> Background and Commentary               | 6         |
| 1.1 Background to the Report                       | 6         |
| 1.2 Importance of the Report                       | 6         |
| <b>2.0</b> Total Population and growth             | 6         |
| <b>3.0</b> Population Composition                  | 7         |
| 3.1 Labour Force                                   | 7         |
| 3.2 The Youth                                      | 7         |
| 3.3 The Elderly                                    | 7         |
| <b>4.0</b> Access to Drinking Water and Sanitation | 7         |
| 4.1 Access to sanitation                           | 8         |
| 4.2 Access to Portable Water                       | 8         |
| <b>5.0</b> Disability                              | 9         |
| <b>6.0</b> Employment and Unemployment             | 9         |
| <b>7.0</b> Literacy                                | 9         |
| <b>8.0</b> Source of Fuel for Lighting             | 10        |
| <b>9.0</b> Source of Fuel for Cooking              | 10        |
| <b>10.0</b> Source of Fuel for Heating             | 11        |
| <b>11.0</b> Religion                               | 11        |
| <b>12.0</b> Marital Status                         | 12        |
| <b>13.0</b> Orphan-hood                            | 12        |
| <b>14.0</b> Household Size                         | 13        |
| <b>15.0</b> Annual Growth Rate                     | 13        |
| <b>16.0</b> Projected Population 2011 – 2026       | 13        |
| <b>ANNEXES</b>                                     | <b>14</b> |

**FIGURE 1: MAP OF BAROLONG DISTRICT**



**Preface**

This report follows our strategic resolve to disaggregate the 2011 Population and Housing Census report, and many of our statistical outputs, to cater for specific data needs of users. Therefore, data and commentary contained herein is one of a series of district profiles presenting disaggregated data to the level of villages, abstracted from the 2011 Population and Housing Census results.

For definitive interpretation, villages covered in this report are of 500 or more inhabitants. The analysis aims at providing ready information to facilitate planning and policy making. It therefore presents information on composition, distribution and gender.

In addition, it presents information on marital status, orphan-hood, and religion, access to water and sanitation, as well as sources of energy, among others. It is our sincere hope that information and analysis contained herein, is not only found to be very useful, but also ignites reciprocal engagements with data users to offer feedback on how forthcoming reports can be improved.

**Statistician General**  
December 2015

**TABLE 1.1: TRENDS IN KEY DEMOGRAPHIC INDICATORS FROM 1971, 1981, 1991, 2001 AND 2011  
POPULATION AND HOUSING CENSUSES**

| Population Characteristics                         | Census<br>1971 | Census<br>1981 | Census<br>1991 | Census<br>2001 | Census<br>2011 |
|--|----------------|----------------|----------------|----------------|----------------|
| Sex Ratio (Males per 100 Females)                  | 84             | 89             | 92             | 93.8           | <b>95.5</b>    |
| Percentage Urban                                   | 9              | 17.7           | 45.7           | 54.2           | <b>64.1</b>    |
| Population Density (per km)                        | 1              | 1.6            | 2.3            | 2.9            | <b>3.5</b>     |
| Crude Birth Rate (per 1000)                        | 45.3           | 47.7           | 39.3           | 28.9           | <b>25.7</b>    |
| Crude Death Rate (per 1000)                        | 13.7           | 13.9           | 11.5           | 12.4           | <b>6.25</b>    |
| Natural Rate of Increase (% per annum)             | 3.1            | 3.4            | 2.7            | 1.7            | <b>1.9</b>     |
| General Fertility Rate (per 1000 women aged 15-49) | 189            | 210            | 161            | 106.9          | <b>92.2</b>    |
| Mean Age at Childbearing                           | 30.5           | 30.6           | 30             | 30.3           | <b>20</b>      |
| Total Fertility Rate (births per woman)            | 6.5            | 6.6            | 4.2            | 3.27           | <b>2.7</b>     |
| Infant Mortality Rate                              | 97             | 71             | 48             | 56             | <b>17</b>      |
| Child Mortality Rate                               | 56             | 35             | 16             | 19             | <b>27</b>      |
| Under 5 Mortality                                  | 152            | 105            | 63             | 74             | <b>28</b>      |
| <b>Life Expectancy at Birth (years)</b>            | <b>55.5</b>    | <b>56.5</b>    | <b>65.3</b>    | <b>55.6</b>    | <b>68</b>      |
| Males  | 52.5           | 52.3           | 63.3           | 52.0           | <b>66</b>      |
| Females  | 58.6           | 59.7           | 67.1           | 57.4           | <b>70</b>      |
| <b>Mean Age (years)</b>                            | <b>23.4</b>    | <b>22.7</b>    | <b>23</b>      | <b>24.8</b>    | <b>26.2</b>    |
| Males  | 22.6           | 22.0           | 22.4           | 24.2           | <b>25.2</b>    |
| Females  | 24.1           | 23.4           | 23.5           | 25.3           | <b>26.8</b>    |
| <b>Median Age (Years)</b>                          | <b>15.0</b>    | <b>15.3</b>    | <b>16.8</b>    | <b>20.1</b>    | <b>23</b>      |
| Males  | 13.5           | 15.0           | 16.0           | 19.4           | <b>22</b>      |
| Females  | 16.7           | 16.5           | 17.4           | 20.8           | <b>24</b>      |
| <b>Population Growth Rate</b>                      |                | <b>4.7</b>     | <b>3.5</b>     | <b>2.4</b>     | <b>1.9</b>     |

Source: National Census 1971, 1981, 1991, 2001 and 2011

**TABLE 1.2: SUMMARY INDICATORS FOR BAROLONG DISTRICT 2011**

| Demographic Indicators  | Value         |
|---|---------------|
| <b>Total Population</b>   | <b>54,831</b> |
| <b>Male</b>   | 26,680        |
| <b>Female</b>   | 28,151        |
| Population Change 2001-2011   | 15.5          |
| Population Growth Rate 2001-2011                                      | 1.5           |
| Sex Ratio   | 94            |
| Population Urban  | 20.9          |
| Population Density  | 31.8          |
| Crude Birth Rate  | 25.5          |
| Crude Death Rate  | 8.5           |
| Natural Rate of Increase (%per annum)                                 | 1.45          |
| General Fertility Rate (per 1000 women 15-49)                         | 100.9         |
| Total Fertility Rate(births per woman)                                | 3.2           |
| Mean Age at Childbearing  | 29.2          |
| Infant Mortality Rate   | 17            |
| Child Mortality Rate  | 14            |
| Under five Mortality Rate   | 27            |
| Life Expectancy at Birth  |               |
| Total   | 61            |
| Males   | 67            |
| Females   |               |
| Males   | 25.3          |
| Females   | 27.9          |
| Total   |               |
| <b>Males</b>  | 20            |
| <b>Females</b>  | 23            |
| Population Groups   |               |
| Infants (0-1)   | 5.4           |
| Under Five (0-4)  | 13            |
| School-going (6-13)   | 16.2          |
| Labour Force (15-64)  | 56.5          |
| Youth (18-35)   | 25.4          |
| Elderly (65+)   | 7.1           |
| Dependency Ratio  | 77.1          |
| Proportion With Access to Improved Sanitation (%)                     | 85.2          |
| Proportion with Access to Improved Source of Water (%)                | 97.4          |
| Proportion of Seeing Defects in One or Both Eyes (%)                  | 1.5           |
| Proportion With Hearing Defects in Both Ears (%)                      | 0.7           |
| Defects of Speech (%)   | 0.4           |
| Inability to Use One or Both Legs (%)                                 | 0.6           |
| Inability to Use One or Both Arms (%)                                 | 0.3           |
| Inability to Speak (%)  | 0.1           |
| Moderate to Severe Mental Retardation (%)                             | 0.5           |
| Unemployment (%)  |               |
| Total   | 24.8          |
| Males   | 23.6          |
| Females   | 26.3          |
| Total   | 72.9          |
| Males   | 69.3          |
| Females   | 76.1          |
| Proportion of Population 12 Years and Over Who Are Married            | 16            |
| Proportion 12 Years And Over Who Are Living Together                  | 18.2          |
| Proportion of Population 17 Years And Less With Mother Deceased       | 7.5           |
| Proportion of Population 17 Years and Less With Father Deceased       | 13.5          |
| Proportion of Population 17 Years and Less With Both Parents Deceased | 3.2           |

## 1.0 Background and Commentary

The Population and Housing Census is the most representative form of enumeration since it covers as many people and topics as possible. It is the total enumeration of households throughout the country. The census is carried out after every ten (10) years in Botswana. This report covers indicators and counts of the 2011 census and makes comparisons, in some instances, with the previous census of 2001. There are two types of enumeration methods. One is the De Jure type and the other is the De Facto. The De Jure method refers to the enumeration of population according to usual residence and excludes visitors. It however includes absent residents. The De Facto method, on the other hand, refers to the enumeration of population according to where one spent the census night. It includes visitors but excludes absent residents.

The 2011 Population and Housing Census used the defacto enumeration. An important aspect of the 2011 census is its wide disaggregation of information by important variables of sex, gender and locality, among others. The disaggregation forms the basis of this report. The report presents information on localities that have 500 or more inhabitants.

### 1.1 Background to the Report

This report was necessitated by the need for disaggregated data at all levels. Statistics Botswana, with the assistance of the United Nations Population Fund (UNFPA), undertook work on producing geographically disaggregated and gender sensitive information.

### 1.2 Importance of the Report

Demographic and socio-demographic information is critical in the development efforts of a country. The tendency has been to produce national averages to represent the situation of all people within the country. Hence, data at district and locality level have not been fully published and used by the localities even when available. This masked the wide disparities in demographic, health and other socio-economic indicators within the country. The outlook of these have, therefore, been overlooked hence conditions of large sections of the communities have remained largely unknown.

## 2.0 Total Population and growth

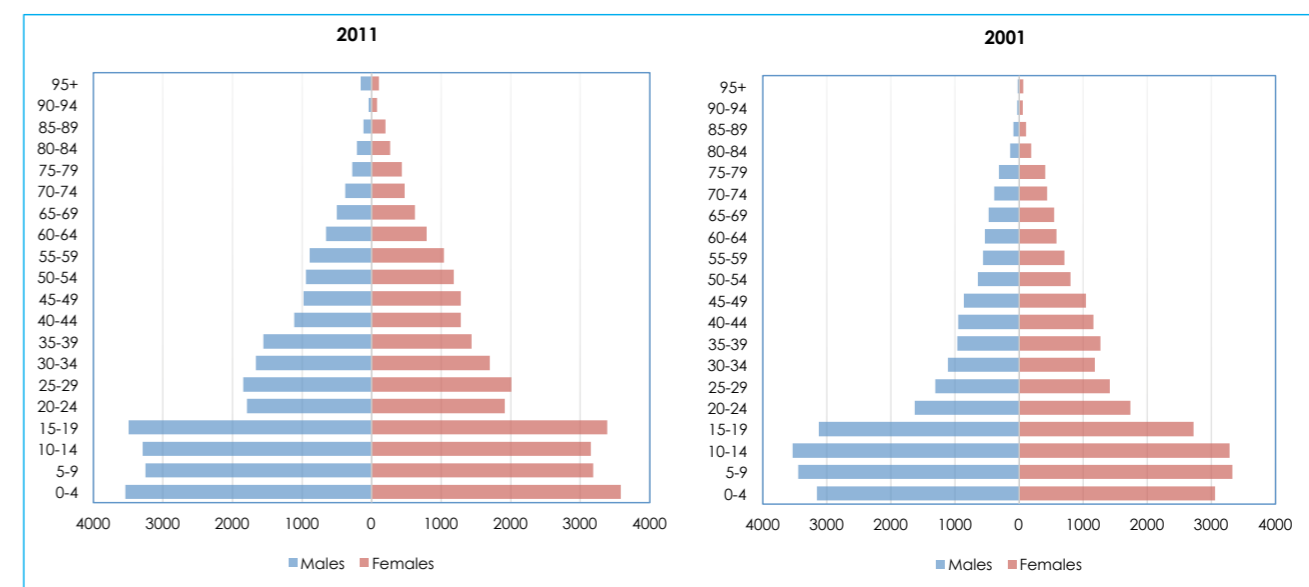
De facto population includes people reported and recorded to have spent the night with the household prior to the enumeration of the households. Most of the indicators derived indirectly from available census data are estimates. They however have some bearing to the general conditions they attempt to measure.

The 2011 Population and Housing Census results show that 54, 831 persons were enumerated in the Barolong District during the 2011 Population and Housing Census, compared with 47, 477 enumerated in the 2001 Population and Housing Census. Botswana conducts the de-facto population census where by persons are enumerated where they were found during enumeration. The population of Barolong District is highly concentrated in two villages - Mmathethe with 12.6 percent followed by Goodhope, which accounts for 11.6 percent of the overall district population as depicted in Table 1. No other village in the district accounts for more than 10 percent of the population, with Pitsane Siding at 6.7 percent while Digawana recorded 6 percent.

## 3.0 Population Composition

The age distribution of the district depicted Barolong as a predominantly 'young' population. The population was more concentrated in the lower age groups than in the upper age groups as shown in Table 3. The 0-4 up to 15-19 age groups specifically had higher proportions than the upper age groups.

Figure 2: Population Age- Sex Composition for Barolong 2001 and 2011



### 3.1 Labour Force

Employment was estimated for persons aged 15 years and above. The overall labour force for the sub district was 31,190 and the employment rate for the district was 40.1 percent. Overall unemployment for the district was estimated at 13.2 percent. The unemployment rate among females was 11.4 percent compared to 15.1 percent for males.

### 3.2 The Youth

The youth are described as those aged between 18 and 35 years. This group made up 25.4 percent of the district population. Good Hope had the highest proportion of youths at 33.2 per cent. Other villages with a significant proportion of youths included, Phihitshwane at 30.2 percent and Metlobo at 29.5 percent.

### 3.3 The Elderly

The elderly population refers to those aged 65 years and above. The group is assumed to be economically inactive. It is also classified as a dependent group. A high proportion of this age group presents a country with a huge dependency burden as this group has special needs, including special care and pensions, among others.

Overall, 6.7 percent of the district's populations were the elderly. The village of Gathwane had the highest proportion of the elderly population at 11 percent. The village was followed by Mokgomane at 9.6 percent and Leporong and Mokatako, both at 9.2 percent. Good Hope had the lowest percent of the elderly population at 2.6 percent.

## 4.0 Access to Drinking Water and Sanitation

As a signatory of the Millennium Declaration, Botswana is committed to achieving the Millennium Development Goals by 2015. Provision of safe portable water remains a priority for the country. To date, more than 90 percent of the country's population has access to portable water. One target of the MDGs is to reduce by half the proportion of people without sustainable access to safe drinking water and basic sanitation.

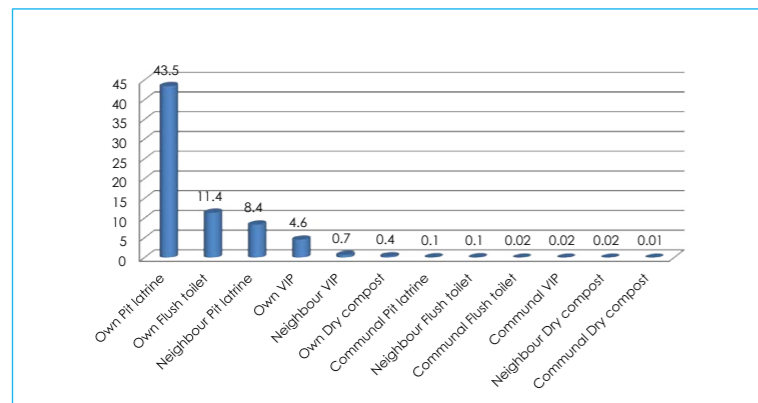


#### 4.1 Access to sanitation

Access to sanitation facilities was measured at household level by assessing whether it has access to toilet facilities. Overall, 85.2 per cent of the district's households had access to toilet facilities. While 43.5 per cent of the district's households had access to their own pit latrines, 11.4 per cent had access to their own flush toilets.

The use of own pit latrine was still prevalent in most villages with Pitsane Potokwe at 78.2 per cent followed by Metlojane with 76.2 per cent. On the other hand, Good Hope had the highest proportion of households, which used own flush toilets at 27 per cent followed by Pitsane Siding with 20.6 per cent.

**Figure 3 : Access to Sanitation by Type in Barolong District 2011**

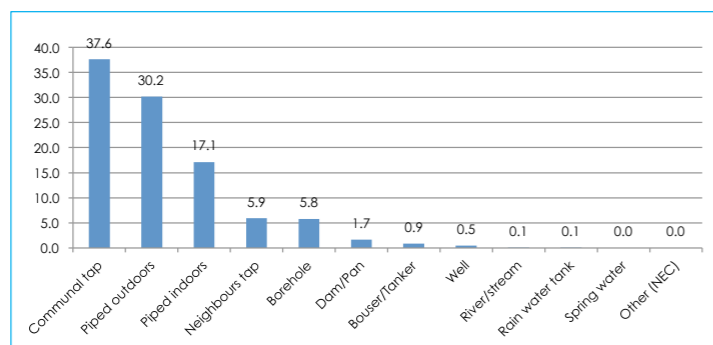


#### 4.2 Access to Portable Water

Providing safe drinking water has been a priority for government since the early years of independence. As a signatory of the Millennium Declaration, Botswana is committed to ensuring that the majority of its population have access to improved water source. Improved water source refers to piped water indoors, outdoors, a neighbour's tap, a communal tap, a bowser or tanker and a borehole.

Overall, 97.4 percent of the district's households had access to water from one of the sources mentioned above. The lowest proportion of those who had access to improved water source was found in Magoriapitse and Mokgomane with 84.9 per-cent and 87.2 percent respectively. The rest of the villages in the district had more than 90 percent of the households with access to improved water sources. Access to portable water by communal tap was highest by 37.6 percent. Access to piped water outdoors followed by 30.2 percent, compared to 17.1 percent households who had access to piped water indoors while access by neighbour's tap was 5.9 percent. The lowest proportion was almost 0 percent for households that accessed water by springs.

**Figure 4: Access to Portable Water in Barolong District 2011**



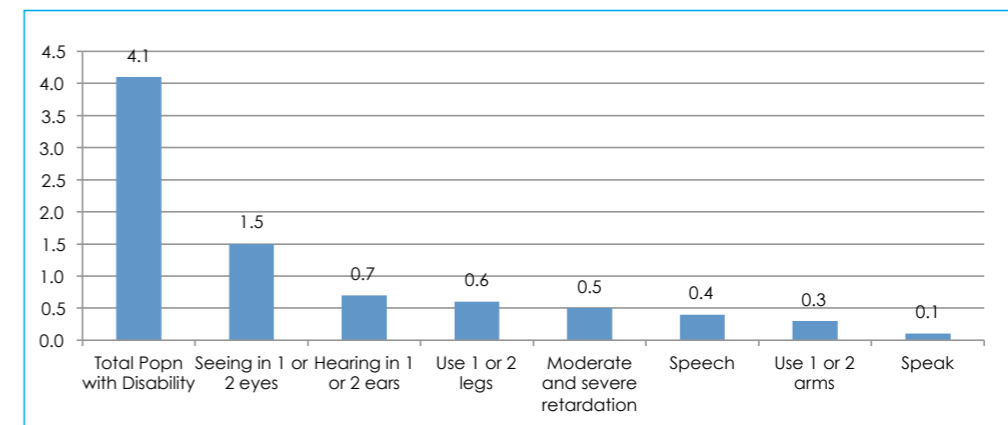
#### 5.0 Disability

Disability may be generally defined as a condition which may restrict a person's mental, sensory, or mobility functions to undertake or perform a task in the same way as a person who does not have a disability.

The population of the district was enumerated on a number of disabilities; ability to see in one or two eyes, ability to hear in one or both ears, speaking, ability to use one or both legs, ability to use one or both arms and retardation. Although disability in the district was low, the common form of disability was defects of seeing in one or both eyes. It affected 1.5 per cent of the district population. This form of disability was more prevalent in Mmakgori where it affected 5.1 per cent of the village population. The second most common form of disability in the district was inability to hear in one or both ears. It affected 0.7 per-cent of the district population.

Disabilities may have far-reaching consequences at household and societal levels. These include increased need for care by the family; social relationships may be disturbed and the family structure

**Figure 5: Type of Disability in Barolong District in Barolong District 2011**



may disintegrate; economic burdens on families may lead to poverty; low socio-economic level and low education lead to less development and lower productivity in society and the demand for care by the society/state may be increased<sup>1</sup>.

#### 6.0 Employment and Unemployment

Unemployment occurs when a person who is actively searching for employment is unable to find work. Unemployment is often used as a measure of the health of the economy. The most frequently cited measure of unemployment is the unemployment rate. This is the number of unemployed persons divided by the number of people in the labor force.

Employment was estimated for persons aged 15 years and above. The overall labour force for the sub district was 31,190 and the employment rate for the district was 40.1 percent. Overall unemployment for the district was estimated at 13.2 percent. The unemployment rate among females was 11.4 percent compared to 15.1 percent for males.

#### 7.0 Literacy

Literacy rate was estimated for population aged 10 years and above who had completed standard four or above. Those were assumed to be literate and used to estimate literacy rate. An overall literacy rate of 72.9 per cent was estimated for the district. The highest literacy rate was estimated in Good Hope at 91.8 per cent followed by Pitsane Siding at 81.7 per cent. Literacy rate was lowest in Sekhutlane at 53.8 per cent.

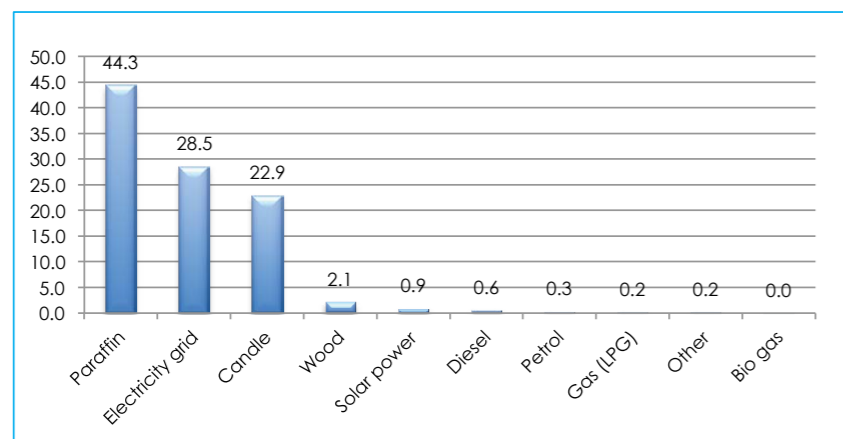
<sup>1</sup> 1996 Botswana National-Policy-on-Care-for-People-with-Disabilities

## 8.0 Source of Fuel for Lighting

Figure 10 shows that paraffin and electricity are the leading sources of energy for lighting the district's households. Paraffin was the leading source as it was used by 44.3 per cent of the households followed by electricity at 28.5 per cent.

The largest proportion of those who used paraffin was found in Lejwana at 77.5 per cent, followed by Magoriapitse at 70.6 per cent. The use of electricity for lighting was highest in Good Hope at 67.2 per cent followed by Digawana at 65.9 per cent.

**Figure 6: Source of Fuel for Lighting in Barolong District in Barolong District 2011**



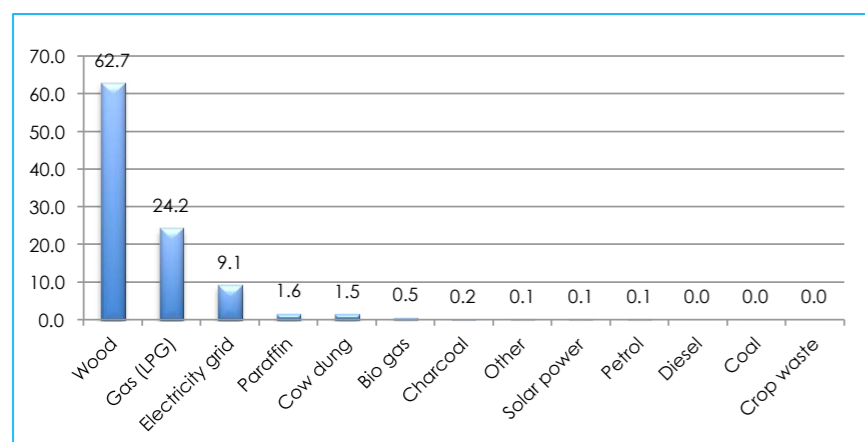
## 9.0 Source of Fuel for Cooking

Cooking accounts for about 90 percent of all household energy consumption in developing countries. Worldwide, 2.5 billion people use biomass fuels for cooking. These include firewood, charcoal, dung and agricultural residues. Biomass fuels are often the only available energy source, especially in rural areas. Firewood is often burnt in open places, emitting smoke which may contaminate the atmosphere.

Figure 7 below shows that in Barolong District, wood is by far, the most used source of energy for household cooking with 62.7 per cent of households. The use of wood was followed by that of gas and electricity at 24.2 per cent and 9.1 per cent respectively.

The largest proportion of those who used wood for cooking was found in Tswaaneng at 95.9 per cent followed by Sekhutlane and Mokgomane at 92.9 per cent and at 88.6 per cent respectively.

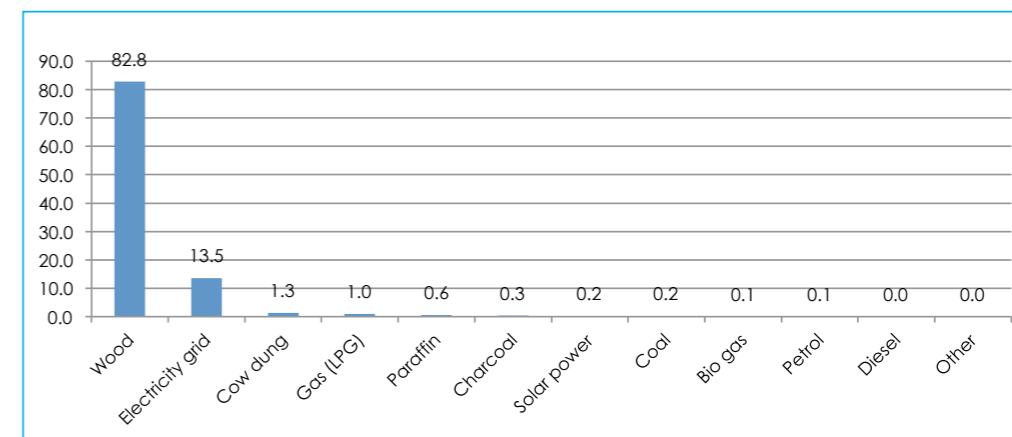
**Figure 7: Source of Fuel for Cooking in Barolong District in Barolong District 2011**



## 10.0 Source of Fuel for Heating

The most common source of fuel used for household heating was wood at 82.8 per cent. For example, villages of Sekhutlane and Mmakgori, which had the highest proportion of households using wood for heating, had 100 per cent of its households using firewood for heating.

**Figure 8: Source of Fuel for Heating in Barolong District in Barolong District 2011**



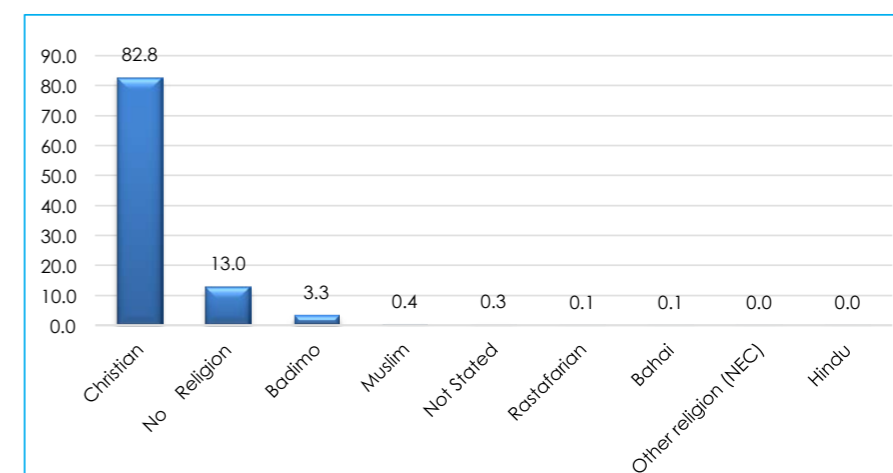
The use of firewood was followed by those who used electricity at 13.5 per cent. Good Hope had the highest proportion of households using electricity for heating at 45.3 per cent followed by Ramatlabama and Digawana at 34.6 per cent and 24.8 per cent respectively.

The implications for excessive use of firewood for heating are the same as those mentioned above in the case of cooking. These include elevated risks of deforestation, land degradation and desertification, and contamination of the environment.

## 11.0 Religion

A religion is defined as an organized collection of beliefs, cultural systems, and world views that relate humanity to an order of existence. Other scholars define religion as a collection of cultural systems, belief systems, and worldviews that establishes symbols that relate humanity to spirituality and, sometimes, to moral value.

**Figure 9: Type of Religion in Barolong District 2011**



The highest proportion (82.8 per cent) of the population in Barolong District indicated that they were Christians, while 13 per cent reported that they had no religion. Badimo accounted for 3.3 per cent of religious affiliation in the district. Other religions such as Muslim, Bahai, Hindu and Rastafarianism recorded less than 1 per cent each as displayed in Table 10.

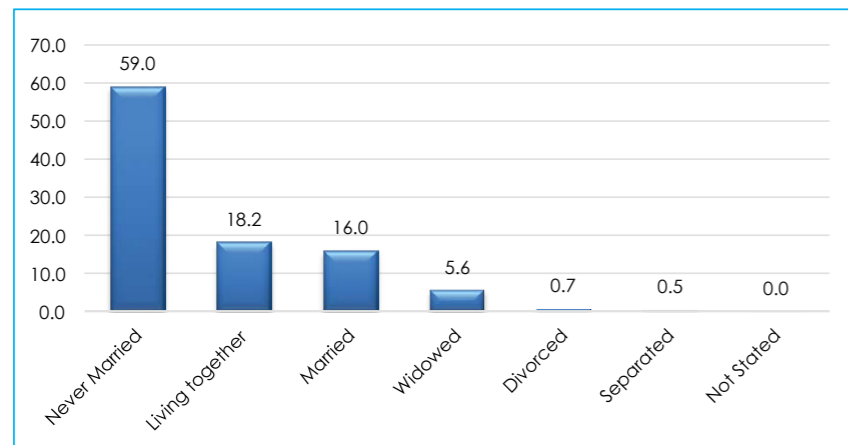


## 12.0 Marital Status

Under the Marriage Act which was amended in 2001, the legal age of marriage is 18 for both sexes, conditional on parental consent. Without parental consent, the legal age is 21. This age limit, however, does not apply to marriages contracted under customary or religious law. However, in the 2011 Population and Housing Census, it was realized that some cultures contentiously allowed marriage at the ages of 12 years, despite the provision of the statutory instrument.

Figure 10 shows that only 16 per cent of the population of Barolong District of age 12 and above reported to be married, whereas a significant number (59 per cent) of the population were never married. A fairly lower population (18.2 per cent) reported to be living together while the separated and divorced population was below 1 per cent. The widowed made 5.6 per cent of the population.

**Figure 10: Marital Status for Barolong District 2011**

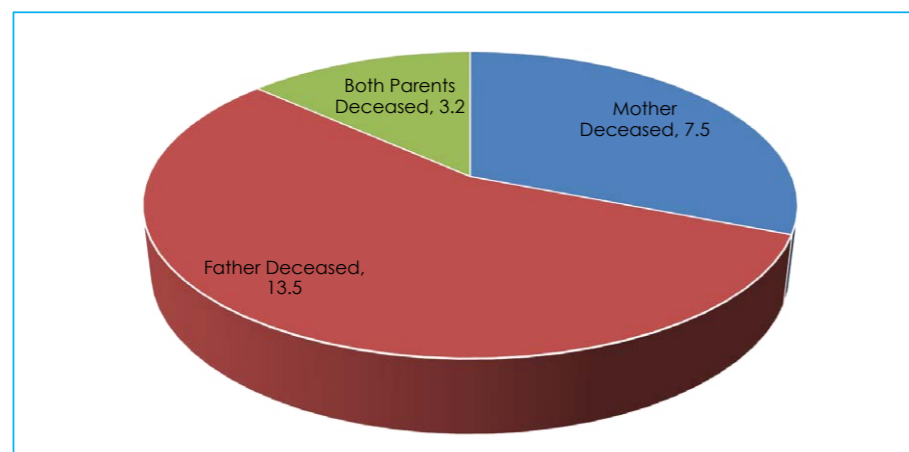


## 13.0 Orphan-hood

The United Nations Children's Fund (UNICEF) and global partners define an orphan as a child who has lost one or both parents. Evidence clearly shows that the vast majority of orphans are living with a surviving parent, grandparent, or other family member. A further 95 per-cent of all orphans are over the age of five.

This definition contrasts with concepts of orphan-hood in many industrialised countries, where a child must have lost both parents to qualify as an orphan. UNICEF and numerous international organisations adopted the broader definition of orphan-hood in the mid-1990s as the AIDS pandemic began leading to the death of millions of parents worldwide, leaving an ever increasing number of children growing up

**Figure 11: Proportion of Orphans by Type for Barolong District 2011**



without one or more parents. So the terminology of a 'single orphan' – the loss of one parent – and a 'double orphan' – the loss of both parents – was born to convey this growing crisis<sup>2</sup>.

Botswana defines an orphan as a child aged below 18 who has lost one or both parents<sup>3</sup>. Figure 11 shows that of children aged below age 17, 13.5 per cent had lost their fathers, while 3.2 per cent had lost both parents and 7.5 per cent lost their mothers.

## 14.0 Household Size

The data displayed on Table 7 shows that the average household size in Barolong was 4 persons. The highest household size (5.2 persons) was recorded in Dinatshana, followed by Phihitshwane with 5.1 persons. The lowest household size (3.2 persons) was recorded in Metlobo and Ramatlabama.

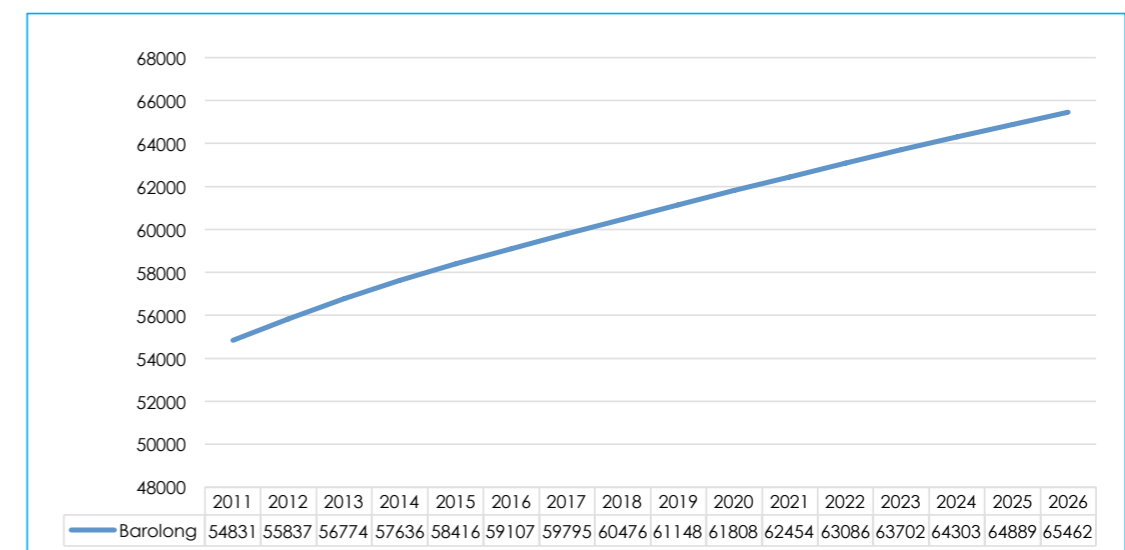
## 15.0 Annual Growth Rate

Barolong District's annual population growth rate between 2001 and 2011 was 1.5 percent annually. Good Hope marked the highest growth rate of 7.9 percent followed by Lorwana with 5 per cent. Sekhutlane recorded 2.6 percent while a growth rate of below zero percent was experienced in Tlhareselele and Mokatako at -0.8 percent.

## 16.0 Projected Population 2011 – 2026

The population of the district was estimated to have grown by 1.5 percent between 2001 and 2011. It is estimated that by 2026, the population of the district will reach 65,462, which will be an addition of 10,631 inhabitants or a 19.4 per cent increase from the 2011 figure of 54,831.

**Figure 12: Projected Population for Barolong District 2011-2026**



<sup>2</sup> [http://www.unicef.org/media/media\\_45279.html](http://www.unicef.org/media/media_45279.html)

<sup>3</sup> <http://www.socwork.net/sws/article/view/277/593>

# Annexes

**Table 2: Population Size, growth and sex Distribution by Village for Barolong 2001 and 2011**

| Village         | 2001 Population |              |              | 2011 Population |              |              | Annual     |             |
|-----------------|-----------------|--------------|--------------|-----------------|--------------|--------------|------------|-------------|
|                 | Male            | Female       | Total        | Male            | Female       | Total        | Change     | %Change     |
| Pitsane Siding  | 1414            | 1545         | 2959         | 1699            | 1955         | 3654         | 2.1        | 23.4        |
| Tlhareseleele   | 362             | 405          | 767          | 341             | 370          | 711          | -0.8       | -7.3        |
| Pitsana-Potokwe | 397             | 463          | 860          | 369             | 447          | 816          | -0.5       | -5.1        |
| Rakhuna         | 625             | 621          | 1246         | 696             | 732          | 1428         | 1.4        | 14.6        |
| Dinatshana      | 231             | 249          | 480          | 300             | 303          | 603          | 2.3        | 25.6        |
| Ramatlabama     | 716             | 705          | 1421         | 700             | 769          | 1469         | 0.3        | 3.4         |
| GoodHope        | 1421            | 1551         | 2972         | 2902            | 3474         | 6376         | 7.9        | 114.5       |
| Mokatako        | 746             | 681          | 1427         | 695             | 624          | 1319         | -0.8       | -7.5        |
| Tswanyaneng     | 265             | 253          | 518          | 378             | 324          | 702          | 3.1        | 35.5        |
| Metlojane       | 459             | 460          | 919          | 388             | 388          | 776          | -1.7       | -15.5       |
| Hebron          | 379             | 397          | 776          | 444             | 506          | 950          | 2.0        | 22.4        |
| Papatlo         | 190             | 200          | 390          | 226             | 285          | 511          | 2.7        | 31.0        |
| Phihitshwane    | 260             | 300          | 560          | 321             | 361          | 682          | 2.0        | 21.7        |
| Ditlharapa      | 351             | 331          | 682          | 327             | 326          | 653          | -0.4       | -4.2        |
| Kgoro           | 365             | 417          | 782          | 339             | 372          | 711          | -0.9       | -9.0        |
| Gathwane        | 613             | 679          | 1292         | 501             | 546          | 1047         | -2.1       | -18.9       |
| Digawana        | 1249            | 1426         | 2675         | 1575            | 1722         | 3297         | 2.1        | 23.2        |
| Magoriapitse    | 540             | 570          | 1110         | 498             | 520          | 1018         | -0.9       | -8.2        |
| Lejwana         | 264             | 293          | 557          | 272             | 349          | 621          | 1.1        | 11.4        |
| Mogojogojo      | 956             | 954          | 1910         | 983             | 975          | 1958         | 0.2        | 2.5         |
| Mmathethe       | 3351            | 3341         | 6692         | 3429            | 3499         | 6928         | 0.3        | 3.5         |
| Mokgomane       | 689             | 620          | 1309         | 605             | 548          | 1153         | -1.3       | -11.9       |
| PitshaneMolopo  | 817             | 843          | 1660         | 1001            | 1027         | 2028         | 2.0        | 22.1        |
| Sedibeng        | 312             | 324          | 636          | 348             | 381          | 729          | 1.4        | 14.6        |
| Tswaaneng       | 372             | 368          | 740          | 454             | 412          | 866          | 1.6        | 17.0        |
| Leporung        | 316             | 387          | 703          | 315             | 347          | 662          | -0.6       | -5.8        |
| Mmakgori        | 392             | 416          | 808          | 368             | 412          | 780          | -0.4       | -3.4        |
| Mabule          | 769             | 859          | 1628         | 1065            | 1220         | 2285         | 3.4        | 40.3        |
| Tshidilamolomo  | 351             | 351          | 702          | 384             | 378          | 762          | 0.8        | 8.5         |
| Metlobo         | 649             | 595          | 1244         | 576             | 527          | 1103         | -1.2       | -11.3       |
| Lorwana         | 349             | 376          | 725          | 545             | 632          | 1177         | 5.0        | 62.3        |
| Sekhutlane      | 423             | 373          | 796          | 507             | 524          | 1031         | 2.6        | 29.5        |
| Other           | 2804            | 2727         | 5531         | 3129            | 2896         | 6025         | 0.9        | 8.9         |
| <b>Total</b>    | <b>23397</b>    | <b>24080</b> | <b>47477</b> | <b>26680</b>    | <b>28151</b> | <b>54831</b> | <b>1.5</b> | <b>15.4</b> |

**Table 3 : Population of Selected Villages by Age and Sex**

| Age          | 2011         |              |              | Percentage   |
|--------------|--------------|--------------|--------------|--------------|
|              | Male         | Female       | Total        |              |
| 0-4          | 3539         | 3580         | 7119         | 13.0         |
| 5-9          | 3249         | 3188         | 6437         | 11.7         |
| 10-14        | 3291         | 3154         | 6445         | 11.8         |
| 15-19        | 3493         | 3385         | 6878         | 12.5         |
| 20-24        | 1792         | 1918         | 3710         | 6.8          |
| 25-29        | 1843         | 2008         | 3851         | 7.0          |
| 30-34        | 1661         | 1698         | 3359         | 6.1          |
| 35-39        | 1558         | 1437         | 2995         | 5.5          |
| 40-44        | 1113         | 1286         | 2399         | 4.4          |
| 45-49        | 974          | 1285         | 2259         | 4.1          |
| 50-54        | 945          | 1182         | 2127         | 3.9          |
| 55-59        | 888          | 1039         | 1927         | 3.5          |
| 60-64        | 655          | 793          | 1448         | 2.6          |
| 65-69        | 500          | 627          | 1127         | 2.1          |
| 70-74        | 376          | 476          | 852          | 1.6          |
| 75-79        | 278          | 438          | 716          | 1.3          |
| 80-84        | 211          | 268          | 479          | 0.9          |
| 85-89        | 116          | 199          | 315          | 0.6          |
| 90-94        | 40           | 81           | 121          | 0.2          |
| 95+          | 158          | 109          | 267          | 0.5          |
| <b>Total</b> | <b>26680</b> | <b>28151</b> | <b>54831</b> | <b>100.0</b> |

**Table 4a: Population by Target Population and village in Barolong District 2011**

| Village         | Total Population | Infants 0-1 | Under Five 0-4 | School going 7-13 | Labour Force 15-64 | Dependents 0-14 | Youth 18-35  | Elderly 65+ | Women of Reproductive Age |
|-----------------|------------------|-------------|----------------|-------------------|--------------------|-----------------|--------------|-------------|---------------------------|
| Pitsane Siding  | 3654             | 220         | 0 - 4          | 626               | 2045               | 1422            | 985          | 174         | 934                       |
| Tlhareseleele   | 711              | 39          | 104            | 128               | 376                | 275             | 165          | 57          | 159                       |
| Pitsana-Potokwe | 816              | 65          | 136            | 119               | 437                | 314             | 205          | 63          | 205                       |
| Rakhuna         | 1428             | 92          | 198            | 279               | 736                | 590             | 337          | 101         | 309                       |
| Dinatshana      | 603              | 33          | 77             | 113               | 328                | 238             | 160          | 37          | 140                       |
| Ramatlabama     | 1469             | 78          | 189            | 249               | 872                | 536             | 393          | 60          | 368                       |
| Good Hope       | 6376             | 239         | 567            | 713               | 4586               | 1616            | 2118         | 164         | 2371                      |
| Mokatako        | 1319             | 82          | 183            | 240               | 672                | 521             | 303          | 122         | 232                       |
| Tswanyaneng     | 702              | 43          | 97             | 104               | 386                | 252             | 199          | 56          | 140                       |
| Metlojane       | 776              | 42          | 97             | 129               | 427                | 293             | 199          | 47          | 169                       |
| Hebron          | 950              | 48          | 129            | 147               | 522                | 353             | 225          | 74          | 221                       |
| Papatlo         | 511              | 23          | 68             | 106               | 275                | 200             | 117          | 35          | 126                       |
| Phihitshwane    | 682              | 34          | 95             | 99                | 396                | 249             | 206          | 37          | 166                       |
| Ditlharapa      | 653              | 34          | 85             | 114               | 356                | 247             | 134          | 50          | 129                       |
| Kgoro           | 711              | 29          | 87             | 130               | 385                | 264             | 154          | 62          | 159                       |
| Gathwane        | 1047             | 67          | 151            | 164               | 540                | 378             | 232          | 115         | 196                       |
| Digawana        | 3297             | 155         | 373            | 520               | 1897               | 1182            | 713          | 216         | 825                       |
| Magoriapitse    | 1018             | 62          | 154            | 180               | 527                | 397             | 246          | 82          | 193                       |
| Lejwana         | 621              | 50          | 118            | 131               | 282                | 292             | 144          | 47          | 125                       |
| Mogojogojo      | 1958             | 125         | 264            | 337               | 1047               | 740             | 482          | 137         | 413                       |
| Mmathethe       | 6928             | 398         | 949            | 1064              | 3795               | 2582            | 1635         | 505         | 1517                      |
| Mokgomane       | 1153             | 74          | 157            | 224               | 573                | 469             | 260          | 111         | 208                       |
| Pitshane Molopo | 2028             | 83          | 209            | 305               | 1172               | 666             | 443          | 182         | 466                       |
| Sedibeng        | 729              | 49          | 111            | 161               | 354                | 319             | 180          | 55          | 147                       |
| Tswaaneng       | 866              | 69          | 138            | 141               | 466                | 338             | 232          | 62          | 166                       |
| Leporung        | 662              | 30          | 80             | 140               | 346                | 255             | 166          | 61          | 133                       |
| Mmakgori        | 780              | 49          | 144            | 155               | 375                | 354             | 190          | 51          | 143                       |
| Mabule          | 2285             | 107         | 271            | 373               | 1278               | 884             | 462          | 123         | 585                       |
| Tshidilamolomo  | 762              | 35          | 84             | 138               | 429                | 263             | 194          | 70          | 150                       |
| Metlobo         | 1103             | 53          | 149            | 175               | 604                | 406             | 325          | 92          | 208                       |
| Lorwana         | 1177             | 61          | 148            | 214               | 628                | 450             | 283          | 95          | 267                       |
| Sekhuttlane     | 1031             | 65          | 166            | 233               | 506                | 471             | 271          | 54          | 208                       |
| Other           | 6025             | 326         | 840            | 940               | 3335               | 2185            | 1581         | 483         | 1239                      |
| <b>Total</b>    | <b>54831</b>     | <b>2959</b> | <b>7119</b>    | <b>8891</b>       | <b>30953</b>       | <b>20001</b>    | <b>13939</b> | <b>3680</b> | <b>13017</b>              |

**Table 4b: Population by Target Population and village in Barolong District 2011 (%)**

| Village         | Total Population | Infants 0-1 | Under Five 0-4 | School going 7-13 | Labour Force 15-64 | Dependents 0-14 | Youth 18-35 | Elderly 65+ | Women of Reproductive Age |
|-----------------|------------------|-------------|----------------|-------------------|--------------------|-----------------|-------------|-------------|---------------------------|
| Pitsane Siding  | 3654             | 6.0         | 13.7           | 17.1              | 56.0               | 38.9            | 27.0        | 4.8         | 25.6                      |
| Tlhareseleele   | 711              | 5.5         | 14.6           | 18.0              | 52.9               | 38.7            | 23.2        | 8.0         | 22.4                      |
| Pitsana-Potokwe | 816              | 8.0         | 16.7           | 14.6              | 53.6               | 38.5            | 25.1        | 7.7         | 25.1                      |
| Rakhuna         | 1428             | 6.4         | 13.9           | 19.5              | 51.5               | 41.3            | 23.6        | 7.1         | 21.6                      |
| Dinatshana      | 603              | 5.5         | 12.8           | 18.7              | 54.4               | 39.5            | 26.5        | 6.1         | 23.2                      |
| Ramatlabama     | 1469             | 5.3         | 12.9           | 17.0              | 59.4               | 36.5            | 26.8        | 4.1         | 25.1                      |
| Good Hope       | 6376             | 3.7         | 8.9            | 11.2              | 71.9               | 25.3            | 33.2        | 2.6         | 37.2                      |
| Mokatako        | 1319             | 6.2         | 13.9           | 18.2              | 50.9               | 39.5            | 23.0        | 9.2         | 17.6                      |
| Tswanyaneng     | 702              | 6.1         | 13.8           | 14.8              | 55.0               | 35.9            | 28.3        | 8.0         | 19.9                      |
| Metlojane       | 776              | 5.4         | 12.5           | 16.6              | 55.0               | 37.8            | 25.6        | 6.1         | 21.8                      |
| Hebron          | 950              | 5.1         | 13.6           | 15.5              | 54.9               | 37.2            | 23.7        | 7.8         | 23.3                      |
| Papatlo         | 511              | 4.5         | 13.3           | 20.7              | 53.8               | 39.1            | 22.9        | 6.8         | 24.7                      |
| Phihitshwane    | 682              | 5.0         | 13.9           | 14.5              | 58.1               | 36.5            | 30.2        | 5.4         | 24.3                      |
| Ditlharapa      | 653              | 5.2         | 13.0           | 17.5              | 54.5               | 37.8            | 20.5        | 7.7         | 19.8                      |
| Kgoro           | 711              | 4.1         | 12.2           | 18.3              | 54.1               | 37.1            | 21.7        | 8.7         | 22.4                      |
| Gathwane        | 1047             | 6.4         | 14.4           | 15.7              | 51.6               | 36.1            | 22.2        | 11.0        | 18.7                      |
| Digawana        | 3297             | 4.7         | 11.3           | 15.8              | 57.5               | 35.9            | 21.6        | 6.6         | 25.0                      |
| Magoriapitse    | 1018             | 6.1         | 15.1           | 17.7              | 51.8               | 39.0            | 24.2        | 8.1         | 19.0                      |
| Lejwana         | 621              | 8.1         | 19.0           | 21.1              | 45.4               | 47.0            | 23.2        | 7.6         | 20.1                      |
| Mogojogojo      | 1958             | 6.4         | 13.5           | 17.2              | 53.5               | 37.8            | 24.6        | 7.0         | 21.1                      |
| Mmathethe       | 6928             | 5.7         | 13.7           | 15.4              | 54.8               | 37.3            | 23.6        | 7.3         | 21.9                      |
| Mokgomane       | 1153             | 6.4         | 13.6           | 19.4              | 49.7               | 40.7            | 22.5        | 9.6         | 18.0                      |
| Pitshane Molopo | 2028             | 4.1         | 10.3           | 15.0              | 57.8               | 32.8            | 21.8        | 9.0         | 23.0                      |
| Sedibeng        | 729              | 6.7         | 15.2           | 22.1              | 48.6               | 43.8            | 24.7        | 7.5         | 20.2                      |
| Tswaaneng       | 866              | 8.0         | 15.9           | 16.3              | 53.8               | 39.0            | 26.8        | 7.2         | 19.2                      |
| Leporung        | 662              | 4.5         | 12.1           | 21.1              | 52.3               | 38.5            | 25.1        | 9.2         | 20.1                      |
| Mmakgori        | 780              | 6.3         | 18.5           | 19.9              | 48.1               | 45.4            | 24.4        | 6.5         | 18.3                      |
| Mabule          | 2285             | 4.7         | 11.9           | 16.3              | 55.9               | 38.7            | 20.2        | 5.4         | 25.6                      |
| Tshidilamolomo  | 762              | 4.6         | 11.0           | 18.1              | 56.3               | 34.5            | 25.5        | 9.2         | 19.7                      |
| Metlobo         | 1103             | 4.8         | 13.5           | 15.9              | 54.8               | 36.8            | 29.5        | 8.3         | 18.9                      |
| Lorwana         | 1177             | 5.2         | 12.6           | 18.2              | 53.4               | 38.2            | 24.0        | 8.1         | 22.7                      |
| Sekhuttlane     | 1031             | 6.3         | 16.1           | 22.6              | 49.1               | 45.7            | 26.3        | 5.2         | 20.2                      |
| Other           | 6025             | 5.4         | 13.9           | 15.6              | 55.4               | 36.3            | 26.2        | 8.0         | 20.6                      |
| <b>Total</b>    | <b>54831</b>     | <b>5.4</b>  | <b>13.0</b>    | <b>16.2</b>       | <b>56.5</b>        | <b>36.5</b>     | <b>25.4</b> | <b>6.7</b>  | <b>23.7</b>               |

**Table 5: Proportion of Orphans by Village in Barolong District 2011**

| Village         | Mother Deceased | Mother Deceased (%) | Father Deceased | Father Deceased (%) | Both Parents Deceased | Both Parents Deceased (%) | Total Population under 18 |
|-----------------|-----------------|---------------------|-----------------|---------------------|-----------------------|---------------------------|---------------------------|
| Pitsane Siding  | 106             | 6.3                 | 222             | 13.3                | 39                    | 2.3                       | 1670                      |
| Tlhareseleele   | 27              | 8.3                 | 57              | 17.6                | 11                    | 3.4                       | 324                       |
| Pitsana-Potokwe | 15              | 4.1                 | 61              | 16.6                | 5                     | 1.4                       | 367                       |
| Rakhuna         | 59              | 8.8                 | 96              | 14.3                | 21                    | 3.1                       | 669                       |
| Dinatshana      | 21              | 7.4                 | 71              | 25.2                | 18                    | 6.4                       | 282                       |
| Ramatlabama     | 40              | 6.4                 | 79              | 12.7                | 18                    | 2.9                       | 622                       |
| Good Hope       | 260             | 8.8                 | 522             | 17.7                | 135                   | 4.6                       | 2954                      |
| Mokatako        | 26              | 4.6                 | 73              | 13.0                | 12                    | 2.1                       | 561                       |
| Tswanyaneng     | 23              | 8.3                 | 24              | 8.6                 | 5                     | 1.8                       | 278                       |
| Metlojane       | 21              | 6.5                 | 32              | 9.9                 | 8                     | 2.5                       | 324                       |
| Hebron          | 39              | 9.2                 | 58              | 13.6                | 12                    | 2.8                       | 425                       |
| Papatlo         | 16              | 7.1                 | 35              | 15.5                | 8                     | 3.5                       | 226                       |
| Phihitshwane    | 30              | 10.2                | 29              | 9.9                 | 15                    | 5.1                       | 293                       |
| Ditlharapa      | 15              | 5.2                 | 37              | 12.9                | 5                     | 1.7                       | 286                       |
| Kgoro           | 27              | 8.7                 | 58              | 18.8                | 11                    | 3.6                       | 309                       |
| Gathwane        | 13              | 3.2                 | 36              | 9.0                 | 3                     | 0.7                       | 402                       |
| Digawana        | 134             | 8.2                 | 206             | 12.6                | 47                    | 2.9                       | 1637                      |
| Magoriapitse    | 36              | 8.6                 | 63              | 15.0                | 15                    | 3.6                       | 419                       |
| Lejwana         | 19              | 6.2                 | 40              | 13.1                | 6                     | 2.0                       | 305                       |
| Mogojogojo      | 54              | 6.4                 | 81              | 9.7                 | 16                    | 1.9                       | 839                       |
| Mmathethe       | 243             | 7.8                 | 433             | 13.8                | 103                   | 3.3                       | 3129                      |
| Mokgomane       | 27              | 5.5                 | 58              | 11.7                | 11                    | 2.2                       | 495                       |
| Pitshane Molopo | 123             | 13.2                | 155             | 16.6                | 63                    | 6.8                       | 931                       |
| Sedibeng        | 18              | 5.3                 | 34              | 10.1                | 6                     | 1.8                       | 338                       |
| Tswaaneng       | 29              | 7.8                 | 22              | 5.9                 | 9                     | 2.4                       | 370                       |
| Leporung        | 16              | 5.9                 | 38              | 14.0                | 8                     | 3.0                       | 271                       |
| Mmakgori        | 36              | 9.9                 | 63              | 17.3                | 13                    | 3.6                       | 365                       |
| Mabule          | 122             | 9.5                 | 185             | 14.4                | 39                    | 3.0                       | 1286                      |
| Tshidilamolomo  | 22              | 7.8                 | 37              | 13.2                | 9                     | 3.2                       | 281                       |
| Metlobo         | 30              | 6.8                 | 44              | 10.0                | 12                    | 2.7                       | 439                       |
| Lorwana         | 29              | 5.5                 | 47              | 9.0                 | 10                    | 1.9                       | 525                       |
| Sekhutlane      | 27              | 5.4                 | 42              | 8.4                 | 20                    | 4.0                       | 498                       |
| Other           | 166             | 6.1                 | 321             | 11.9                | 93                    | 3.4                       | 2706                      |
| <b>Total</b>    | <b>1869</b>     | <b>7.5</b>          | <b>3359</b>     | <b>13.5</b>         | <b>806</b>            | <b>3.2</b>                | <b>24826</b>              |

**Table 6A: Disability by Type and Village in Barolong District 2011**

| Village         | Total Population | Defects of            |                        |            | Inability       |           | Moderate and severe retardation | Population with Disability |
|-----------------|------------------|-----------------------|------------------------|------------|-----------------|-----------|---------------------------------|----------------------------|
|                 |                  | Seeing in 1 or 2 eyes | Hearing in 1 or 2 ears | speech     | use 1 or 2 arms | speak     |                                 |                            |
| Pitsane Siding  | 3654             | 43                    | 32                     | 18         | 13              | 6         | 14                              | 145                        |
| Tlhareseleele   | 711              | 4                     | 5                      | 1          | 1               | 0         | 7                               | 21                         |
| Pitsana-Potokwe | 816              | 9                     | 9                      | 3          | 1               | 2         | 3                               | 30                         |
| Rakhuna         | 1428             | 10                    | 5                      | 4          | 2               | 1         | 9                               | 40                         |
| Dinatshana      | 603              | 11                    | 3                      | 5          | 1               | 0         | 1                               | 23                         |
| Ramatlabama     | 1469             | 7                     | 1                      | 6          | 3               | 2         | 10                              | 32                         |
| Good Hope       | 6376             | 36                    | 22                     | 12         | 4               | 1         | 12                              | 100                        |
| Mokatako        | 1319             | 7                     | 3                      | 1          | 1               | 1         | 11                              | 33                         |
| Tswanyaneng     | 702              | 6                     | 4                      | 4          | 0               | 2         | 2                               | 21                         |
| Metlojane       | 776              | 13                    | 5                      | 5          | 3               | 0         | 2                               | 31                         |
| Hebron          | 950              | 25                    | 6                      | 5          | 2               | 1         | 4                               | 47                         |
| Papatlo         | 511              | 1                     | 1                      | 2          | 0               | 0         | 1                               | 8                          |
| Phihitshwane    | 682              | 0                     | 4                      | 1          | 1               | 0         | 2                               | 11                         |
| Ditlharapa      | 653              | 13                    | 9                      | 5          | 1               | 2         | 3                               | 35                         |
| Kgoro           | 711              | 15                    | 4                      | 4          | 4               | 1         | 2                               | 39                         |
| Gathwane        | 1047             | 20                    | 11                     | 2          | 0               | 2         | 5                               | 43                         |
| Digawana        | 3297             | 43                    | 21                     | 13         | 5               | 1         | 21                              | 130                        |
| Magoriapitse    | 1018             | 20                    | 5                      | 11         | 3               | 1         | 3                               | 54                         |
| Lejwana         | 621              | 19                    | 4                      | 3          | 1               | 2         | 2                               | 41                         |
| Mogojogojo      | 1958             | 65                    | 43                     | 14         | 11              | 2         | 18                              | 170                        |
| Mmathethe       | 6928             | 81                    | 37                     | 32         | 24              | 12        | 28                              | 257                        |
| Mokgomane       | 1153             | 25                    | 10                     | 10         | 2               | 4         | 10                              | 62                         |
| Pitshane Molopo | 2028             | 25                    | 16                     | 12         | 5               | 4         | 22                              | 100                        |
| Sedibeng        | 729              | 5                     | 0                      | 1          | 7               | 0         | 5                               | 23                         |
| Tswaaneng       | 866              | 38                    | 14                     | 5          | 2               | 0         | 7                               | 72                         |
| Leporung        | 662              | 18                    | 8                      | 6          | 4               | 1         | 4                               | 49                         |
| Mmakgori        | 780              | 40                    | 17                     | 16         | 6               | 3         | 7                               | 97                         |
| Mabule          | 2285             | 18                    | 8                      | 6          | 7               | 6         | 10                              | 65                         |
| Tshidilamolomo  | 762              | 18                    | 20                     | 5          | 5               | 1         | 4                               | 59                         |
| Metlobo         | 1103             | 44                    | 15                     | 12         | 5               | 2         | 5                               | 97                         |
| Lorwana         | 1177             | 2                     | 3                      | 1          | 1               | 1         | 6                               | 16                         |
| Sekhutlane      | 1031             | 30                    | 13                     | 11         | 7               | 3         | 10                              | 85                         |
| Other           | 6025             | 96                    | 38                     | 10         | 13              | 1         | 21                              | 211                        |
| <b>Total</b>    | <b>54831</b>     | <b>807</b>            | <b>396</b>             | <b>246</b> | <b>145</b>      | <b>65</b> | <b>271</b>                      | <b>2247</b>                |

**Table 6B: Disability by Type and Village in Barolong District 2011 (%)**

| Village         | Defects of       |                       |                        |            | Inability       |                 |            | Moderate and severe retardation | Population with Disability |
|-----------------|------------------|-----------------------|------------------------|------------|-----------------|-----------------|------------|---------------------------------|----------------------------|
|                 | Total Population | Seeing in 1 or 2 eyes | Hearing in 1 or 2 ears | speech     | use 1 or 2 arms | use 1 or 2 arms | speak      |                                 |                            |
| Pitsane Siding  | 3654             | 1.2                   | 0.9                    | 0.5        | 0.5             | 0.4             | 0.2        | 0.4                             | 4.0                        |
| Tihareselele    | 711              | 0.6                   | 0.7                    | 0.1        | 0.4             | 0.1             | 0.0        | 1.0                             | 3.0                        |
| Pitsana-Potokwe | 816              | 1.1                   | 1.1                    | 0.4        | 0.4             | 0.1             | 0.2        | 0.4                             | 3.7                        |
| Rakhuna         | 1428             | 0.7                   | 0.4                    | 0.3        | 0.6             | 0.1             | 0.1        | 0.6                             | 2.8                        |
| Dinatshana      | 603              | 1.8                   | 0.5                    | 0.8        | 0.3             | 0.2             | 0.0        | 0.2                             | 3.8                        |
| Ramatlabama     | 1469             | 0.5                   | 0.1                    | 0.4        | 0.2             | 0.2             | 0.1        | 0.7                             | 2.2                        |
| Good Hope       | 6376             | 0.6                   | 0.3                    | 0.2        | 0.2             | 0.1             | 0.0        | 0.2                             | 1.6                        |
| Mokatako        | 1319             | 0.5                   | 0.2                    | 0.1        | 0.7             | 0.1             | 0.1        | 0.8                             | 2.5                        |
| Tswanyaneng     | 702              | 0.9                   | 0.6                    | 0.6        | 0.4             | 0.0             | 0.3        | 0.3                             | 3.0                        |
| Metlojane       | 776              | 1.7                   | 0.6                    | 0.6        | 0.4             | 0.4             | 0.0        | 0.3                             | 4.0                        |
| Hebron          | 950              | 2.6                   | 0.6                    | 0.5        | 0.4             | 0.2             | 0.1        | 0.4                             | 4.9                        |
| Papatlo         | 511              | 0.2                   | 0.2                    | 0.4        | 0.6             | 0.0             | 0.0        | 0.2                             | 1.6                        |
| Phihitshwane    | 682              | 0.0                   | 0.6                    | 0.1        | 0.4             | 0.1             | 0.0        | 0.3                             | 1.6                        |
| Ditlharapa      | 653              | 2.0                   | 1.4                    | 0.8        | 0.3             | 0.2             | 0.3        | 0.5                             | 5.4                        |
| Kgoro           | 711              | 2.1                   | 0.6                    | 0.6        | 1.3             | 0.6             | 0.1        | 0.3                             | 5.5                        |
| Gathwane        | 1047             | 1.9                   | 1.1                    | 0.2        | 0.3             | 0.0             | 0.2        | 0.5                             | 4.1                        |
| Digawana        | 3297             | 1.3                   | 0.6                    | 0.4        | 0.8             | 0.2             | 0.0        | 0.6                             | 3.9                        |
| Magoriapitse    | 1018             | 2.0                   | 0.5                    | 1.1        | 1.1             | 0.3             | 0.1        | 0.3                             | 5.3                        |
| Lejwana         | 621              | 3.1                   | 0.6                    | 0.5        | 1.6             | 0.2             | 0.3        | 0.3                             | 6.6                        |
| Mogojagojo      | 1958             | 3.3                   | 2.2                    | 0.7        | 0.9             | 0.6             | 0.1        | 0.9                             | 8.7                        |
| Mmathethe       | 6928             | 1.2                   | 0.5                    | 0.5        | 0.6             | 0.3             | 0.2        | 0.4                             | 3.7                        |
| Mokgomane       | 1153             | 2.2                   | 0.9                    | 0.9        | 0.1             | 0.2             | 0.3        | 0.9                             | 5.4                        |
| Pitshane Molopo | 2028             | 1.2                   | 0.8                    | 0.6        | 0.8             | 0.2             | 0.2        | 1.1                             | 4.9                        |
| Sedibeng        | 729              | 0.7                   | 0.0                    | 0.1        | 0.7             | 1.0             | 0.0        | 0.7                             | 3.2                        |
| Tswaaneng       | 866              | 4.4                   | 1.6                    | 0.6        | 0.7             | 0.2             | 0.0        | 0.8                             | 8.3                        |
| Leporung        | 662              | 2.7                   | 1.2                    | 0.9        | 1.2             | 0.6             | 0.2        | 0.6                             | 7.4                        |
| Mmakgori        | 780              | 5.1                   | 2.2                    | 2.1        | 1.0             | 0.8             | 0.4        | 0.9                             | 12.4                       |
| Mabule          | 2285             | 0.8                   | 0.4                    | 0.3        | 0.4             | 0.3             | 0.3        | 0.4                             | 2.8                        |
| Tshidilamolomo  | 762              | 2.4                   | 2.6                    | 0.7        | 0.8             | 0.7             | 0.1        | 0.5                             | 7.7                        |
| Metlobo         | 1103             | 4.0                   | 1.4                    | 1.1        | 1.3             | 0.5             | 0.2        | 0.5                             | 8.8                        |
| Lowana          | 1177             | 0.2                   | 0.3                    | 0.1        | 0.2             | 0.1             | 0.1        | 0.5                             | 1.4                        |
| Sekhutlane      | 1031             | 2.9                   | 1.3                    | 1.1        | 1.1             | 0.7             | 0.3        | 1.0                             | 8.2                        |
| Other           | 6025             | 1.6                   | 0.6                    | 0.2        | 0.5             | 0.2             | 0.0        | 0.3                             | 3.5                        |
| <b>Total</b>    | <b>54831</b>     | <b>1.5</b>            | <b>0.7</b>             | <b>0.4</b> | <b>0.6</b>      | <b>0.3</b>      | <b>0.1</b> | <b>0.5</b>                      | <b>4.1</b>                 |

**Table 7: Household Head by Village in Barolong District 2011**

| Village         | Male        | Female      | Total Household | Total Population | Average Household Size |
|-----------------|-------------|-------------|-----------------|------------------|------------------------|
| Pitsane Siding  | 418         | 476         | 894             | 3654             | 4.1                    |
| Tihareselele    | 96          | 78          | 174             | 711              | 4.1                    |
| Pitsana-Potokwe | 70          | 122         | 192             | 816              | 4.3                    |
| Rakhuna         | 162         | 193         | 355             | 1428             | 4.0                    |
| Dinatshana      | 47          | 68          | 115             | 603              | 5.2                    |
| Ramatlabama     | 216         | 243         | 459             | 1469             | 3.2                    |
| Good Hope       | 717         | 767         | 1484            | 6376             | 4.3                    |
| Mokatako        | 196         | 148         | 344             | 1319             | 3.8                    |
| Tswanyaneng     | 105         | 68          | 173             | 702              | 4.1                    |
| Metlojane       | 90          | 94          | 184             | 776              | 4.2                    |
| Hebron          | 101         | 128         | 229             | 950              | 4.1                    |
| Papatlo         | 50          | 69          | 119             | 511              | 4.3                    |
| Phihitshwane    | 66          | 67          | 133             | 682              | 5.1                    |
| Ditlharapa      | 81          | 81          | 162             | 653              | 4.0                    |
| Kgoro           | 85          | 92          | 177             | 711              | 4.0                    |
| Gathwane        | 171         | 133         | 304             | 1047             | 3.4                    |
| Digawana        | 318         | 389         | 707             | 3297             | 4.7                    |
| Magoriapitse    | 157         | 134         | 291             | 1018             | 3.5                    |
| Lejwana         | 55          | 74          | 129             | 621              | 4.8                    |
| Mogojagojo      | 221         | 218         | 439             | 1958             | 4.5                    |
| Mmathethe       | 1001        | 897         | 1898            | 6928             | 3.7                    |
| Mokgomane       | 206         | 145         | 351             | 1153             | 3.3                    |
| Pitshane Molopo | 296         | 298         | 594             | 2028             | 3.4                    |
| Sedibeng        | 63          | 100         | 163             | 729              | 4.5                    |
| Tswaaneng       | 119         | 101         | 220             | 866              | 3.9                    |
| Leporung        | 78          | 97          | 175             | 662              | 3.8                    |
| Mmakgori        | 90          | 89          | 179             | 780              | 4.4                    |
| Mabule          | 211         | 249         | 460             | 2285             | 5.0                    |
| Tshidilamolomo  | 94          | 119         | 213             | 762              | 3.6                    |
| Metlobo         | 212         | 130         | 342             | 1103             | 3.2                    |
| Lowana          | 131         | 151         | 282             | 1177             | 4.2                    |
| Sekhutlane      | 126         | 114         | 240             | 1031             | 4.3                    |
| Other           | 923         | 654         | 1577            | 6025             | 3.8                    |
| <b>Total</b>    | <b>6972</b> | <b>6786</b> | <b>13758</b>    | <b>54831</b>     | <b>4.0</b>             |

**Table 8: Literacy Status by Village and Sex in Barolong District 2011**

| Village         | Population   |              |              | Total Literate |              |              | Literacy Rate |             |             |
|-----------------|--------------|--------------|--------------|----------------|--------------|--------------|---------------|-------------|-------------|
|                 | Male         | Female       | Total        | Male           | Female       | Total        | Male          | Female      | Total       |
| Pitsane Siding  | 972          | 1247         | 2 219        | 769            | 1043         | 1812         | 79.1          | 83.6        | 81.7        |
| Tlhareseleele   | 187          | 246          | 433          | 118            | 193          | 311          | 63.1          | 78.5        | 71.8        |
| Pitsana-Potokwe | 209          | 291          | 500          | 143            | 215          | 358          | 68.4          | 73.9        | 71.6        |
| Rakhuna         | 399          | 438          | 837          | 282            | 306          | 588          | 70.7          | 69.9        | 70.3        |
| Dinatshana      | 177          | 188          | 365          | 121            | 133          | 254          | 68.4          | 70.7        | 69.6        |
| Ramatlabama     | 428          | 504          | 932          | 327            | 399          | 726          | 76.4          | 79.2        | 77.9        |
| Good Hope       | 2089         | 2661         | 4750         | 1874           | 2486         | 4360         | 89.7          | 93.4        | 91.8        |
| Mokatako        | 408          | 386          | 794          | 235            | 268          | 503          | 57.6          | 69.4        | 63.4        |
| Tswanyaneng     | 227          | 215          | 442          | 153            | 179          | 332          | 67.4          | 83.3        | 75.1        |
| Metlojane       | 226          | 248          | 474          | 173            | 201          | 374          | 76.5          | 81.0        | 78.9        |
| Hebron          | 274          | 322          | 596          | 208            | 264          | 472          | 75.9          | 82.0        | 79.2        |
| Papatlo         | 132          | 178          | 310          | 85             | 152          | 237          | 64.4          | 85.4        | 76.5        |
| Phihitshwane    | 205          | 228          | 433          | 152            | 180          | 332          | 74.1          | 78.9        | 76.7        |
| Ditlharapa      | 203          | 203          | 406          | 144            | 144          | 288          | 70.9          | 70.9        | 70.9        |
| Kgoro           | 206          | 241          | 447          | 125            | 160          | 285          | 60.7          | 66.4        | 63.8        |
| Gathwane        | 311          | 344          | 655          | 194            | 252          | 446          | 62.4          | 73.3        | 68.1        |
| Digawana        | 964          | 1149         | 2113         | 753            | 952          | 1705         | 78.1          | 82.9        | 80.7        |
| Magoriapitse    | 292          | 317          | 609          | 179            | 203          | 382          | 61.3          | 64.0        | 62.7        |
| Lejwana         | 135          | 194          | 329          | 73             | 125          | 198          | 54.1          | 64.4        | 60.2        |
| Mogojogojo      | 578          | 606          | 1184         | 324            | 355          | 679          | 56.1          | 58.6        | 57.3        |
| Mmathethe       | 2115         | 2185         | 4300         | 1245           | 1548         | 2793         | 58.9          | 70.9        | 65.0        |
| Mokgomane       | 347          | 337          | 684          | 195            | 225          | 420          | 56.2          | 66.8        | 61.4        |
| Pitshane Molopo | 670          | 684          | 1354         | 496            | 561          | 1057         | 74.0          | 82.0        | 78.1        |
| Sedibeng        | 188          | 221          | 409          | 118            | 155          | 273          | 62.8          | 70.1        | 66.7        |
| Tswaaneng       | 287          | 241          | 528          | 143            | 152          | 295          | 49.8          | 63.1        | 55.9        |
| Leporung        | 180          | 227          | 407          | 102            | 138          | 240          | 56.7          | 60.8        | 59.0        |
| Mmakgori        | 202          | 224          | 426          | 128            | 139          | 267          | 63.4          | 62.1        | 62.7        |
| Mabule          | 646          | 755          | 1401         | 505            | 567          | 1072         | 78.2          | 75.1        | 76.5        |
| Tshidilamolomo  | 251          | 248          | 499          | 186            | 176          | 362          | 74.1          | 71.0        | 72.5        |
| Metlobo         | 364          | 332          | 696          | 193            | 207          | 400          | 53.0          | 62.3        | 57.5        |
| Lorwana         | 326          | 397          | 723          | 238            | 289          | 527          | 73.0          | 72.8        | 72.9        |
| Sekhutlane      | 272          | 288          | 560          | 145            | 156          | 301          | 53.3          | 54.2        | 53.8        |
| Other           | 1996         | 1822         | 3818         | 1286           | 1306         | 2592         | 64.4          | 71.7        | 67.9        |
| <b>Total</b>    | <b>16466</b> | <b>18167</b> | <b>34633</b> | <b>11412</b>   | <b>13829</b> | <b>25241</b> | <b>69.3</b>   | <b>76.1</b> | <b>72.9</b> |

**Table 9: School Attendance in Barolong District by Village and Sex 2011**

| Village         | At School    |             |             | Left School |           |            | Never Attended |           |            | Total       |             |             |
|-----------------|--------------|-------------|-------------|-------------|-----------|------------|----------------|-----------|------------|-------------|-------------|-------------|
|                 | Male         | Female      | Total       | Male        | Female    | Total      | Male           | Female    | Total      | Male        | Female      | Total       |
| Pitsane Siding  | 313          | 293         | 606         | 5           | 4         | 9          | 7              | 4         | 11         | 325         | 301         | 626         |
| Tlhareseleele   | 74           | 46          | 120         | 0           | 1         | 1          | 4              | 3         | 7          | 78          | 50          | 128         |
| Pitsana-Potokwe | 59           | 54          | 113         | 2           | 2         | 4          | 1              | 1         | 2          | 62          | 57          | 119         |
| Rakhuna         | 129          | 140         | 269         | 2           | 0         | 2          | 6              | 2         | 8          | 137         | 142         | 279         |
| Dinatshana      | 58           | 46          | 104         | 3           | 3         | 6          | 2              | 1         | 3          | 63          | 50          | 113         |
| Ramatlabama     | 123          | 121         | 244         | 1           | 2         | 3          | 1              | 1         | 2          | 125         | 124         | 249         |
| Good Hope       | 317          | 373         | 690         | 6           | 10        | 16         | 5              | 2         | 7          | 328         | 385         | 713         |
| Mokatako        | 125          | 108         | 233         | 3           | 1         | 4          | 1              | 2         | 3          | 129         | 111         | 240         |
| Tswanyaneng     | 51           | 49          | 100         | 2           | 0         | 2          | 2              | 0         | 2          | 55          | 49          | 104         |
| Metlojane       | 68           | 59          | 127         | 1           | 0         | 1          | 0              | 1         | 1          | 69          | 60          | 129         |
| Hebron          | 62           | 76          | 138         | 3           | 2         | 5          | 2              | 2         | 4          | 67          | 80          | 147         |
| Papatlo         | 47           | 58          | 105         | 1           | 0         | 1          | 0              | 0         | 0          | 48          | 58          | 106         |
| Phihitshwane    | 36           | 56          | 92          | 4           | 2         | 6          | 1              | 0         | 1          | 41          | 58          | 99          |
| Ditlharapa      | 59           | 52          | 111         | 0           | 1         | 1          | 2              | 0         | 2          | 61          | 53          | 114         |
| Kgoro           | 63           | 58          | 121         | 0           | 1         | 1          | 4              | 4         | 8          | 67          | 63          | 130         |
| Gathwane        | 73           | 90          | 163         | 0           | 0         | 0          | 1              | 0         | 1          | 74          | 90          | 164         |
| Digawana        | 269          | 236         | 505         | 5           | 3         | 8          | 5              | 0         | 5          | 279         | 239         | 518         |
| Magoriapitse    | 90           | 84          | 174         | 3           | 0         | 3          | 2              | 0         | 2          | 95          | 84          | 179         |
| Lejwana         | 59           | 67          | 126         | 2           | 1         | 3          | 1              | 0         | 1          | 62          | 68          | 130         |
| Mogojogojo      | 157          | 152         | 309         | 10          | 6         | 16         | 8              | 4         | 12         | 175         | 162         | 337         |
| Mmathethe       | 490          | 514         | 1004        | 19          | 7         | 26         | 22             | 12        | 34         | 531         | 533         | 1064        |
| Mokgomane       | 121          | 89          | 210         | 5           | 3         | 8          | 4              | 2         | 6          | 130         | 94          | 224         |
| Pitshane Molopo | 144          | 155         | 299         | 1           | 1         | 2          | 3              | 1         | 4          | 148         | 157         | 305         |
| Sedibeng        | 86           | 72          | 158         | 0           | 1         | 1          | 1              | 1         | 2          | 87          | 74          | 161         |
| Tswaaneng       | 53           | 77          | 130         | 4           | 3         | 7          | 2              | 2         | 4          | 59          | 82          | 141         |
| Leporung        | 62           | 57          | 119         | 10          | 11        | 21         | 0              | 0         | 0          | 72          | 68          | 140         |
| Mmakgori        | 73           | 76          | 149         | 3           | 0         | 3          | 1              | 2         | 3          | 77          | 78          | 155         |
| Mabule          | 190          | 178         | 368         | 0           | 0         | 0          | 4              | 1         | 5          | 194         | 179         | 373         |
| Tshidilamolomo  | 65           | 63          | 128         | 2           | 5         | 7          | 2              | 1         | 3          | 69          | 69          | 138         |
| Metlobo         | 81           | 85          | 166         | 1           | 2         | 3          | 5              | 1         | 6          | 87          | 88          | 175         |
| Lorwana         | 105          | 106         | 211         | 0           | 1         | 1          | 1              | 1         | 2          | 106         | 108         | 214         |
| Sekhutlane      | 113          | 110         | 223         | 0           | 2         | 2          | 5              | 3         | 8          | 118         | 115         | 233         |
| Other           | 464          | 429         | 893         | 12          | 9         | 21         | 14             | 11        | 25         | 490         | 449         | 939         |
| <b>Total</b>    | <b>4 279</b> | <b>4229</b> | <b>8508</b> | <b>110</b>  | <b>84</b> | <b>194</b> | <b>119</b>     | <b>65</b> | <b>184</b> | <b>4508</b> | <b>4378</b> | <b>8886</b> |



Table 10a: Religion By Type and Village in Barolong District 2011

| Village           | Religion      |            |            |            |              |              |             |                      |            | Total         |
|-------------------|---------------|------------|------------|------------|--------------|--------------|-------------|----------------------|------------|---------------|
|                   | Christian     | Muslim     | Bahai      | Hindu      | Badimo       | No Religion  | Rastafarian | Other religion (NEC) | Not Stated |               |
| Pitsane Siding    | 2,149         | 12         | 0          | 1          | 48           | 262          | 0           | 0                    | 9          | 2,481         |
| Tlhareselele      | 403           | 0          | 0          | 1          | 38           | 30           | 3           | 0                    | 3          | 478           |
| Pitsana-Potokwe   | 531           | 1          | 1          | 0          | 1            | 15           | 0           | 0                    | 0          | 549           |
| Rakhuna           | 838           | 8          | 2          | 0          | 32           | 87           | 0           | 0                    | 0          | 967           |
| Dinatshana        | 372           | 5          | 2          | 0          | 14           | 15           | 0           | 0                    | 0          | 408           |
| Ramatlabama       | 786           | 5          | 1          | 0          | 16           | 205          | 1           | 0                    | 2          | 1,016         |
| Good Hope         | 4,378         | 15         | 8          | 3          | 63           | 580          | 17          | 4                    | 18         | 5,086         |
| Mokatako          | 736           | 4          | 1          | 1          | 11           | 117          | 0           | 0                    | 1          | 871           |
| Tswanyaneng       | 361           | 2          | 0          | 0          | 38           | 77           | 3           | 0                    | 3          | 484           |
| Metlojane         | 441           | 1          | 0          | 0          | 2            | 84           | 4           | 0                    | 1          | 533           |
| Hebron            | 596           | 2          | 0          | 0          | 39           | 15           | 1           | 0                    | 2          | 655           |
| Papatlo           | 330           | 1          | 0          | 0          | 11           | 1            | 0           | 0                    | 3          | 346           |
| Phihitshwane      | 310           | 1          | 0          | 0          | 4            | 153          | 0           | 0                    | 1          | 469           |
| Ditlharapa        | 404           | 0          | 0          | 0          | 8            | 32           | 0           | 0                    | 0          | 444           |
| Kgoro             | 351           | 0          | 0          | 0          | 27           | 114          | 0           | 0                    | 3          | 495           |
| Gathwane          | 597           | 2          | 0          | 0          | 10           | 87           | 0           | 0                    | 3          | 699           |
| Digawana          | 2,120         | 18         | 1          | 0          | 17           | 261          | 2           | 0                    | 4          | 2,423         |
| Magoriapitse      | 595           | 3          | 0          | 0          | 14           | 49           | 2           | 0                    | 1          | 664           |
| Lejwana           | 369           | 1          | 0          | 0          | 0            | 2            | 0           | 0                    | 3          | 375           |
| Mogojogojo        | 1,101         | 8          | 0          | 0          | 74           | 127          | 1           | 0                    | 5          | 1,316         |
| Mmathethe         | 3,934         | 13         | 5          | 2          | 179          | 683          | 4           | 1                    | 20         | 4,841         |
| Mokgomane         | 593           | 0          | 0          | 0          | 20           | 143          | 2           | 0                    | 2          | 760           |
| Pitshane Molopo   | 1,250         | 7          | 0          | 0          | 67           | 196          | 4           | 0                    | 1          | 1,525         |
| Sedibeng          | 364           | 3          | 0          | 0          | 4            | 84           | 0           | 0                    | 8          | 463           |
| Tswaaneng         | 317           | 0          | 0          | 0          | 165          | 96           | 0           | 0                    | 0          | 578           |
| Leporung          | 285           | 5          | 0          | 0          | 36           | 116          | 2           | 0                    | 2          | 446           |
| Mmakgori          | 382           | 0          | 0          | 0          | 30           | 53           | 1           | 0                    | 0          | 466           |
| Mabule            | 1,280         | 2          | 0          | 0          | 50           | 325          | 0           | 0                    | 2          | 1,659         |
| Tshidilamolomo    | 421           | 0          | 1          | 0          | 39           | 82           | 0           | 0                    | 2          | 545           |
| Metlobo           | 525           | 2          | 1          | 0          | 38           | 181          | 0           | 0                    | 2          | 749           |
| Lorwana           | 643           | 11         | 1          | 0          | 16           | 134          | 0           | 1                    | 2          | 808           |
| Sekhutlane        | 556           | 1          | 0          | 0          | 33           | 30           | 2           | 1                    | 1          | 624           |
| Other             | 3,462         | 14         | 7          | 0          | 122          | 556          | 4           | 0                    | 15         | 4,180         |
| <b>Total</b>      | <b>31,780</b> | <b>147</b> | <b>31</b>  | <b>8</b>   | <b>1,266</b> | <b>4,992</b> | <b>53</b>   | <b>7</b>             | <b>119</b> | <b>38,403</b> |
| <b>Percentage</b> | <b>82.8</b>   | <b>0.4</b> | <b>0.1</b> | <b>0.0</b> | <b>3.3</b>   | <b>13.0</b>  | <b>0.1</b>  | <b>0.0</b>           | <b>0.3</b> | <b>100.0</b>  |

Table 10b: Religion By Type and Village in Barolong District 2011 (%)

| Village         | Religion    |            |            |            |            |             |             |                      |            | Total |
|-----------------|-------------|------------|------------|------------|------------|-------------|-------------|----------------------|------------|-------|
|                 | Christian   | Muslim     | Bahai      | Hindu      | Badimo     | No Religion | Rastafarian | Other religion (NEC) | Not Stated |       |
| Pitsane Siding  | 86.6        | 0.5        | 0.0        | 0.0        | 1.9        | 10.6        | 0.0         | 0.0                  | 0.4        |       |
| Tlhareselele    | 84.3        | 0.0        | 0.0        | 0.2        | 7.9        | 6.3         | 0.6         | 0.0                  | 0.6        |       |
| Pitsana-Potokwe | 96.7        | 0.2        | 0.2        | 0.0        | 0.2        | 2.7         | 0.0         | 0.0                  | 0.0        |       |
| Rakhuna         | 86.7        | 0.8        | 0.2        | 0.0        | 3.3        | 9.0         | 0.0         | 0.0                  | 0.0        |       |
| Dinatshana      | 91.2        | 1.2        | 0.5        | 0.0        | 3.4        | 3.7         | 0.0         | 0.0                  | 0.0        |       |
| Ramatlabama     | 77.4        | 0.5        | 0.1        | 0.0        | 1.6        | 20.2        | 0.1         | 0.0                  | 0.2        |       |
| Good Hope       | 86.1        | 0.3        | 0.2        | 0.1        | 1.2        | 11.4        | 0.3         | 0.1                  | 0.4        |       |
| Mokatako        | 84.5        | 0.5        | 0.1        | 0.1        | 1.3        | 13.4        | 0.0         | 0.0                  | 0.1        |       |
| Tswanyaneng     | 74.6        | 0.4        | 0.0        | 0.0        | 7.9        | 15.9        | 0.6         | 0.0                  | 0.6        |       |
| Metlojane       | 82.7        | 0.2        | 0.0        | 0.0        | 0.4        | 15.8        | 0.8         | 0.0                  | 0.2        |       |
| Hebron          | 91.0        | 0.3        | 0.0        | 0.0        | 6.0        | 2.3         | 0.2         | 0.0                  | 0.3        |       |
| Papatlo         | 95.4        | 0.3        | 0.0        | 0.0        | 3.2        | 0.3         | 0.0         | 0.0                  | 0.9        |       |
| Phihitshwane    | 66.1        | 0.2        | 0.0        | 0.0        | 0.9        | 32.6        | 0.0         | 0.0                  | 0.2        |       |
| Ditlharapa      | 91.0        | 0.0        | 0.0        | 0.0        | 1.8        | 7.2         | 0.0         | 0.0                  | 0.0        |       |
| Kgoro           | 70.9        | 0.0        | 0.0        | 0.0        | 5.5        | 23.0        | 0.0         | 0.0                  | 0.6        |       |
| Gathwane        | 85.4        | 0.3        | 0.0        | 0.0        | 1.4        | 12.4        | 0.0         | 0.0                  | 0.4        |       |
| Digawana        | 87.5        | 0.7        | 0.0        | 0.0        | 0.7        | 10.8        | 0.1         | 0.0                  | 0.2        |       |
| Magoriapitse    | 89.6        | 0.5        | 0.0        | 0.0        | 2.1        | 7.4         | 0.3         | 0.0                  | 0.2        |       |
| Lejwana         | 98.4        | 0.3        | 0.0        | 0.0        | 0.0        | 0.5         | 0.0         | 0.0                  | 0.8        |       |
| Mogojogojo      | 83.7        | 0.6        | 0.0        | 0.0        | 5.6        | 9.7         | 0.1         | 0.0                  | 0.4        |       |
| Mmathethe       | 81.3        | 0.3        | 0.1        | 0.0        | 3.7        | 14.1        | 0.1         | 0.0                  | 0.4        |       |
| Mokgomane       | 78.0        | 0.0        | 0.0        | 0.0        | 2.6        | 18.8        | 0.3         | 0.0                  | 0.3        |       |
| Pitshane Molopo | 82.0        | 0.5        | 0.0        | 0.0        | 4.4        | 12.9        | 0.3         | 0.0                  | 0.1        |       |
| Sedibeng        | 78.6        | 0.6        | 0.0        | 0.0        | 0.9        | 18.1        | 0.0         | 0.0                  | 1.7        |       |
| Tswaaneng       | 54.8        | 0.0        | 0.0        | 0.0        | 28.5       | 16.6        | 0.0         | 0.0                  | 0.0        |       |
| Leporung        | 63.9        | 1.1        | 0.0        | 0.0        | 8.1        | 26.0        | 0.4         | 0.0                  | 0.4        |       |
| Mmakgori        | 82.0        | 0.0        | 0.0        | 0.0        | 6.4        | 11.4        | 0.2         | 0.0                  | 0.0        |       |
| Mabule          | 77.2        | 0.1        | 0.0        | 0.0        | 3.0        | 19.6        | 0.0         | 0.0                  | 0.1        |       |
| Tshidilamolomo  | 77.2        | 0.0        | 0.2        | 0.0        | 7.2        | 15.0        | 0.0         | 0.0                  | 0.4        |       |
| Metlobo         | 70.1        | 0.3        | 0.1        | 0.0        | 5.1        | 24.2        | 0.0         | 0.0                  | 0.3        |       |
| Lorwana         | 79.6        | 1.4        | 0.1        | 0.0        | 2.0        | 16.6        | 0.0         | 0.1                  | 0.2        |       |
| Sekhutlane      | 89.1        | 0.2        | 0.0        | 0.0        | 5.3        | 4.8         | 0.3         | 0.2                  | 0.2        |       |
| Other           | 82.8        | 0.3        | 0.2        | 0.0        | 2.9        | 13.3        | 0.1         | 0.0                  | 0.4        |       |
| <b>Total</b>    | <b>82.8</b> | <b>0.4</b> | <b>0.1</b> | <b>0.0</b> | <b>3.3</b> | <b>13.0</b> | <b>0.1</b>  | <b>0.0</b>           | <b>0.3</b> |       |

**Table 11a: Marital Status by Village in Barolong District 2011**

| Village           | Marital Status |               |                 |            |            |              |            | Total         |
|-------------------|----------------|---------------|-----------------|------------|------------|--------------|------------|---------------|
|                   | Married        | Never Married | Living together | Separated  | Divorced   | Widowed      | Not Stated |               |
| Pitsane Siding    | 372            | 1,394         | 541             | 11         | 25         | 138          | 0          | 2,481         |
| Tihareselele      | 134            | 286           | 25              | 2          | 1          | 30           | 0          | 478           |
| Pitsana-Potokwe   | 81             | 375           | 38              | 1          | 4          | 50           | 0          | 549           |
| Rakhuna           | 154            | 591           | 151             | 0          | 8          | 63           | 0          | 967           |
| Dinatshana        | 83             | 191           | 117             | 1          | 3          | 13           | 0          | 408           |
| Ramatlabama       | 151            | 457           | 323             | 15         | 13         | 57           | 0          | 1,016         |
| Good Hope         | 682            | 3,706         | 522             | 14         | 28         | 134          | 0          | 5,086         |
| Mokatako          | 176            | 520           | 92              | 7          | 5          | 71           | 0          | 871           |
| Tswanyaneng       | 92             | 224           | 125             | 2          | 6          | 34           | 1          | 484           |
| Metlojane         | 99             | 327           | 78              | 0          | 6          | 23           | 0          | 533           |
| Hebron            | 108            | 390           | 104             | 3          | 8          | 42           | 0          | 655           |
| Papatlo           | 63             | 160           | 87              | 1          | 4          | 29           | 2          | 346           |
| Phihitshwane      | 103            | 240           | 86              | 8          | 0          | 31           | 1          | 469           |
| Ditlharapa        | 60             | 263           | 91              | 2          | 3          | 25           | 0          | 444           |
| Kgoro             | 86             | 288           | 81              | 3          | 3          | 34           | 0          | 495           |
| Gathwane          | 163            | 410           | 54              | 4          | 7          | 61           | 0          | 699           |
| Digawana          | 390            | 1,619         | 250             | 5          | 14         | 145          | 0          | 2,423         |
| Magoriapitse      | 137            | 326           | 131             | 5          | 2          | 63           | 0          | 664           |
| Lejwana           | 53             | 197           | 94              | 0          | 2          | 29           | 0          | 375           |
| Mogojogojo        | 132            | 713           | 412             | 1          | 5          | 53           | 0          | 1,316         |
| Mmathethe         | 754            | 2,804         | 966             | 23         | 42         | 249          | 3          | 4,841         |
| Mokgomane         | 156            | 412           | 139             | 1          | 2          | 50           | 0          | 760           |
| Pitshane Molopo   | 289            | 857           | 234             | 26         | 14         | 105          | 0          | 1,525         |
| Sedibeng          | 87             | 252           | 102             | 0          | 4          | 18           | 0          | 463           |
| Tswaaneng         | 48             | 336           | 161             | 0          | 5          | 28           | 0          | 578           |
| Leporung          | 60             | 263           | 70              | 3          | 6          | 44           | 0          | 446           |
| Mmakgori          | 53             | 305           | 69              | 10         | 2          | 27           | 0          | 466           |
| Mabule            | 166            | 1,130         | 256             | 18         | 5          | 84           | 0          | 1,659         |
| Tshidilamolomo    | 107            | 304           | 96              | 1          | 2          | 35           | 0          | 545           |
| Metlobo           | 117            | 342           | 237             | 3          | 1          | 49           | 0          | 749           |
| Lorwana           | 170            | 516           | 74              | 2          | 1          | 45           | 0          | 808           |
| Sekhuthane        | 48             | 259           | 288             | 6          | 3          | 20           | 0          | 624           |
| Other             | 753            | 2,213         | 896             | 11         | 25         | 277          | 5          | 4,180         |
| <b>Total</b>      | <b>6,127</b>   | <b>22,670</b> | <b>6,990</b>    | <b>189</b> | <b>259</b> | <b>2,156</b> | <b>12</b>  | <b>38,403</b> |
| <b>Percentage</b> | <b>16.0</b>    | <b>59.0</b>   | <b>18.2</b>     | <b>0.5</b> | <b>0.7</b> | <b>5.6</b>   | <b>0.0</b> | <b>100.0</b>  |

**Table 11b: Marital Status by Village in Barolong District 2011 (%)**

| Village         | Marital Status |               |                 |             |            |            |            | Total      |
|-----------------|----------------|---------------|-----------------|-------------|------------|------------|------------|------------|
|                 | Married        | Never Married | Living together | Separated   | Divorced   | Widowed    | Not Stated |            |
| Pitsane Siding  | 2,481          | 15.0          | 56.2            | 21.8        | 0.4        | 1.0        | 5.6        | 0.0        |
| Tihareselele    | 478            | 28.0          | 59.8            | 5.2         | 0.4        | 0.2        | 6.3        | 0.0        |
| Pitsana-Potokwe | 549            | 14.8          | 68.3            | 6.9         | 0.2        | 0.7        | 9.1        | 0.0        |
| Rakhuna         | 967            | 15.9          | 61.1            | 15.6        | 0.0        | 0.8        | 6.5        | 0.0        |
| Dinatshana      | 408            | 20.3          | 46.8            | 28.7        | 0.2        | 0.7        | 3.2        | 0.0        |
| Ramatlabama     | 1,016          | 14.9          | 45.0            | 31.8        | 1.5        | 1.3        | 5.6        | 0.0        |
| Good Hope       | 5,086          | 13.4          | 72.9            | 10.3        | 0.3        | 0.6        | 2.6        | 0.0        |
| Mokatako        | 871            | 20.2          | 59.7            | 10.6        | 0.8        | 0.6        | 8.2        | 0.0        |
| Tswanyaneng     | 484            | 19.0          | 46.3            | 25.8        | 0.4        | 1.2        | 7.0        | 0.2        |
| Metlojane       | 533            | 18.6          | 61.4            | 14.6        | 0.0        | 1.1        | 4.3        | 0.0        |
| Hebron          | 655            | 16.5          | 59.5            | 15.9        | 0.5        | 1.2        | 6.4        | 0.0        |
| Papatlo         | 346            | 18.2          | 46.2            | 25.1        | 0.3        | 1.2        | 8.4        | 0.6        |
| Phihitshwane    | 469            | 22.0          | 51.2            | 18.3        | 1.7        | 0.0        | 6.6        | 0.2        |
| Ditlharapa      | 444            | 13.5          | 59.2            | 20.5        | 0.5        | 0.7        | 5.6        | 0.0        |
| Kgoro           | 495            | 17.4          | 58.2            | 16.4        | 0.6        | 0.6        | 6.9        | 0.0        |
| Gathwane        | 699            | 23.3          | 58.7            | 7.7         | 0.6        | 1.0        | 8.7        | 0.0        |
| Digawana        | 2,423          | 16.1          | 66.8            | 10.3        | 0.2        | 0.6        | 6.0        | 0.0        |
| Magoriapitse    | 664            | 20.6          | 49.1            | 19.7        | 0.8        | 0.3        | 9.5        | 0.0        |
| Lejwana         | 375            | 14.1          | 52.5            | 25.1        | 0.0        | 0.5        | 7.7        | 0.0        |
| Mogojogojo      | 1,316          | 10.0          | 54.2            | 31.3        | 0.1        | 0.4        | 4.0        | 0.0        |
| Mmathethe       | 4,841          | 15.6          | 57.9            | 20.0        | 0.5        | 0.9        | 5.1        | 0.1        |
| Mokgomane       | 760            | 20.5          | 54.2            | 18.3        | 0.1        | 0.3        | 6.6        | 0.0        |
| Pitshane Molopo | 1,525          | 19.0          | 56.2            | 15.3        | 1.7        | 0.9        | 6.9        | 0.0        |
| Sedibeng        | 463            | 18.8          | 54.4            | 22.0        | 0.0        | 0.9        | 3.9        | 0.0        |
| Tswaaneng       | 578            | 8.3           | 58.1            | 27.9        | 0.0        | 0.9        | 4.8        | 0.0        |
| Leporung        | 446            | 13.5          | 59.0            | 15.7        | 0.7        | 1.3        | 9.9        | 0.0        |
| Mmakgori        | 466            | 11.4          | 65.5            | 14.8        | 2.1        | 0.4        | 5.8        | 0.0        |
| Mabule          | 1,659          | 10.0          | 68.1            | 15.4        | 1.1        | 0.3        | 5.1        | 0.0        |
| Tshidilamolomo  | 545            | 19.6          | 55.8            | 17.6        | 0.2        | 0.4        | 6.4        | 0.0        |
| Metlobo         | 749            | 15.6          | 45.7            | 31.6        | 0.4        | 0.1        | 6.5        | 0.0        |
| Lorwana         | 808            | 21.0          | 63.9            | 9.2         | 0.2        | 0.1        | 5.6        | 0.0        |
| Sekhuthane      | 624            | 7.7           | 41.5            | 46.2        | 1.0        | 0.5        | 3.2        | 0.0        |
| Other           | 4,180          | 18.0          | 52.9            | 21.4        | 0.3        | 0.6        | 6.6        | 0.1        |
| <b>Total</b>    | <b>38,403</b>  | <b>16.0</b>   | <b>59.0</b>     | <b>18.2</b> | <b>0.5</b> | <b>0.7</b> | <b>5.6</b> | <b>0.0</b> |

**Table 12a: Employment Status by Village in Barolong District 2011**

| Village         | Employed     |              |               | Job seekers  |              |              | Labour Force  |               |               | Employment rate |
|-----------------|--------------|--------------|---------------|--------------|--------------|--------------|---------------|---------------|---------------|-----------------|
|                 | Male         | Female       | Total         | Male         | Female       | Total        | Male          | Female        | Total         |                 |
| Pitsane Siding  | 423          | 386          | 809           | 189          | 131          | 320          | 919           | 1,142         | 2,061         | 39.3            |
| Tlhareseleele   | 82           | 73           | 155           | 20           | 18           | 38           | 161           | 217           | 378           | 41.0            |
| Pitsana-Potokwe | 73           | 45           | 118           | 41           | 41           | 82           | 185           | 253           | 438           | 26.9            |
| Rakhuna         | 145          | 70           | 215           | 145          | 127          | 272          | 367           | 379           | 746           | 28.8            |
| Dinatshana      | 84           | 67           | 151           | 28           | 33           | 61           | 162           | 168           | 330           | 45.8            |
| Ramatlabama     | 246          | 201          | 447           | 78           | 96           | 174          | 411           | 466           | 877           | 51.0            |
| Good Hope       | 733          | 773          | 1,506         | 222          | 219          | 441          | 2,025         | 2,576         | 4,601         | 32.7            |
| Mokatako        | 235          | 135          | 370           | 40           | 35           | 75           | 356           | 323           | 679           | 54.5            |
| Tswanyaneng     | 104          | 58           | 162           | 45           | 37           | 82           | 203           | 187           | 390           | 41.5            |
| Metlojane       | 125          | 84           | 209           | 49           | 39           | 88           | 210           | 222           | 432           | 48.4            |
| Hebron          | 92           | 92           | 184           | 46           | 40           | 86           | 244           | 286           | 530           | 34.7            |
| Papatlo         | 73           | 77           | 150           | 23           | 27           | 50           | 120           | 156           | 276           | 54.3            |
| Phihitshwane    | 83           | 64           | 147           | 48           | 27           | 75           | 190           | 207           | 397           | 37.0            |
| Ditlharapa      | 78           | 47           | 125           | 18           | 17           | 35           | 182           | 180           | 362           | 34.5            |
| Kgoro           | 81           | 75           | 156           | 10           | 5            | 15           | 181           | 206           | 387           | 40.3            |
| Gathwane        | 188          | 115          | 303           | 12           | 11           | 23           | 266           | 284           | 550           | 55.1            |
| Digawana        | 278          | 285          | 563           | 200          | 171          | 371          | 889           | 1,016         | 1,905         | 29.6            |
| Magoriapitse    | 140          | 84           | 224           | 44           | 32           | 76           | 267           | 264           | 531           | 42.2            |
| Lejwana         | 47           | 61           | 108           | 14           | 12           | 26           | 116           | 171           | 287           | 37.6            |
| Mogojogojo      | 297          | 228          | 525           | 102          | 90           | 192          | 533           | 526           | 1,059         | 49.6            |
| Mmathethe       | 1,009        | 559          | 1,568         | 182          | 146          | 328          | 1,905         | 1,922         | 3,827         | 41.0            |
| Mokgomane       | 202          | 94           | 296           | 33           | 26           | 59           | 296           | 282           | 578           | 51.2            |
| Pitshane Molopo | 272          | 190          | 462           | 112          | 80           | 192          | 599           | 581           | 1,180         | 39.2            |
| Sedibeng        | 100          | 82           | 182           | 24           | 13           | 37           | 169           | 189           | 358           | 50.8            |
| Tswaaneng       | 222          | 93           | 315           | 2            | 0            | 2            | 260           | 211           | 471           | 66.9            |
| Leporung        | 68           | 62           | 130           | 37           | 33           | 70           | 161           | 191           | 352           | 36.9            |
| Mmakgori        | 70           | 41           | 111           | 24           | 9            | 33           | 186           | 190           | 376           | 29.5            |
| Mabule          | 210          | 171          | 381           | 101          | 55           | 156          | 593           | 690           | 1,283         | 29.7            |
| Tshidilamolomo  | 112          | 34           | 146           | 59           | 39           | 98           | 226           | 210           | 436           | 33.5            |
| Metlobo         | 186          | 81           | 267           | 28           | 35           | 63           | 318           | 289           | 607           | 44.0            |
| Lorwana         | 128          | 103          | 231           | 50           | 29           | 79           | 298           | 336           | 634           | 36.4            |
| Sekhutlane      | 190          | 47           | 237           | 23           | 8            | 31           | 251           | 260           | 511           | 46.4            |
| Other           | 951          | 591          | 1,542         | 225          | 168          | 393          | 1,777         | 1,584         | 3,361         | 45.9            |
| <b>Total</b>    | <b>7,327</b> | <b>5,168</b> | <b>12,495</b> | <b>2,274</b> | <b>1,849</b> | <b>4,123</b> | <b>15,026</b> | <b>16,164</b> | <b>31,190</b> | <b>40.1</b>     |

**Table 12b Employment Status by Village in Barolong District 2011**

| Village         | Labour Force Participation and Employment |             |              |             |             |             |              |              |              |                   |             |             |
|-----------------|---|-------------|--------------|-------------|-------------|-------------|--------------|--------------|--------------|-------------------|-------------|-------------|
|                 | Employed                                  |             |              | Job seekers |             |             | Labour Force |              |              | Unemployment rate |             |             |
|                 | Male                                      | Female      | Total        | Male        | Female      | Total       | Male         | Female       | Total        | Male              | Female      | Total       |
| Pitsane Siding  | 423                                       | 386         | 809          | 189         | 131         | 320         | 919          | 1142         | 2 061        | 20.6              | 11.5        | 15.5        |
| Tlhareseleele   | 82  | 73          | 155          | 20          | 18          | 38          | 161          | 217          | 378          | 12.4              | 8.3         | 10.1        |
| Pitsana-Potokwe | 73  | 45          | 118          | 41          | 41          | 82          | 185          | 253          | 438          | 22.2              | 16.2        | 18.7        |
| Rakhuna         | 145                                       | 70          | 215          | 145         | 127         | 272         | 367          | 379          | 746          | 39.5              | 33.5        | 36.5        |
| Dinatshana      | 84  | 67          | 151          | 28          | 33          | 61          | 162          | 168          | 330          | 17.3              | 19.6        | 18.5        |
| Ramatlabama     | 246                                       | 201         | 447          | 78          | 96          | 174         | 411          | 466          | 877          | 19.0              | 20.6        | 19.8        |
| Good Hope       | 733                                       | 773         | 1506         | 222         | 219         | 441         | 2025         | 2576         | 4601         | 11.0              | 8.5         | 9.6         |
| Mokatako        | 235                                       | 135         | 370          | 40          | 35          | 75          | 356          | 323          | 679          | 11.2              | 10.8        | 11.0        |
| Tswanyaneng     | 104                                       | 58          | 162          | 45          | 37          | 82          | 203          | 187          | 390          | 22.2              | 19.8        | 21.0        |
| Metlojane       | 125                                       | 84          | 209          | 49          | 39          | 88          | 210          | 222          | 432          | 23.3              | 17.6        | 20.4        |
| Hebron          | 92  | 92          | 184          | 46          | 40          | 86          | 244          | 286          | 530          | 18.9              | 14.0        | 16.2        |
| Papatlo         | 73  | 77          | 150          | 23          | 27          | 50          | 120          | 156          | 276          | 19.2              | 17.3        | 18.1        |
| Phihitshwane    | 83  | 64          | 147          | 48          | 27          | 75          | 190          | 207          | 397          | 25.3              | 13.0        | 18.9        |
| Ditlharapa      | 78  | 47          | 125          | 18          | 17          | 35          | 182          | 180          | 362          | 9.9               | 9.4         | 9.7         |
| Kgoro           | 81  | 75          | 156          | 10          | 5           | 15          | 181          | 206          | 387          | 5.5               | 2.4         | 3.9         |
| Gathwane        | 188                                       | 115         | 303          | 12          | 11          | 23          | 266          | 284          | 550          | 4.5               | 3.9         | 4.2         |
| Digawana        | 278                                       | 285         | 563          | 200         | 171         | 371         | 889          | 1016         | 1905         | 22.5              | 16.8        | 19.5        |
| Magoriapitse    | 140                                       | 84          | 224          | 44          | 32          | 76          | 267          | 264          | 531          | 16.5              | 12.1        | 14.3        |
| Lejwana         | 47  | 61          | 108          | 14          | 12          | 26          | 116          | 171          | 287          | 12.1              | 7.0         | 9.1         |
| Mogojogojo      | 297                                       | 228         | 525          | 102         | 90          | 192         | 533          | 526          | 1059         | 19.1              | 17.1        | 18.1        |
| Mmathethe       | 1009                                      | 559         | 1568         | 182         | 146         | 328         | 1905         | 1922         | 3827         | 9.6               | 7.6         | 8.6         |
| Mokgomane       | 202                                       | 94          | 296          | 33          | 26          | 59          | 296          | 282          | 578          | 11.1              | 9.2         | 10.2        |
| Pitshane Molopo | 272                                       | 190         | 462          | 112         | 80          | 192         | 599          | 581          | 1180         | 18.7              | 13.8        | 16.3        |
| Sedibeng        | 100                                       | 82          | 182          | 24          | 13          | 37          | 169          | 189          | 358          | 14.2              | 6.9         | 10.3        |
| Tswaaneng       | 222                                       | 93          | 315          | 2           | 0           | 2           | 260          | 211          | 471          | 0.8               | 0.0         | 0.4         |
| Leporung        | 68  | 62          | 130          | 37          | 33          | 70          | 161          | 191          | 352          | 23.0              | 17.3        | 19.9        |
| Mmakgori        | 70  | 41          | 111          | 24          | 9           | 33          | 186          | 190          | 376          | 12.9              | 4.7         | 8.8         |
| Mabule          | 210                                       | 171         | 381          | 101         | 55          | 156         | 593          | 690          | 1283         | 17.0              | 8.0         | 12.2        |
| Tshidilamolomo  | 112                                       | 34          | 146          | 59          | 39          | 98          | 226          | 210          | 436          | 26.1              | 18.6        | 22.5        |
| Metlobo         | 186                                       | 81          | 267          | 28          | 35          | 63          | 318          | 289          | 607          | 8.8               | 12.1        | 10.4        |
| Lorwana         | 128                                       | 103         | 231          | 50          | 29          | 79          | 298          | 336          | 634          | 16.8              | 8.6         | 12.5        |
| Sekhutlane      | 190                                       | 47          | 237          | 23          | 8           | 31          | 251          | 260          | 511          | 9.2               | 3.1         | 6.1         |
| Other           | 951                                       | 591         | 1542         | 225         | 168         | 393         | 1777         | 1584         | 3361         | 12.7              | 10.6        | 11.7        |
| <b>Total</b>    | <b>7327</b>                               | <b>5168</b> | <b>12495</b> | <b>2274</b> | <b>1849</b> | <b>4123</b> | <b>15026</b> | <b>16164</b> | <b>31190</b> | <b>15.1</b>       | <b>11.4</b> | <b>13.2</b> |

Table 13a: Principal Source of Portable Water by Village in Barolong District 2011

| Villages        | Access to water |               |                |                 |              |               |           |            |              |            |                 |              |             |
|-----------------|-----------------|---------------|----------------|-----------------|--------------|---------------|-----------|------------|--------------|------------|-----------------|--------------|-------------|
|                 | Households      | Piped indoors | Piped outdoors | Neighbour's tap | Communal tap | Bowser/Tanker | Well      | Borehole   | River/Stream | Dam/Pan    | Rain water tank | Spring water | Other (NEC) |
| Pitsane Siding  | 894             | 199           | 259            | 38              | 398          | 0             | 0         | 0          | 0            | 0          | 0               | 0            | 0           |
| Tihareseleele   | 174             | 9             | 60             | 15              | 89           | 1             | 0         | 0          | 0            | 0          | 0               | 0            | 0           |
| Pitsana-Potokwe | 193             | 11            | 50             | 5               | 125          | 0             | 0         | 1          | 0            | 0          | 0               | 0            | 0           |
| Rakhuna         | 355             | 78            | 68             | 16              | 176          | 1             | 1         | 14         | 0            | 0          | 1               | 0            | 0           |
| Dinatshana      | 115             | 12            | 30             | 1               | 72           | 0             | 0         | 0          | 0            | 0          | 0               | 0            | 0           |
| Ramatlabama     | 459             | 129           | 158            | 32              | 130          | 9             | 0         | 0          | 0            | 0          | 0               | 1            | 0           |
| Good Hope       | 1487            | 558           | 597            | 148             | 179          | 0             | 0         | 0          | 1            | 1          | 0               | 0            | 0           |
| Mokatako        | 344             | 24            | 97             | 23              | 159          | 0             | 2         | 38         | 0            | 0          | 1               | 0            | 0           |
| Tswanyaneng     | 173             | 17            | 47             | 28              | 49           | 17            | 0         | 15         | 0            | 0          | 0               | 0            | 0           |
| Metlojane       | 185             | 12            | 81             | 24              | 58           | 0             | 0         | 9          | 0            | 0          | 0               | 0            | 0           |
| Hebron          | 229             | 116           | 78             | 5               | 27           | 0             | 0         | 3          | 0            | 0          | 0               | 0            | 0           |
| Papatlo         | 119             | 19            | 44             | 3               | 52           | 0             | 1         | 0          | 0            | 0          | 0               | 0            | 0           |
| Phihitshwane    | 133             | 32            | 54             | 1               | 46           | 0             | 0         | 0          | 0            | 0          | 0               | 0            | 0           |
| Ditlharapa      | 162             | 9             | 35             | 8               | 109          | 0             | 0         | 1          | 0            | 0          | 0               | 0            | 0           |
| Kgoro           | 177             | 16            | 65             | 11              | 83           | 1             | 0         | 1          | 0            | 0          | 0               | 0            | 0           |
| Gathwane        | 304             | 52            | 127            | 14              | 98           | 0             | 0         | 5          | 2            | 5          | 0               | 1            | 0           |
| Digawana        | 709             | 268           | 309            | 17              | 109          | 2             | 0         | 1          | 1            | 0          | 0               | 0            | 0           |
| Magariapitse    | 291             | 9             | 56             | 27              | 128          | 8             | 0         | 19         | 0            | 44         | 0               | 0            | 0           |
| Lejwana         | 129             | 14            | 24             | 0               | 90           | 0             | 0         | 0          | 0            | 0          | 0               | 0            | 1           |
| Mogojagojo      | 439             | 16            | 53             | 3               | 315          | 1             | 0         | 3          | 2            | 43         | 3               | 0            | 0           |
| Mmathethe       | 1902            | 163           | 533            | 155             | 543          | 24            | 6         | 343        | 3            | 124        | 2               | 0            | 2           |
| Mokgomane       | 351             | 16            | 87             | 20              | 141          | 1             | 45        | 41         | 0            | 0          | 0               | 0            | 0           |
| Pitshane Molopo | 596             | 91            | 294            | 53              | 107          | 24            | 1         | 19         | 0            | 0          | 4               | 0            | 1           |
| Sedibeng        | 163             | 13            | 81             | 7               | 49           | 3             | 0         | 10         | 0            | 0          | 0               | 0            | 0           |
| Tswaaneng       | 220             | 10            | 16             | 0               | 146          | 9             | 0         | 37         | 2            | 0          | 0               | 0            | 0           |
| Leporung        | 175             | 8             | 84             | 29              | 48           | 6             | 0         | 0          | 0            | 0          | 0               | 0            | 0           |
| Mmakgori        | 179             | 15            | 35             | 3               | 116          | 0             | 0         | 10         | 0            | 0          | 0               | 0            | 0           |
| Mabule          | 463             | 81            | 155            | 32              | 175          | 0             | 5         | 12         | 0            | 0          | 0               | 0            | 0           |
| Tshidilamolomo  | 213             | 19            | 72             | 15              | 93           | 1             | 7         | 6          | 0            | 0          | 0               | 0            | 0           |
| Metlobo         | 342             | 108           | 103            | 12              | 23           | 6             | 0         | 89         | 0            | 0          | 1               | 0            | 0           |
| Lorwana         | 283             | 75            | 94             | 20              | 90           | 1             | 0         | 1          | 0            | 1          | 0               | 0            | 0           |
| Sekhutlane      | 240             | 14            | 11             | 2               | 190          | 0             | 0         | 22         | 0            | 0          | 1               | 0            | 0           |
| Other           | 1586            | 140           | 306            | 41              | 963          | 7             | 0         | 99         | 0            | 17         | 4               | 0            | 0           |
| <b>Total</b>    | <b>13784</b>    | <b>2353</b>   | <b>4163</b>    | <b>808</b>      | <b>5176</b>  | <b>122</b>    | <b>68</b> | <b>799</b> | <b>11</b>    | <b>235</b> | <b>17</b>       | <b>2</b>     | <b>4</b>    |

Table 13b: Percent of Principal Source of Portable Water by Village in Barolong District 2011 (%)

| Villages        | Access to water |               |                |                 |              |               |            |                                 | Access to water                     |            |            |                 |              |             |  |
|-----------------|-----------------|---------------|----------------|-----------------|--------------|---------------|------------|---------------------------------|-------------------------------------|------------|------------|-----------------|--------------|-------------|--|
|                 | Households      | Piped indoors | Piped outdoors | Neighbour's tap | Communal tap | Bowser/Tanker | Borehole   | Access to Improved Water Source | Access to Improved Water Source (%) | Well       | Dam/Pan    | Rain water tank | Spring water | Other (NEC) |  |
| Pitsane Siding  | 894             | 22.3          | 29.0           | 4.3             | 44.5         | 0.0           | 0.0        | 894                             | 100.0                               | 0.0        | 0.0        | 0.0             | 0.0          | 0.0         |  |
| Tihareseleele   | 174             | 5.2           | 34.5           | 8.6             | 51.1         | 0.6           | 0.0        | 174                             | 100.0                               | 0.0        | 0.0        | 0.0             | 0.0          | 0.0         |  |
| Pitsana-Potokwe | 193             | 5.7           | 25.9           | 2.6             | 64.8         | 0.0           | 0.5        | 192                             | 99.5                                | 0.0        | 0.0        | 0.0             | 0.0          | 0.0         |  |
| Rakhuna         | 355             | 22.0          | 19.2           | 4.5             | 49.6         | 0.3           | 3.9        | 353                             | 99.4                                | 0.3        | 0.0        | 0.3             | 0.0          | 0.0         |  |
| Dinatshana      | 115             | 10.4          | 26.1           | 0.9             | 62.6         | 0.0           | 0.0        | 115                             | 100.0                               | 0.0        | 0.0        | 0.0             | 0.0          | 0.0         |  |
| Ramatlabama     | 459             | 28.1          | 34.4           | 7.0             | 28.3         | 2.0           | 0.0        | 458                             | 99.8                                | 0.0        | 0.0        | 0.0             | 0.2          | 0.0         |  |
| Good Hope       | 1487            | 37.5          | 40.1           | 10.0            | 12.0         | 0.0           | 0.0        | 1482                            | 99.7                                | 0.0        | 0.1        | 0.0             | 0.0          | 0.0         |  |
| Mokatako        | 344             | 7.0           | 28.2           | 6.7             | 46.2         | 0.0           | 11.0       | 341                             | 99.1                                | 0.6        | 0.0        | 0.3             | 0.0          | 0.0         |  |
| Tswanyaneng     | 173             | 9.8           | 27.2           | 16.2            | 28.3         | 9.8           | 8.7        | 173                             | 100.0                               | 0.0        | 0.0        | 0.0             | 0.0          | 0.0         |  |
| Metlojane       | 185             | 6.5           | 43.8           | 13.0            | 31.4         | 0.0           | 4.9        | 184                             | 99.5                                | 0.0        | 0.0        | 0.0             | 0.0          | 0.0         |  |
| Hebron          | 229             | 50.7          | 34.1           | 2.2             | 11.8         | 0.0           | 1.3        | 229                             | 100.0                               | 0.0        | 0.0        | 0.0             | 0.0          | 0.0         |  |
| Papatlo         | 119             | 16.0          | 37.0           | 2.5             | 43.7         | 0.0           | 0.0        | 118                             | 99.2                                | 0.8        | 0.0        | 0.0             | 0.0          | 0.0         |  |
| Phihitshwane    | 133             | 24.1          | 40.6           | 0.8             | 34.6         | 0.0           | 0.0        | 133                             | 100.0                               | 0.0        | 0.0        | 0.0             | 0.0          | 0.0         |  |
| Ditlharapa      | 162             | 5.6           | 21.6           | 4.9             | 67.3         | 0.0           | 0.6        | 162                             | 100.0                               | 0.0        | 0.0        | 0.0             | 0.0          | 0.0         |  |
| Kgoro           | 177             | 9.0           | 36.7           | 6.2             | 46.9         | 0.6           | 0.6        | 177                             | 100.0                               | 0.0        | 0.0        | 0.0             | 0.0          | 0.0         |  |
| Gathwane        | 304             | 17.1          | 41.8           | 4.6             | 32.2         | 0.0           | 1.6        | 296                             | 97.4                                | 0.0        | 1.6        | 0.0             | 0.3          | 0.0         |  |
| Digawana        | 709             | 37.8          | 43.6           | 2.4             | 15.4         | 0.3           | 0.1        | 706                             | 99.6                                | 0.0        | 0.0        | 0.0             | 0.0          | 0.0         |  |
| Magariapitse    | 291             | 3.1           | 19.2           | 9.3             | 44.0         | 2.7           | 6.5        | 247                             | 84.9                                | 0.0        | 15.1       | 0.0             | 0.0          | 0.0         |  |
| Lejwana         | 129             | 10.9          | 18.6           | 0.0             | 69.8         | 0.0           | 0.0        | 128                             | 99.2                                | 0.0        | 0.0        | 0.0             | 0.0          | 0.8         |  |
| Mogojagojo      | 439             | 3.6           | 12.1           | 0.7             | 71.8         | 0.2           | 0.7        | 391                             | 89.1                                | 0.0        | 9.8        | 0.7             | 0.0          | 0.0         |  |
| Mmathethe       | 1902            | 8.6           | 28.0           | 8.1             | 28.5         | 1.3           | 18.0       | 1761                            | 92.6                                | 0.3        | 6.5        | 0.1             | 0.0          | 0.1         |  |
| Mokgomane       | 351             | 4.6           | 24.8           | 5.7             | 40.2         | 0.3           | 11.7       | 306                             | 87.2                                | 12.8       | 0.0        | 0.0             | 0.0          | 0.0         |  |
| Pitshane Molopo | 596             | 15.3          | 49.3           | 8.9             | 18.0         | 4.0           | 3.2        | 588                             | 98.7                                | 0.2        | 0.0        | 0.7             | 0.0          | 0.2         |  |
| Sedibeng        | 163             | 8.0           | 49.7           | 4.3             | 30.1         | 1.8           | 6.1        | 163                             | 100.0                               | 0.0        | 0.0        | 0.0             | 0.0          | 0.0         |  |
| Tswaaneng       | 220             | 4.5           | 7.3            | 0.0             | 66.4         | 4.1           | 16.8       | 218                             | 99.1                                | 0.0        | 0.0        | 0.0             | 0.0          | 0.0         |  |
| Leporung        | 175             | 4.6           | 48.0           | 16.6            | 27.4         | 3.4           | 0.0        | 175                             | 100.0                               | 0.0        | 0.0        | 0.0             | 0.0          | 0.0         |  |
| Mmakgori        | 179             | 8.4           | 19.6           | 1.7             | 64.8         | 0.0           | 5.6        | 179                             | 100.0                               | 0.0        | 0.0        | 0.0             | 0.0          | 0.0         |  |
| Mabule          | 463             | 17.5          | 33.5           | 6.9             | 37.8         | 0.0           | 2.6        | 455                             | 98.3                                | 1.1        | 0.0        | 0.0             | 0.0          | 0.0         |  |
| Tshidilamolomo  | 213             | 8.9           | 33.8           | 7.0             | 43.7         | 0.5           | 2.8        | 206                             | 96.7                                | 3.3        | 0.0        | 0.0             | 0.0          | 0.0         |  |
| Metlobo         | 342             | 31.6          | 30.1           | 3.5             | 6.7          | 1.8           | 26.0       | 341                             | 99.7                                | 0.0        | 0.0        | 0.3             | 0.0          | 0.0         |  |
| Lorwana         | 283             | 26.5          | 33.2           | 7.1             | 31.8         | 0.4           | 0.4        | 281                             | 99.3                                | 0.0        | 0.4        | 0.0             | 0.0          | 0.0         |  |
| Sekhutlane      | 240             | 5.8           | 4.6            | 0.8             | 79.2         | 0.0           | 9.2        | 239                             | 99.6                                | 0.0        | 0.0        | 0.4             | 0.0          | 0.0         |  |
| Other           | 1586            | 8.8           | 19.3           | 2.6             | 60.7         | 0.4           | 6.2        | 1556                            | 98.1                                | 0.0        | 1.1        | 0.3             | 0.0          | 0.0         |  |
| <b>Total</b>    | <b>13784</b>    | <b>17.1</b>   | <b>30.2</b>    | <b>5.9</b>      | <b>37.6</b>  | <b>0.9</b>    | <b>5.8</b> | <b>13421</b>                    | <b>97.4</b>                         | <b>0.5</b> | <b>1.7</b> | <b>0.1</b>      | <b>0.0</b>   | <b>0.0</b>  |  |

**Table 14a: Access to Sanitation facilities by type and village in Barolong District 2011**

| Villages        | Households   | Own          |            |             |             | Communal     |          |             |             | Neighbour    |            |             |             | Total Access |
|-----------------|--------------|--------------|------------|-------------|-------------|--------------|----------|-------------|-------------|--------------|------------|-------------|-------------|--------------|
|                 |              | Flush toilet | VIP        | Pit latrine | Dry compost | Flush toilet | VIP      | Pit latrine | Dry compost | Flush toilet | VIP        | Pit latrine | Dry compost |              |
| Pitsane Siding  | 894          | 184          | 28         | 499         | 1           | 0            | 0        | 2           | 0           | 1            | 0          | 46          | 0           | 847          |
| Tihareselele    | 174          | 7            | 2          | 79          | 0           | 0            | 0        | 0           | 0           | 0            | 0          | 8           | 0           | 146          |
| Pitsana-Potokwe | 193          | 10           | 0          | 151         | 0           | 0            | 0        | 0           | 0           | 0            | 0          | 23          | 0           | 188          |
| Rakhuna         | 355          | 27           | 0          | 239         | 0           | 1            | 0        | 1           | 0           | 0            | 0          | 60          | 0           | 339          |
| Dinatshana      | 115          | 10           | 60         | 22          | 0           | 0            | 0        | 0           | 0           | 0            | 0          | 0           | 0           | 114          |
| Ramatlabama     | 459          | 90           | 62         | 129         | 0           | 0            | 1        | 0           | 0           | 2            | 7          | 49          | 0           | 457          |
| Good Hope       | 1487         | 402          | 68         | 543         | 2           | 0            | 1        | 0           | 0           | 2            | 4          | 64          | 0           | 1464         |
| Mokatako        | 344          | 21           | 1          | 219         | 2           | 0            | 0        | 0           | 0           | 0            | 0          | 28          | 0           | 311          |
| Tswanyaneng     | 173          | 13           | 0          | 95          | 0           | 0            | 0        | 0           | 0           | 0            | 0          | 17          | 0           | 161          |
| Metlojane       | 185          | 21           | 4          | 141         | 0           | 0            | 0        | 0           | 0           | 0            | 0          | 4           | 0           | 174          |
| Hebron          | 229          | 39           | 0          | 100         | 0           | 1            | 0        | 1           | 0           | 0            | 0          | 5           | 0           | 221          |
| Papatlo         | 119          | 19           | 1          | 86          | 0           | 0            | 0        | 0           | 0           | 0            | 0          | 12          | 0           | 118          |
| Phihitshwane    | 133          | 12           | 0          | 88          | 0           | 0            | 0        | 2           | 0           | 0            | 0          | 25          | 0           | 131          |
| Ditlharapa      | 162          | 11           | 28         | 66          | 0           | 0            | 0        | 0           | 0           | 0            | 8          | 22          | 0           | 154          |
| Kgoro           | 177          | 11           | 50         | 63          | 0           | 0            | 0        | 1           | 0           | 1            | 2          | 36          | 0           | 176          |
| Gathwane        | 304          | 43           | 9          | 155         | 1           | 0            | 0        | 0           | 0           | 0            | 0          | 25          | 0           | 253          |
| Digawana        | 709          | 132          | 40         | 346         | 0           | 1            | 0        | 3           | 1           | 1            | 1          | 34          | 0           | 701          |
| Magoriapitse    | 291          | 18           | 3          | 168         | 1           | 0            | 0        | 0           | 1           | 0            | 0          | 34          | 0           | 245          |
| Lejwana         | 129          | 11           | 57         | 15          | 8           | 0            | 0        | 0           | 0           | 0            | 24         | 12          | 0           | 127          |
| Mogojogojo      | 439          | 8            | 1          | 152         | 1           | 0            | 0        | 2           | 0           | 0            | 0          | 68          | 2           | 338          |
| Mmathethe       | 1902         | 139          | 132        | 553         | 12          | 0            | 1        | 2           | 0           | 1            | 43         | 123         | 0           | 1278         |
| Mokgomane       | 351          | 13           | 1          | 154         | 0           | 0            | 0        | 2           | 0           | 3            | 0          | 10          | 0           | 232          |
| Pitshane Molopo | 596          | 90           | 30         | 315         | 1           | 0            | 0        | 0           | 0           | 0            | 0          | 41          | 0           | 537          |
| Sedibeng        | 163          | 6            | 0          | 89          | 0           | 0            | 0        | 0           | 0           | 0            | 0          | 25          | 0           | 140          |
| Tswaaneng       | 220          | 6            | 0          | 26          | 6           | 0            | 0        | 0           | 0           | 0            | 0          | 0           | 0           | 64           |
| Leporung        | 175          | 10           | 2          | 117         | 0           | 0            | 0        | 0           | 0           | 0            | 0          | 19          | 0           | 149          |
| Mmakgori        | 179          | 11           | 0          | 69          | 0           | 0            | 0        | 0           | 0           | 0            | 0          | 11          | 0           | 91           |
| Mabule          | 463          | 46           | 1          | 230         | 0           | 0            | 0        | 0           | 0           | 0            | 0          | 77          | 0           | 428          |
| Tshidilamolomo  | 213          | 5            | 1          | 6           | 0           | 0            | 0        | 1           | 0           | 1            | 0          | 29          | 0           | 185          |
| Metlobo         | 342          | 21           | 0          | 132         | 0           | 0            | 0        | 0           | 0           | 0            | 0          | 26          | 0           | 194          |
| Lorwana         | 283          | 31           | 1          | 188         | 2           | 0            | 0        | 0           | 0           | 0            | 0          | 35          | 0           | 275          |
| Sekhutlane      | 240          | 8            | 0          | 20          | 0           | 0            | 0        | 0           | 0           | 0            | 3          | 26          | 0           | 104          |
| Other           | 1586         | 103          | 55         | 743         | 19          | 0            | 0        | 3           | 0           | 0            | 11         | 162         | 1           | 1406         |
| <b>Total</b>    | <b>13784</b> | <b>1578</b>  | <b>637</b> | <b>5998</b> | <b>56</b>   | <b>3</b>     | <b>3</b> | <b>20</b>   | <b>2</b>    | <b>12</b>    | <b>103</b> | <b>1156</b> | <b>3</b>    | <b>11748</b> |

**Table 14b: Access to Sanitation facilities by type and village in Barolong District 2011 (%)**

| Villages        | Households   | Own          |            |             |             | Communal     |            |             |             | Neighbour    |            |             |             | Total Access |
|-----------------|--------------|--------------|------------|-------------|-------------|--------------|------------|-------------|-------------|--------------|------------|-------------|-------------|--------------|
|                 |              | Flush toilet | VIP        | Pit latrine | Dry compost | Flush toilet | VIP        | Pit latrine | Dry compost | Flush toilet | VIP        | Pit latrine | Dry compost |              |
| Pitsane Siding  | 894          | 20.6         | 3.1        | 55.8        | 0.1         | 0.0          | 0.0        | 0.2         | 0.0         | 0.1          | 0.0        | 5.1         | 0.0         | 94.7         |
| Tihareselele    | 174          | 4.0          | 1.1        | 45.4        | 0.0         | 0.0          | 0.0        | 0.0         | 0.0         | 0.0          | 0.0        | 4.6         | 0.0         | 83.9         |
| Pitsana-Potokwe | 193          | 5.2          | 0.0        | 78.2        | 0.0         | 0.0          | 0.0        | 0.0         | 0.0         | 0.0          | 0.0        | 11.9        | 0.0         | 97.4         |
| Rakhuna         | 355          | 7.6          | 0.0        | 67.3        | 0.0         | 0.3          | 0.0        | 0.3         | 0.0         | 0.0          | 0.0        | 16.9        | 0.0         | 95.5         |
| Dinatshana      | 115          | 8.7          | 52.2       | 19.1        | 0.0         | 0.0          | 0.0        | 0.0         | 0.0         | 0.0          | 0.0        | 0.0         | 0.0         | 99.1         |
| Ramatlabama     | 459          | 19.6         | 13.5       | 28.1        | 0.0         | 0.0          | 0.2        | 0.0         | 0.0         | 0.4          | 1.5        | 10.7        | 0.0         | 99.6         |
| Good Hope       | 1487         | 27.0         | 4.6        | 36.5        | 0.1         | 0.0          | 0.1        | 0.0         | 0.0         | 0.1          | 0.3        | 4.3         | 0.0         | 98.5         |
| Mokatako        | 344          | 6.1          | 0.3        | 63.7        | 0.6         | 0.0          | 0.0        | 0.0         | 0.0         | 0.0          | 0.0        | 8.1         | 0.0         | 90.4         |
| Tswanyaneng     | 173          | 7.5          | 0.0        | 54.9        | 0.0         | 0.0          | 0.0        | 0.0         | 0.0         | 0.0          | 0.0        | 9.8         | 0.0         | 93.1         |
| Metlojane       | 185          | 11.4         | 2.2        | 76.2        | 0.0         | 0.0          | 0.0        | 0.0         | 0.0         | 0.0          | 0.0        | 2.2         | 0.0         | 94.1         |
| Hebron          | 229          | 17.0         | 0.0        | 43.7        | 0.0         | 0.4          | 0.0        | 0.4         | 0.0         | 0.0          | 0.0        | 2.2         | 0.0         | 96.5         |
| Papatlo         | 119          | 16.0         | 0.8        | 72.3        | 0.0         | 0.0          | 0.0        | 0.0         | 0.0         | 0.0          | 0.0        | 10.1        | 0.0         | 99.2         |
| Phihitshwane    | 133          | 9.0          | 0.0        | 66.2        | 0.0         | 0.0          | 0.0        | 1.5         | 0.0         | 0.0          | 0.0        | 18.8        | 0.0         | 98.5         |
| Ditlharapa      | 162          | 6.8          | 17.3       | 40.7        | 0.0         | 0.0          | 0.0        | 0.0         | 0.0         | 0.0          | 4.9        | 13.6        | 0.0         | 95.1         |
| Kgoro           | 177          | 6.2          | 28.2       | 35.6        | 0.0         | 0.0          | 0.0        | 0.6         | 0.0         | 0.6          | 1.1        | 20.3        | 0.0         | 99.4         |
| Gathwane        | 304          | 14.1         | 3.0        | 51.0        | 0.3         | 0.0          | 0.0        | 0.0         | 0.0         | 0.0          | 0.0        | 8.2         | 0.0         | 83.2         |
| Digawana        | 709          | 18.6         | 5.6        | 48.8        | 0.0         | 0.1          | 0.0        | 0.4         | 0.1         | 0.1          | 0.1        | 4.8         | 0.0         | 98.9         |
| Magoriapitse    | 291          | 6.2          | 1.0        | 57.7        | 0.3         | 0.0          | 0.0        | 0.0         | 0.3         | 0.0          | 0.0        | 11.7        | 0.0         | 84.2         |
| Lejwana         | 129          | 8.5          | 44.2       | 11.6        | 6.2         | 0.0          | 0.0        | 0.0         | 0.0         | 0.0          | 18.6       | 9.3         | 0.0         | 98.4         |
| Mogojogojo      | 439          | 1.8          | 0.2        | 34.6        | 0.2         | 0.0          | 0.0        | 0.5         | 0.0         | 0.0          | 0.0        | 15.5        | 0.5         | 77.0         |
| Mmathethe       | 1902         | 7.3          | 6.9        | 29.1        | 0.6         | 0.0          | 0.1        | 0.1         | 0.0         | 0.1          | 2.3        | 6.5         | 0.0         | 67.2         |
| Mokgomane       | 351          | 3.7          | 0.3        | 43.9        | 0.0         | 0.0          | 0.0        | 0.6         | 0.0         | 0.9          | 0.0        | 2.8         | 0.0         | 66.1         |
| Pitshane Molopo | 596          | 15.1         | 5.0        | 52.9        | 0.2         | 0.0          | 0.0        | 0.0         | 0.0         | 0.0          | 0.0        | 6.9         | 0.0         | 90.1         |
| Sedibeng        | 163          | 3.7          | 0.0        | 54.6        | 0.0         | 0.0          | 0.0        | 0.0         | 0.0         | 0.0          | 0.0        | 15.3        | 0.0         | 85.9         |
| Tswaaneng       | 220          | 2.7          | 0.0        | 11.8        | 2.7         | 0.0          | 0.0        | 0.0         | 0.0         | 0.0          | 0.0        | 0.0         | 0.0         | 29.1         |
| Leporung        | 175          | 5.7          | 1.1        | 66.9        | 0.0         | 0.0          | 0.0        | 0.0         | 0.0         | 0.0          | 0.0        | 10.9        | 0.0         | 85.1         |
| Mmakgori        | 179          | 6.1          | 0.0        | 38.5        | 0.0         | 0.0          | 0.0        | 0.0         | 0.0         | 0.0          | 0.0        | 6.1         | 0.0         | 50.8         |
| Mabule          | 463          | 9.9          | 0.2        | 49.7        | 0.0         | 0.0          | 0.0        | 0.0         | 0.0         | 0.0          | 0.0        | 16.6        | 0.0         | 92.4         |
| Tshidilamolomo  | 213          | 2.3          | 0.5        | 2.8         | 0.0         | 0.0          | 0.0        | 0.5         | 0.0         | 0.5          | 0.0        | 13.6        | 0.0         | 86.9         |
| Metlobo         | 342          | 6.1          | 0.0        | 38.6        | 0.0         | 0.0          | 0.0        | 0.0         | 0.0         | 0.0          | 0.0        | 7.6         | 0.0         | 56.7         |
| Lorwana         | 283          | 11.0         | 0.4        | 66.4        | 0.7         | 0.0          | 0.0        | 0.0         | 0.0         | 0.0          | 0.0        | 12.4        | 0.0         | 97.2         |
| Sekhutlane      | 240          | 3.3          | 0.0        | 8.3         | 0.0         | 0.0          | 0.0        | 0.0         | 0.0         | 0.0          | 1.3        | 10.8        | 0.0         | 43.3         |
| Other           | 1586         | 6.5          | 3.5        | 46.8        | 1.2         | 0.0          | 0.0        | 0.2         | 0.0         | 0.0          | 0.7        | 10.2        | 0.1         | 88.7         |
| <b>Total</b>    | <b>13784</b> | <b>11.4</b>  | <b>4.6</b> | <b>43.5</b> | <b>0.4</b>  | <b>0.0</b>   | <b>0.0</b> | <b>0.1</b>  | <b>0.0</b>  | <b>0.1</b>   | <b>0.7</b> | <b>8.4</b>  | <b>0.0</b>  | <b>85.2</b>  |

**Table 15A: Refuse Disposal by Village in Barolong District 2011**

| Villages        | Refuse Disposal     |                       |             |                     |             |                              |             | Total        |
|-----------------|---------------------|-----------------------|-------------|---------------------|-------------|------------------------------|-------------|--------------|
|                 | Regularly collected | Irregularly collected | Burning     | Roadside collection | Rubbish pit | Take rubbish to dumping site | Other (NEC) |              |
| Pitsane Siding  | 58                  | 118                   | 223         | 264                 | 229         | 2                            | 0           | 894          |
| Tlhareseleele   | 3                   | 7                     | 14          | 56                  | 94          | 0                            | 0           | 174          |
| Pitsana-Potokwe | 57                  | 7                     | 22          | 68                  | 37          | 0                            | 1           | 192          |
| Rakhuna         | 90                  | 3                     | 55          | 51                  | 155         | 0                            | 0           | 354          |
| Dinatshana      | 0                   | 5                     | 98          | 9                   | 3           | 0                            | 0           | 115          |
| Ramatlabama     | 99                  | 46                    | 36          | 46                  | 232         | 0                            | 0           | 459          |
| Good Hope       | 331                 | 162                   | 154         | 450                 | 353         | 29                           | 5           | 1484         |
| Mokatako        | 46                  | 7                     | 71          | 111                 | 108         | 0                            | 1           | 344          |
| Tswanyaneng     | 20                  | 7                     | 22          | 47                  | 76          | 1                            | 0           | 173          |
| Metlojane       | 22                  | 4                     | 15          | 21                  | 122         | 0                            | 0           | 184          |
| Hebron          | 0                   | 1                     | 9           | 195                 | 24          | 0                            | 0           | 229          |
| Papatlo         | 0                   | 0                     | 1           | 112                 | 6           | 0                            | 0           | 119          |
| Phihitshwane    | 0                   | 25                    | 21          | 0                   | 87          | 0                            | 0           | 133          |
| Ditlharapa      | 5                   | 0                     | 35          | 52                  | 70          | 0                            | 0           | 162          |
| Kgoro           | 8                   | 4                     | 10          | 6                   | 149         | 0                            | 0           | 177          |
| Gathwane        | 45                  | 5                     | 46          | 132                 | 75          | 0                            | 1           | 304          |
| Digawana        | 56                  | 11                    | 17          | 566                 | 56          | 0                            | 1           | 707          |
| Magoriapitse    | 67                  | 1                     | 50          | 83                  | 89          | 0                            | 1           | 291          |
| Lejwana         | 0                   | 52                    | 1           | 25                  | 51          | 0                            | 0           | 129          |
| Mogojogojo      | 26                  | 1                     | 51          | 190                 | 171         | 0                            | 0           | 439          |
| Mmathethe       | 61                  | 85                    | 519         | 320                 | 907         | 1                            | 5           | 1898         |
| Mokgomane       | 68                  | 17                    | 68          | 64                  | 130         | 1                            | 3           | 351          |
| Pitshane Molopo | 62                  | 21                    | 101         | 182                 | 228         | 0                            | 0           | 594          |
| Sedibeng        | 2                   | 4                     | 12          | 86                  | 59          | 0                            | 0           | 163          |
| Tswaaneng       | 1                   | 9                     | 76          | 82                  | 50          | 0                            | 2           | 220          |
| Leporung        | 1                   | 0                     | 27          | 0                   | 147         | 0                            | 0           | 175          |
| Mmakgori        | 3                   | 5                     | 30          | 10                  | 129         | 0                            | 2           | 179          |
| Mabule          | 114                 | 6                     | 125         | 31                  | 184         | 0                            | 0           | 460          |
| Tshidilamolomo  | 19                  | 4                     | 32          | 2                   | 156         | 0                            | 0           | 213          |
| Metlobo         | 32                  | 0                     | 63          | 164                 | 82          | 0                            | 1           | 342          |
| Lorwana         | 0                   | 0                     | 8           | 240                 | 34          | 0                            | 0           | 282          |
| Sekhutlane      | 25                  | 3                     | 41          | 5                   | 165         | 0                            | 1           | 240          |
| Other           | 260                 | 66                    | 183         | 492                 | 574         | 0                            | 2           | 1577         |
| <b>Total</b>    | <b>1581</b>         | <b>686</b>            | <b>2236</b> | <b>4162</b>         | <b>5032</b> | <b>34</b>                    | <b>26</b>   | <b>13757</b> |

**Table 15B: Refuse Disposal by Village in Barolong District 2011**

| Villages        | Total        | Refuse Disposal     |                       |             |                     |             |                              |             |
|-----------------|--------------|---------------------|-----------------------|-------------|---------------------|-------------|------------------------------|-------------|
|                 |              | Regularly collected | Irregularly collected | Burning     | Roadside collection | Rubbish pit | Take rubbish to dumping site | Other (NEC) |
| Pitsane Siding  | 894          | 6.5                 | 13.2                  | 24.9        | 29.5                | 25.6        | 0.2                          | 0.0         |
| Tlhareseleele   | 174          | 1.7                 | 4.0                   | 8.0         | 32.2                | 54.0        | 0.0                          | 0.0         |
| Pitsana-Potokwe | 192          | 29.7                | 3.6                   | 11.5        | 35.4                | 19.3        | 0.0                          | 0.5         |
| Rakhuna         | 354          | 25.4                | 0.8                   | 15.5        | 14.4                | 43.8        | 0.0                          | 0.0         |
| Dinatshana      | 115          | 0.0                 | 4.3                   | 85.2        | 7.8                 | 2.6         | 0.0                          | 0.0         |
| Ramatlabama     | 459          | 21.6                | 10.0                  | 7.8         | 10.0                | 50.5        | 0.0                          | 0.0         |
| Good Hope       | 1484         | 22.3                | 10.9                  | 10.4        | 30.3                | 23.8        | 2.0                          | 0.3         |
| Mokatako        | 344          | 13.4                | 2.0                   | 20.6        | 32.3                | 31.4        | 0.0                          | 0.3         |
| Tswanyaneng     | 173          | 11.6                | 4.0                   | 12.7        | 27.2                | 43.9        | 0.6                          | 0.0         |
| Metlojane       | 184          | 12.0                | 2.2                   | 8.2         | 11.4                | 66.3        | 0.0                          | 0.0         |
| Hebron          | 229          | 0.0                 | 0.4                   | 3.9         | 85.2                | 10.5        | 0.0                          | 0.0         |
| Papatlo         | 119          | 0.0                 | 0.0                   | 0.8         | 94.1                | 5.0         | 0.0                          | 0.0         |
| Phihitshwane    | 133          | 0.0                 | 18.8                  | 15.8        | 0.0                 | 65.4        | 0.0                          | 0.0         |
| Ditlharapa      | 162          | 3.1                 | 0.0                   | 21.6        | 32.1                | 43.2        | 0.0                          | 0.0         |
| Kgoro           | 177          | 4.5                 | 2.3                   | 5.6         | 3.4                 | 84.2        | 0.0                          | 0.0         |
| Gathwane        | 304          | 14.8                | 1.6                   | 15.1        | 43.4                | 24.7        | 0.0                          | 0.3         |
| Digawana        | 707          | 7.9                 | 1.6                   | 2.4         | 80.1                | 7.9         | 0.0                          | 0.1         |
| Magoriapitse    | 291          | 23.0                | 0.3                   | 17.2        | 28.5                | 30.6        | 0.0                          | 0.3         |
| Lejwana         | 129          | 0.0                 | 40.3                  | 0.8         | 19.4                | 39.5        | 0.0                          | 0.0         |
| Mogojogojo      | 439          | 5.9                 | 0.2                   | 11.6        | 43.3                | 39.0        | 0.0                          | 0.0         |
| Mmathethe       | 1898         | 3.2                 | 4.5                   | 27.3        | 16.9                | 47.8        | 0.1                          | 0.3         |
| Mokgomane       | 351          | 19.4                | 4.8                   | 19.4        | 18.2                | 37.0        | 0.3                          | 0.9         |
| Pitshane Molopo | 594          | 10.4                | 3.5                   | 17.0        | 30.6                | 38.4        | 0.0                          | 0.0         |
| Sedibeng        | 163          | 1.2                 | 2.5                   | 7.4         | 52.8                | 36.2        | 0.0                          | 0.0         |
| Tswaaneng       | 220          | 0.5                 | 4.1                   | 34.5        | 37.3                | 22.7        | 0.0                          | 0.9         |
| Leporung        | 175          | 0.6                 | 0.0                   | 15.4        | 0.0                 | 84.0        | 0.0                          | 0.0         |
| Mmakgori        | 179          | 1.7                 | 2.8                   | 16.8        | 5.6                 | 72.1        | 0.0                          | 1.1         |
| Mabule          | 460          | 24.8                | 1.3                   | 27.2        | 6.7                 | 40.0        | 0.0                          | 0.0         |
| Tshidilamolomo  | 213          | 8.9                 | 1.9                   | 15.0        | 0.9                 | 73.2        | 0.0                          | 0.0         |
| Metlobo         | 342          | 9.4                 | 0.0                   | 18.4        | 48.0                | 24.0        | 0.0                          | 0.3         |
| Lorwana         | 282          | 0.0                 | 0.0                   | 2.8         | 85.1                | 12.1        | 0.0                          | 0.0         |
| Sekhutlane      | 240          | 10.4                | 1.3                   | 17.1        | 2.1                 | 68.8        | 0.0                          | 0.4         |
| Other           | 1577         | 16.5                | 4.2                   | 11.6        | 31.2                | 36.4        | 0.0                          | 0.1         |
| <b>Total</b>    | <b>13757</b> | <b>11.5</b>         | <b>5.0</b>            | <b>16.3</b> | <b>30.3</b>         | <b>36.6</b> | <b>0.2</b>                   | <b>0.2</b>  |



**Table 16a: Principal Source of Fuel for Lighting in Barolong District 2011**

| Villages        | Principal Source of Fuel for Lighting |                  |           |           |             |           |          |            |             |             |           |
|-----------------|---------------------------------------|------------------|-----------|-----------|-------------|-----------|----------|------------|-------------|-------------|-----------|
|                 | Total                                 | Electricity grid | Petrol    | Diesel    | Solar power | Gas (LPG) | Bio gas  | Wood       | Paraffin    | Candle      | Other     |
| Pitsane Siding  | 894                                   | 433              | 4         | 0         | 1           | 2         | 1        | 3          | 276         | 174         | 0         |
| Tihareseleele   | 174                                   | 44               | 0         | 0         | 1           | 1         | 0        | 0          | 53          | 75          | 0         |
| Pitsana-Potokwe | 192                                   | 44               | 0         | 0         | 1           | 1         | 0        | 1          | 124         | 21          | 0         |
| Rakhuna         | 355                                   | 78               | 0         | 0         | 1           | 1         | 0        | 1          | 129         | 145         | 0         |
| Dinatshana      | 115                                   | 8                | 0         | 0         | 2           | 0         | 0        | 1          | 52          | 52          | 0         |
| Ramatlabama     | 459                                   | 235              | 9         | 0         | 1           | 1         | 0        | 2          | 96          | 113         | 2         |
| Good Hope       | 1484                                  | 997              | 1         | 0         | 4           | 10        | 0        | 5          | 283         | 183         | 1         |
| Mokatako        | 344                                   | 80               | 1         | 3         | 2           | 0         | 0        | 5          | 133         | 119         | 1         |
| Tswanyaneng     | 173                                   | 12               | 0         | 0         | 11          | 0         | 0        | 1          | 80          | 68          | 1         |
| Metlojane       | 184                                   | 53               | 0         | 0         | 0           | 0         | 0        | 0          | 93          | 38          | 0         |
| Hebron          | 229                                   | 67               | 0         | 1         | 4           | 0         | 0        | 0          | 103         | 54          | 0         |
| Papatlo         | 119                                   | 0                | 2         | 0         | 2           | 0         | 0        | 0          | 84          | 31          | 0         |
| Phihitshwane    | 133                                   | 0                | 1         | 1         | 9           | 1         | 0        | 0          | 61          | 60          | 0         |
| Ditlharapa      | 162                                   | 0                | 2         | 1         | 2           | 0         | 0        | 0          | 91          | 66          | 0         |
| Kgoro           | 177                                   | 65               | 0         | 0         | 0           | 0         | 0        | 0          | 56          | 56          | 0         |
| Gathwane        | 304                                   | 129              | 0         | 0         | 1           | 0         | 0        | 1          | 150         | 23          | 0         |
| Digawana        | 707                                   | 466              | 0         | 0         | 1           | 0         | 0        | 2          | 189         | 48          | 1         |
| Magoriapitse    | 291                                   | 16               | 3         | 3         | 4           | 0         | 0        | 9          | 221         | 33          | 2         |
| Lejwana         | 129                                   | 19               | 1         | 0         | 2           | 0         | 0        | 0          | 100         | 6           | 1         |
| Mogojagojo      | 439                                   | 18               | 7         | 1         | 2           | 1         | 0        | 3          | 279         | 128         | 0         |
| Mmathethe       | 1898                                  | 397              | 1         | 13        | 4           | 1         | 0        | 73         | 1177        | 227         | 5         |
| Mokgomane       | 351                                   | 69               | 1         | 4         | 5           | 1         | 0        | 8          | 217         | 42          | 4         |
| Pitshane Molapo | 594                                   | 271              | 1         | 1         | 2           | 2         | 0        | 27         | 152         | 137         | 1         |
| Sedibeng        | 163                                   | 45               | 0         | 2         | 0           | 0         | 0        | 7          | 70          | 39          | 0         |
| Tswaaneng       | 220                                   | 0                | 0         | 6         | 2           | 0         | 0        | 22         | 135         | 55          | 0         |
| Leporung        | 175                                   | 0                | 1         | 0         | 6           | 0         | 0        | 5          | 68          | 95          | 0         |
| Mmakgori        | 179                                   | 1                | 0         | 1         | 4           | 0         | 0        | 9          | 57          | 107         | 0         |
| Mabule          | 460                                   | 137              | 0         | 3         | 1           | 0         | 0        | 13         | 126         | 180         | 0         |
| Tshidilamolomo  | 213                                   | 26               | 0         | 1         | 3           | 0         | 0        | 7          | 84          | 92          | 0         |
| Metlobo         | 342                                   | 1                | 0         | 20        | 1           | 0         | 0        | 28         | 248         | 41          | 3         |
| Lorwana         | 282                                   | 143              | 0         | 0         | 0           | 0         | 0        | 1          | 131         | 7           | 0         |
| Sekhutlane      | 240                                   | 0                | 0         | 14        | 7           | 0         | 0        | 34         | 33          | 152         | 0         |
| Other           | 1577                                  | 68               | 5         | 5         | 32          | 3         | 0        | 26         | 948         | 486         | 4         |
| <b>Total</b>    | <b>13758</b>                          | <b>3922</b>      | <b>40</b> | <b>80</b> | <b>118</b>  | <b>25</b> | <b>1</b> | <b>294</b> | <b>6099</b> | <b>3153</b> | <b>26</b> |

**Table 16b: Principal Source of Fuel for Lighting in Barolong District 2011 (%)**

| Villages        | Principal Source of Fuel for Lighting |                  |            |            |             |            |            |            |             |             |            |
|-----------------|---------------------------------------|------------------|------------|------------|-------------|------------|------------|------------|-------------|-------------|------------|
|                 | Total                                 | Electricity grid | Petrol     | Diesel     | Solar power | Gas (LPG)  | Bio gas    | Wood       | Paraffin    | Candle      | Other      |
| Pitsane Siding  | 894                                   | 48.4             | 0.4        | 0.0        | 0.1         | 0.2        | 0.1        | 0.3        | 30.9        | 19.5        | 0.0        |
| Tihareseleele   | 174                                   | 25.3             | 0.0        | 0.0        | 0.6         | 0.6        | 0.0        | 0.0        | 30.5        | 43.1        | 0.0        |
| Pitsana-Potokwe | 192                                   | 22.9             | 0.0        | 0.0        | 0.5         | 0.5        | 0.0        | 0.5        | 64.6        | 10.9        | 0.0        |
| Rakhuna         | 355                                   | 22.0             | 0.0        | 0.0        | 0.3         | 0.3        | 0.0        | 0.3        | 36.3        | 40.8        | 0.0        |
| Dinatshana      | 115                                   | 7.0              | 0.0        | 0.0        | 1.7         | 0.0        | 0.0        | 0.9        | 45.2        | 45.2        | 0.0        |
| Ramatlabama     | 459                                   | 51.2             | 2.0        | 0.0        | 0.2         | 0.2        | 0.0        | 0.4        | 20.9        | 24.6        | 0.4        |
| Good Hope       | 1484                                  | 67.2             | 0.1        | 0.0        | 0.3         | 0.7        | 0.0        | 0.3        | 19.1        | 12.3        | 0.1        |
| Mokatako        | 344                                   | 23.3             | 0.3        | 0.9        | 0.6         | 0.0        | 0.0        | 1.5        | 38.7        | 34.6        | 0.3        |
| Tswanyaneng     | 173                                   | 6.9              | 0.0        | 0.0        | 6.4         | 0.0        | 0.0        | 0.6        | 46.2        | 39.3        | 0.6        |
| Metlojane       | 184                                   | 28.8             | 0.0        | 0.0        | 0.0         | 0.0        | 0.0        | 0.0        | 50.5        | 20.7        | 0.0        |
| Hebron          | 229                                   | 29.3             | 0.0        | 0.4        | 1.7         | 0.0        | 0.0        | 0.0        | 45.0        | 23.6        | 0.0        |
| Papatlo         | 119                                   | 0.0              | 1.7        | 0.0        | 1.7         | 0.0        | 0.0        | 0.0        | 70.6        | 26.1        | 0.0        |
| Phihitshwane    | 133                                   | 0.0              | 0.8        | 0.8        | 6.8         | 0.8        | 0.0        | 0.0        | 45.9        | 45.1        | 0.0        |
| Ditlharapa      | 162                                   | 0.0              | 1.2        | 0.6        | 1.2         | 0.0        | 0.0        | 0.0        | 56.2        | 40.7        | 0.0        |
| Kgoro           | 177                                   | 36.7             | 0.0        | 0.0        | 0.0         | 0.0        | 0.0        | 0.0        | 31.6        | 31.6        | 0.0        |
| Gathwane        | 304                                   | 42.4             | 0.0        | 0.0        | 0.3         | 0.0        | 0.0        | 0.3        | 49.3        | 7.6         | 0.0        |
| Digawana        | 707                                   | 65.9             | 0.0        | 0.0        | 0.1         | 0.0        | 0.0        | 0.3        | 26.7        | 6.8         | 0.1        |
| Magoriapitse    | 291                                   | 5.5              | 1.0        | 1.0        | 1.4         | 0.0        | 0.0        | 3.1        | 75.9        | 11.3        | 0.7        |
| Lejwana         | 129                                   | 14.7             | 0.8        | 0.0        | 1.6         | 0.0        | 0.0        | 0.0        | 77.5        | 4.7         | 0.8        |
| Mogojagojo      | 439                                   | 4.1              | 1.6        | 0.2        | 0.5         | 0.2        | 0.0        | 0.7        | 63.6        | 29.2        | 0.0        |
| Mmathethe       | 1898                                  | 20.9             | 0.1        | 0.7        | 0.2         | 0.1        | 0.0        | 3.8        | 62.0        | 12.0        | 0.3        |
| Mokgomane       | 351                                   | 19.7             | 0.3        | 1.1        | 1.4         | 0.3        | 0.0        | 2.3        | 61.8        | 12.0        | 1.1        |
| Pitshane Molapo | 594                                   | 45.6             | 0.2        | 0.2        | 0.3         | 0.3        | 0.0        | 4.5        | 25.6        | 23.1        | 0.2        |
| Sedibeng        | 163                                   | 27.6             | 0.0        | 1.2        | 0.0         | 0.0        | 0.0        | 4.3        | 42.9        | 23.9        | 0.0        |
| Tswaaneng       | 220                                   | 0.0              | 0.0        | 2.7        | 0.9         | 0.0        | 0.0        | 10.0       | 61.4        | 25.0        | 0.0        |
| Leporung        | 175                                   | 0.0              | 0.6        | 0.0        | 3.4         | 0.0        | 0.0        | 2.9        | 38.9        | 54.3        | 0.0        |
| Mmakgori        | 179                                   | 0.6              | 0.0        | 0.6        | 2.2         | 0.0        | 0.0        | 5.0        | 31.8        | 59.8        | 0.0        |
| Mabule          | 460                                   | 29.8             | 0.0        | 0.7        | 0.2         | 0.0        | 0.0        | 2.8        | 27.4        | 39.1        | 0.0        |
| Tshidilamolomo  | 213                                   | 12.2             | 0.0        | 0.5        | 1.4         | 0.0        | 0.0        | 3.3        | 39.4        | 43.2        | 0.0        |
| Metlobo         | 342                                   | 0.3              | 0.0        | 5.8        | 0.3         | 0.0        | 0.0        | 8.2        | 72.5        | 12.0        | 0.9        |
| Lorwana         | 282                                   | 50.7             | 0.0        | 0.0        | 0.0         | 0.0        | 0.0        | 0.4        | 46.5        | 2.5         | 0.0        |
| Sekhutlane      | 240                                   | 0.0              | 0.0        | 5.8        | 2.9         | 0.0        | 0.0        | 14.2       | 13.8        | 63.3        | 0.0        |
| Other           | 1577                                  | 4.3              | 0.3        | 0.3        | 2.0         | 0.2        | 0.0        | 1.6        | 60.1        | 30.8        | 0.3        |
| <b>Total</b>    | <b>13758</b>                          | <b>28.5</b>      | <b>0.3</b> | <b>0.6</b> | <b>0.9</b>  | <b>0.2</b> | <b>0.0</b> | <b>2.1</b> | <b>44.3</b> | <b>22.9</b> | <b>0.2</b> |

**Table 17a Principal Source of Fuel for Cooking in Barolong District 2011**

| Villages        | Principal Source of Fuel for Cooking |                  |          |          |             |             |           |             |            |            |          |            |           |          |
|-----------------|--------------------------------------|------------------|----------|----------|-------------|-------------|-----------|-------------|------------|------------|----------|------------|-----------|----------|
|                 | Total                                | Electricity grid | Petrol   | Diesel   | Solar power | Gas (LPG)   | Bio gas   | Wood        | Paraffin   | Cow Dung   | Coal     | Crop waste | Charcoal  | Other    |
| Pitsane Siding  | 894                                  | 181              | 3        | 0        | 0           | 384         | 4         | 272         | 27         | 23         | 0        | 0          | 0         | 0        |
| Tihareseleele   | 174                                  | 9                | 0        | 0        | 0           | 51          | 0         | 98          | 3          | 13         | 0        | 0          | 0         | 0        |
| Pitsana-Potokwe | 192                                  | 7                | 0        | 0        | 2           | 66          | 0         | 111         | 5          | 1          | 0        | 0          | 0         | 0        |
| Rakhuna         | 355                                  | 32               | 0        | 0        | 0           | 60          | 1         | 229         | 10         | 23         | 0        | 0          | 0         | 0        |
| Dinatshana      | 115                                  | 4                | 0        | 0        | 3           | 24          | 0         | 81          | 3          | 0          | 0        | 0          | 0         | 0        |
| Ramatlabama     | 459                                  | 96               | 0        | 0        | 0           | 165         | 2         | 167         | 11         | 15         | 0        | 0          | 0         | 3        |
| Good Hope       | 1484                                 | 343              | 1        | 0        | 1           | 746         | 19        | 309         | 42         | 8          | 1        | 0          | 14        | 0        |
| Mokatako        | 344                                  | 29               | 0        | 0        | 0           | 30          | 1         | 277         | 5          | 2          | 0        | 0          | 0         | 0        |
| Tswanyaneng     | 173                                  | 3                | 0        | 0        | 0           | 30          | 0         | 136         | 2          | 1          | 0        | 0          | 1         | 0        |
| Metlojane       | 184                                  | 16               | 0        | 0        | 1           | 64          | 1         | 102         | 0          | 0          | 0        | 0          | 0         | 0        |
| Hebron          | 229                                  | 15               | 0        | 0        | 0           | 61          | 19        | 130         | 2          | 2          | 0        | 0          | 0         | 0        |
| Papatlo         | 119                                  | 0                | 0        | 0        | 0           | 37          | 0         | 74          | 3          | 5          | 0        | 0          | 0         | 0        |
| Phihitshwane    | 133                                  | 0                | 0        | 1        | 1           | 40          | 0         | 71          | 2          | 17         | 1        | 0          | 0         | 0        |
| Ditlharapa      | 162                                  | 0                | 0        | 0        | 0           | 34          | 0         | 123         | 4          | 0          | 0        | 0          | 1         | 0        |
| Kgoro           | 177                                  | 20               | 0        | 0        | 0           | 39          | 0         | 64          | 2          | 48         | 0        | 0          | 1         | 3        |
| Gathwane        | 304                                  | 43               | 0        | 0        | 0           | 69          | 0         | 177         | 6          | 9          | 0        | 0          | 0         | 0        |
| Digawana        | 707                                  | 141              | 0        | 0        | 1           | 237         | 1         | 317         | 2          | 8          | 0        | 0          | 0         | 0        |
| Magoriapitse    | 291                                  | 3                | 0        | 0        | 0           | 38          | 0         | 248         | 1          | 1          | 0        | 0          | 0         | 0        |
| Lejwana         | 129                                  | 11               | 0        | 0        | 0           | 35          | 0         | 77          | 6          | 0          | 0        | 0          | 0         | 0        |
| Mogojogojo      | 439                                  | 3                | 0        | 2        | 1           | 56          | 0         | 371         | 6          | 0          | 0        | 0          | 0         | 0        |
| Mmathethe       | 1898                                 | 109              | 1        | 0        | 0           | 280         | 8         | 1470        | 23         | 4          | 0        | 0          | 3         | 0        |
| Mokgomane       | 351                                  | 12               | 0        | 0        | 0           | 23          | 1         | 311         | 3          | 1          | 0        | 0          | 0         | 0        |
| Pitshane Molopo | 594                                  | 83               | 0        | 0        | 1           | 184         | 0         | 309         | 13         | 4          | 0        | 0          | 0         | 0        |
| Sedibeng        | 163                                  | 4                | 0        | 0        | 0           | 28          | 0         | 131         | 0          | 0          | 0        | 0          | 0         | 0        |
| Tswaaneng       | 220                                  | 0                | 0        | 0        | 0           | 8           | 0         | 211         | 1          | 0          | 0        | 0          | 0         | 0        |
| Leporung        | 175                                  | 0                | 0        | 0        | 1           | 21          | 0         | 153         | 0          | 0          | 0        | 0          | 0         | 0        |
| Mmakgori        | 179                                  | 0                | 0        | 0        | 0           | 30          | 0         | 149         | 0          | 0          | 0        | 0          | 0         | 0        |
| Mabule          | 460                                  | 39               | 0        | 0        | 0           | 59          | 1         | 357         | 2          | 2          | 0        | 0          | 0         | 0        |
| Tshidilamolomo  | 213                                  | 3                | 0        | 0        | 0           | 28          | 0         | 181         | 1          | 0          | 0        | 0          | 0         | 0        |
| Metlobo         | 342                                  | 0                | 0        | 0        | 0           | 27          | 10        | 301         | 4          | 0          | 0        | 0          | 0         | 0        |
| Lorwana         | 282                                  | 36               | 0        | 0        | 0           | 87          | 0         | 152         | 7          | 0          | 0        | 0          | 0         | 0        |
| Sekhutlane      | 240                                  | 0                | 0        | 0        | 0           | 16          | 0         | 223         | 1          | 0          | 0        | 0          | 0         | 0        |
| Other           | 1577                                 | 15               | 2        | 1        | 1           | 268         | 2         | 1246        | 21         | 18         | 0        | 0          | 1         | 2        |
| <b>Total</b>    | <b>13758</b>                         | <b>1257</b>      | <b>7</b> | <b>4</b> | <b>13</b>   | <b>3325</b> | <b>70</b> | <b>8628</b> | <b>218</b> | <b>205</b> | <b>2</b> | <b>0</b>   | <b>21</b> | <b>8</b> |

**Table 17b: Principal Source of Fuel for Cooking in Barolong District 2011 (%)**


| Villages        | Principal Source of Fuel for Cooking |                  |            |            |             |             |            |             |            |            |            |            |            |            |
|-----------------|--------------------------------------|------------------|------------|------------|-------------|-------------|------------|-------------|------------|------------|------------|------------|------------|------------|
|                 | Total                                | Electricity grid | Petrol     | Diesel     | Solar power | Gas (LPG)   | Bio gas    | Wood        | Paraffin   | Cow Dung   | Coal       | Crop waste | Charcoal   | Other      |
| Pitsane Siding  | 894                                  | 20.2             | 0.3        | 0.0        | 0.0         | 43.0        | 0.4        | 30.4        | 3.0        | 2.6        | 0.0        | 0.0        | 0.0        | 0.0        |
| Tihareseleele   | 174                                  | 5.2              | 0.0        | 0.0        | 0.0         | 29.3        | 0.0        | 56.3        | 1.7        | 7.5        | 0.0        | 0.0        | 0.0        | 0.0        |
| Pitsana-Potokwe | 192                                  | 3.6              | 0.0        | 0.0        | 1.0         | 34.4        | 0.0        | 57.8        | 2.6        | 0.5        | 0.0        | 0.0        | 0.0        | 0.0        |
| Rakhuna         | 355                                  | 9.0              | 0.0        | 0.0        | 0.0         | 16.9        | 0.3        | 64.5        | 2.8        | 6.5        | 0.0        | 0.0        | 0.0        | 0.0        |
| Dinatshana      | 115                                  | 3.5              | 0.0        | 0.0        | 2.6         | 20.9        | 0.0        | 70.4        | 2.6        | 0.0        | 0.0        | 0.0        | 0.0        | 0.0        |
| Ramatlabama     | 459                                  | 20.9             | 0.0        | 0.0        | 0.0         | 35.9        | 0.4        | 36.4        | 2.4        | 3.3        | 0.0        | 0.0        | 0.0        | 0.7        |
| Good Hope       | 1484                                 | 23.1             | 0.1        | 0.0        | 0.1         | 50.3        | 1.3        | 20.8        | 2.8        | 0.5        | 0.1        | 0.0        | 0.9        | 0.0        |
| Mokatako        | 344                                  | 8.4              | 0.0        | 0.0        | 0.0         | 8.7         | 0.3        | 80.5        | 1.5        | 0.6        | 0.0        | 0.0        | 0.0        | 0.0        |
| Tswanyaneng     | 173                                  | 1.7              | 0.0        | 0.0        | 0.0         | 17.3        | 0.0        | 78.6        | 1.2        | 0.6        | 0.0        | 0.0        | 0.6        | 0.0        |
| Metlojane       | 184                                  | 8.7              | 0.0        | 0.0        | 0.5         | 34.8        | 0.5        | 55.4        | 0.0        | 0.0        | 0.0        | 0.0        | 0.0        | 0.0        |
| Hebron          | 229                                  | 6.6              | 0.0        | 0.0        | 0.0         | 26.6        | 8.3        | 56.8        | 0.9        | 0.9        | 0.0        | 0.0        | 0.0        | 0.0        |
| Papatlo         | 119                                  | 0.0              | 0.0        | 0.0        | 0.0         | 31.1        | 0.0        | 62.2        | 2.5        | 4.2        | 0.0        | 0.0        | 0.0        | 0.0        |
| Phihitshwane    | 133                                  | 0.0              | 0.0        | 0.8        | 0.8         | 30.1        | 0.0        | 53.4        | 1.5        | 12.8       | 0.8        | 0.0        | 0.0        | 0.0        |
| Ditlharapa      | 162                                  | 0.0              | 0.0        | 0.0        | 0.0         | 21.0        | 0.0        | 75.9        | 2.5        | 0.0        | 0.0        | 0.0        | 0.6        | 0.0        |
| Kgoro           | 177                                  | 11.3             | 0.0        | 0.0        | 0.0         | 22.0        | 0.0        | 36.2        | 1.1        | 27.1       | 0.0        | 0.0        | 0.6        | 1.7        |
| Gathwane        | 304                                  | 14.1             | 0.0        | 0.0        | 0.0         | 22.7        | 0.0        | 58.2        | 2.0        | 3.0        | 0.0        | 0.0        | 0.0        | 0.0        |
| Digawana        | 707                                  | 19.9             | 0.0        | 0.0        | 0.1         | 33.5        | 0.1        | 44.8        | 0.3        | 1.1        | 0.0        | 0.0        | 0.0        | 0.0        |
| Magoriapitse    | 291                                  | 1.0              | 0.0        | 0.0        | 0.0         | 13.1        | 0.0        | 85.2        | 0.3        | 0.3        | 0.0        | 0.0        | 0.0        | 0.0        |
| Lejwana         | 129                                  | 8.5              | 0.0        | 0.0        | 0.0         | 27.1        | 0.0        | 59.7        | 4.7        | 0.0        | 0.0        | 0.0        | 0.0        | 0.0        |
| Mogojogojo      | 439                                  | 0.7              | 0.0        | 0.5        | 0.2         | 12.8        | 0.0        | 84.5        | 1.4        | 0.0        | 0.0        | 0.0        | 0.0        | 0.0        |
| Mmathethe       | 1898                                 | 5.7              | 0.1        | 0.0        | 0.0         | 14.8        | 0.4        | 77.4        | 1.2        | 0.2        | 0.0        | 0.0        | 0.2        | 0.0        |
| Mokgomane       | 351                                  | 3.4              | 0.0        | 0.0        | 0.0         | 6.6         | 0.3        | 88.6        | 0.9        | 0.3        | 0.0        | 0.0        | 0.0        | 0.0        |
| Pitshane Molopo | 594                                  | 14.0             | 0.0        | 0.0        | 0.2         | 31.0        | 0.0        | 52.0        | 2.2        | 0.7        | 0.0        | 0.0        | 0.0        | 0.0        |
| Sedibeng        | 163                                  | 2.5              | 0.0        | 0.0        | 0.0         | 17.2        | 0.0        | 80.4        | 0.0        | 0.0        | 0.0        | 0.0        | 0.0        | 0.0        |
| Tswaaneng       | 220                                  | 0.0              | 0.0        | 0.0        | 0.0         | 3.6         | 0.0        | 95.9        | 0.5        | 0.0        | 0.0        | 0.0        | 0.0        | 0.0        |
| Leporung        | 175                                  | 0.0              | 0.0        | 0.0        | 0.6         | 12.0        | 0.0        | 87.4        | 0.0        | 0.0        | 0.0        | 0.0        | 0.0        | 0.0        |
| Mmakgori        | 179                                  | 0.0              | 0.0        | 0.0        | 0.0         | 16.8        | 0.0        | 83.2        | 0.0        | 0.0        | 0.0        | 0.0        | 0.0        | 0.0        |
| Mabule          | 460                                  | 8.5              | 0.0        | 0.0        | 0.0         | 12.8        | 0.2        | 77.6        | 0.4        | 0.4        | 0.0        | 0.0        | 0.0        | 0.0        |
| Tshidilamolomo  | 213                                  | 1.4              | 0.0        | 0.0        | 0.0         | 13.1        | 0.0        | 85.0        | 0.5        | 0.0        | 0.0        | 0.0        | 0.0        | 0.0        |
| Metlobo         | 342                                  | 0.0              | 0.0        | 0.0        | 0.0         | 7.9         | 2.9        | 88.0        | 1.2        | 0.0        | 0.0        | 0.0        | 0.0        | 0.0        |
| Lorwana         | 282                                  | 12.8             | 0.0        | 0.0        | 0.0         | 30.9        | 0.0        | 53.9        | 2.5        | 0.0        | 0.0        | 0.0        | 0.0        | 0.0        |
| Sekhutlane      | 240                                  | 0.0              | 0.0        | 0.0        | 0.0         | 6.7         | 0.0        | 92.9        | 0.4        | 0.0        | 0.0        | 0.0        | 0.0        | 0.0        |
| Other           | 1577                                 | 1.0              | 0.1        | 0.1        | 0.1         | 17.0        | 0.1        | 79.0        | 1.3        | 1.1        | 0.0        | 0.0        | 0.1        | 0.1        |
| <b>Total</b>    | <b>13758</b>                         | <b>9.1</b>       | <b>0.1</b> | <b>0.0</b> | <b>0.1</b>  | <b>24.2</b> | <b>0.5</b> | <b>62.7</b> | <b>1.6</b> | <b>1.5</b> | <b>0.0</b> | <b>0.0</b> | <b>0.2</b> | <b>0.1</b> |

**Table 18a: Principal Source of Fuel for Heating in Barolong District 2011**

| Villages        | Principal Source of Fuel for Heating |                  |          |          |             |            |          |             |           |            |           |           |          |
|-----------------|--------------------------------------|------------------|----------|----------|-------------|------------|----------|-------------|-----------|------------|-----------|-----------|----------|
|                 | Total                                | Electricity grid | Petrol   | Diesel   | Solar power | Gas (LPG)  | Bio gas  | Wood        | Paraffin  | Cow Dung   | Coal      | Charcoal  | Other    |
| Pitsane Siding  | 506                                  | 173              | 1        | 0        | 0           | 10         | 1        | 298         | 1         | 19         | 1         | 2         | 0        |
| Tlhareseleele   | 113                                  | 7                | 0        | 0        | 0           | 1          | 0        | 98          | 1         | 4          | 0         | 1         | 1        |
| Pitsana-Potokwe | 181                                  | 15               | 0        | 0        | 2           | 2          | 0        | 160         | 0         | 2          | 0         | 0         | 0        |
| Rakhuna         | 155                                  | 29               | 0        | 0        | 0           | 2          | 0        | 123         | 0         | 1          | 0         | 0         | 0        |
| Dinatshana      | 112                                  | 5                | 0        | 0        | 3           | 2          | 2        | 100         | 0         | 0          | 0         | 0         | 0        |
| Ramatlabama     | 327                                  | 113              | 0        | 0        | 1           | 2          | 0        | 192         | 1         | 18         | 0         | 0         | 0        |
| Good Hope       | 1001                                 | 453              | 1        | 0        | 1           | 23         | 1        | 476         | 5         | 5          | 6         | 30        | 0        |
| Mokatako        | 301                                  | 34               | 0        | 0        | 0           | 1          | 0        | 260         | 2         | 1          | 3         | 0         | 0        |
| Tswanyaneng     | 150                                  | 2                | 0        | 0        | 1           | 6          | 0        | 138         | 2         | 1          | 0         | 0         | 0        |
| Metlojane       | 163                                  | 18               | 0        | 0        | 0           | 1          | 0        | 143         | 1         | 0          | 0         | 0         | 0        |
| Hebron          | 146                                  | 29               | 0        | 0        | 0           | 4          | 0        | 111         | 2         | 0          | 0         | 0         | 0        |
| Papatlo         | 101                                  | 0                | 0        | 0        | 0           | 4          | 0        | 92          | 0         | 5          | 0         | 0         | 0        |
| Phihitshwane    | 120                                  | 0                | 0        | 0        | 0           | 4          | 0        | 91          | 8         | 17         | 0         | 0         | 0        |
| Ditlharapa      | 143                                  | 0                | 1        | 0        | 0           | 2          | 0        | 138         | 2         | 0          | 0         | 0         | 0        |
| Kgoro           | 134                                  | 21               | 0        | 0        | 0           | 0          | 1        | 74          | 0         | 36         | 1         | 1         | 0        |
| Gathwane        | 273                                  | 44               | 0        | 0        | 0           | 0          | 0        | 220         | 2         | 7          | 0         | 0         | 0        |
| Digawana        | 626                                  | 155              | 0        | 0        | 1           | 0          | 0        | 461         | 2         | 6          | 1         | 0         | 0        |
| Magoriapitse    | 279                                  | 1                | 0        | 0        | 0           | 2          | 0        | 272         | 4         | 0          | 0         | 0         | 0        |
| Lejwana         | 112                                  | 2                | 0        | 0        | 1           | 1          | 0        | 104         | 3         | 0          | 0         | 1         | 0        |
| Mogojogojo      | 395                                  | 6                | 0        | 0        | 0           | 3          | 0        | 385         | 1         | 0          | 0         | 0         | 0        |
| Mmathethe       | 1741                                 | 134              | 1        | 0        | 1           | 3          | 1        | 1588        | 7         | 3          | 3         | 0         | 0        |
| Mokgomane       | 191                                  | 17               | 0        | 0        | 1           | 1          | 0        | 172         | 0         | 0          | 0         | 0         | 0        |
| Pitshane Molopo | 535                                  | 79               | 0        | 0        | 0           | 0          | 0        | 452         | 0         | 3          | 1         | 0         | 0        |
| Sedibeng        | 145                                  | 18               | 0        | 0        | 0           | 2          | 0        | 125         | 0         | 0          | 0         | 0         | 0        |
| Tswaaneng       | 214                                  | 2                | 0        | 0        | 0           | 0          | 0        | 211         | 1         | 0          | 0         | 0         | 0        |
| Leporung        | 175                                  | 0                | 2        | 0        | 0           | 13         | 0        | 158         | 1         | 0          | 1         | 0         | 0        |
| Mmakgori        | 172                                  | 0                | 0        | 0        | 0           | 0          | 0        | 172         | 0         | 0          | 0         | 0         | 0        |
| Mabule          | 350                                  | 57               | 0        | 0        | 0           | 3          | 0        | 289         | 0         | 1          | 0         | 0         | 0        |
| Tshidilamolomo  | 199                                  | 3                | 0        | 0        | 0           | 1          | 0        | 193         | 1         | 0          | 0         | 1         | 0        |
| Metlobo         | 333                                  | 0                | 0        | 0        | 1           | 1          | 0        | 330         | 1         | 0          | 0         | 0         | 0        |
| Lorwana         | 247                                  | 45               | 0        | 0        | 0           | 0          | 0        | 200         | 2         | 0          | 0         | 0         | 0        |
| Sekhutlane      | 153                                  | 0                | 0        | 0        | 0           | 0          | 0        | 153         | 0         | 0          | 0         | 0         | 0        |
| Other           | 1194                                 | 26               | 2        | 0        | 6           | 16         | 0        | 1116        | 11        | 14         | 1         | 1         | 1        |
| <b>Total</b>    | <b>10987</b>                         | <b>1488</b>      | <b>8</b> | <b>0</b> | <b>19</b>   | <b>110</b> | <b>6</b> | <b>9095</b> | <b>61</b> | <b>143</b> | <b>18</b> | <b>37</b> | <b>2</b> |

**Table 18b: Principal Source of Fuel for Heating in Barolong District 2011 (%)**

| Villages        | Principal Source of Fuel for Heating |                  |            |            |             |            |            |             |            |            |            |            |            |
|-----------------|--------------------------------------|------------------|------------|------------|-------------|------------|------------|-------------|------------|------------|------------|------------|------------|
|                 | Total                                | Electricity grid | Petrol     | Diesel     | Solar power | Gas (LPG)  | Bio gas    | Wood        | Paraffin   | Cow Dung   | Coal       | Charcoal   | Other      |
| Pitsane Siding  | 506                                  | 34.2             | 0.2        | 0.0        | 0.0         | 2.0        | 0.2        | 58.9        | 0.2        | 3.8        | 0.2        | 0.4        | 0.0        |
| Tlhareseleele   | 113                                  | 6.2              | 0.0        | 0.0        | 0.0         | 0.9        | 0.0        | 86.7        | 0.9        | 3.5        | 0.0        | 0.9        | 0.9        |
| Pitsana-Potokwe | 181                                  | 8.3              | 0.0        | 0.0        | 1.1         | 1.1        | 0.0        | 88.4        | 0.0        | 1.1        | 0.0        | 0.0        | 0.0        |
| Rakhuna         | 155                                  | 18.7             | 0.0        | 0.0        | 0.0         | 1.3        | 0.0        | 79.4        | 0.0        | 0.6        | 0.0        | 0.0        | 0.0        |
| Dinatshana      | 112                                  | 4.5              | 0.0        | 0.0        | 2.7         | 1.8        | 1.8        | 89.3        | 0.0        | 0.0        | 0.0        | 0.0        | 0.0        |
| Ramatlabama     | 327                                  | 34.6             | 0.0        | 0.0        | 0.3         | 0.6        | 0.0        | 58.7        | 0.3        | 5.5        | 0.0        | 0.0        | 0.0        |
| Good Hope       | 1001                                 | 45.3             | 0.1        | 0.0        | 0.1         | 2.3        | 0.1        | 47.6        | 0.5        | 0.5        | 0.6        | 3.0        | 0.0        |
| Mokatako        | 301                                  | 11.3             | 0.0        | 0.0        | 0.0         | 0.3        | 0.0        | 86.4        | 0.7        | 0.3        | 1.0        | 0.0        | 0.0        |
| Tswanyaneng     | 150                                  | 1.3              | 0.0        | 0.0        | 0.7         | 4.0        | 0.0        | 92.0        | 1.3        | 0.7        | 0.0        | 0.0        | 0.0        |
| Metlojane       | 163                                  | 11.0             | 0.0        | 0.0        | 0.0         | 0.6        | 0.0        | 87.7        | 0.6        | 0.0        | 0.0        | 0.0        | 0.0        |
| Hebron          | 146                                  | 19.9             | 0.0        | 0.0        | 0.0         | 2.7        | 0.0        | 76.0        | 1.4        | 0.0        | 0.0        | 0.0        | 0.0        |
| Papatlo         | 101                                  | 0.0              | 0.0        | 0.0        | 0.0         | 4.0        | 0.0        | 91.1        | 0.0        | 5.0        | 0.0        | 0.0        | 0.0        |
| Phihitshwane    | 120                                  | 0.0              | 0.0        | 0.0        | 0.0         | 3.3        | 0.0        | 75.8        | 6.7        | 14.2       | 0.0        | 0.0        | 0.0        |
| Ditlharapa      | 143                                  | 0.0              | 0.7        | 0.0        | 0.0         | 1.4        | 0.0        | 96.5        | 1.4        | 0.0        | 0.0        | 0.0        | 0.0        |
| Kgoro           | 134                                  | 15.7             | 0.0        | 0.0        | 0.0         | 0.0        | 0.7        | 55.2        | 0.0        | 26.9       | 0.7        | 0.7        | 0.0        |
| Gathwane        | 273                                  | 16.1             | 0.0        | 0.0        | 0.0         | 0.0        | 0.0        | 80.6        | 0.7        | 2.6        | 0.0        | 0.0        | 0.0        |
| Digawana        | 626                                  | 24.8             | 0.0        | 0.0        | 0.2         | 0.0        | 0.0        | 73.6        | 0.3        | 1.0        | 0.2        | 0.0        | 0.0        |
| Magoriapitse    | 279                                  | 0.4              | 0.0        | 0.0        | 0.0         | 0.7        | 0.0        | 97.5        | 1.4        | 0.0        | 0.0        | 0.0        | 0.0        |
| Lejwana         | 112                                  | 1.8              | 0.0        | 0.0        | 0.9         | 0.9        | 0.0        | 92.9        | 2.7        | 0.0        | 0.0        | 0.9        | 0.0        |
| Mogojogojo      | 395                                  | 1.5              | 0.0        | 0.0        | 0.0         | 0.8        | 0.0        | 97.5        | 0.3        | 0.0        | 0.0        | 0.0        | 0.0        |
| Mmathethe       | 1741                                 | 7.7              | 0.1        | 0.0        | 0.1         | 0.2        | 0.1        | 91.2        | 0.4        | 0.2        | 0.2        | 0.0        | 0.0        |
| Mokgomane       | 191                                  | 8.9              | 0.0        | 0.0        | 0.5         | 0.5        | 0.0        | 90.1        | 0.0        | 0.0        | 0.0        | 0.0        | 0.0        |
| Pitshane Molopo | 535                                  | 14.8             | 0.0        | 0.0        | 0.0         | 0.0        | 0.0        | 84.5        | 0.0        | 0.6        | 0.2        | 0.0        | 0.0        |
| Sedibeng        | 145                                  | 12.4             | 0.0        | 0.0        | 0.0         | 1.4        | 0.0        | 86.2        | 0.0        | 0.0        | 0.0        | 0.0        | 0.0        |
| Tswaaneng       | 214                                  | 0.9              | 0.0        | 0.0        | 0.0         | 0.0        | 0.0        | 98.6        | 0.5        | 0.0        | 0.0        | 0.0        | 0.0        |
| Leporung        | 175                                  | 0.0              | 1.1        | 0.0        | 0.0         | 7.4        | 0.0        | 90.3        | 0.6        | 0.0        | 0.6        | 0.0        | 0.0        |
| Mmakgori        | 172                                  | 0.0              | 0.0        | 0.0        | 0.0         | 0.0        | 0.0        | 100.0       | 0.0        | 0.0        | 0.0        | 0.0        | 0.0        |
| Mabule          | 350                                  | 16.3             | 0.0        | 0.0        | 0.0         | 0.9        | 0.0        | 82.6        | 0.0        | 0.3        | 0.0        | 0.0        | 0.0        |
| Tshidilamolomo  | 199                                  | 1.5              | 0.0        | 0.0        | 0.0         | 0.5        | 0.0        | 97.0        | 0.5        | 0.0        | 0.0        | 0.5        | 0.0        |
| Metlobo         | 333                                  | 0.0              | 0.0        | 0.0        | 0.3         | 0.3        | 0.0        | 99.1        | 0.3        | 0.0        | 0.0        | 0.0        | 0.0        |
| Lorwana         | 247                                  | 18.2             | 0.0        | 0.0        | 0.0         | 0.0        | 0.0        | 81.0        | 0.8        | 0.0        | 0.0        | 0.0        | 0.0        |
| Sekhutlane      | 153                                  | 0.0              | 0.0        | 0.0        | 0.0         | 0.0        | 0.0        | 100.0       | 0.0        | 0.0        | 0.0        | 0.0        | 0.0        |
| Other           | 1194                                 | 2.2              | 0.2        | 0.0        | 0.5         | 1.3        | 0.0        | 93.5        | 0.9        | 1.2        | 0.1        | 0.1        | 0.1        |
| <b>Total</b>    | <b>10987</b>                         | <b>13.5</b>      | <b>0.1</b> | <b>0.0</b> | <b>0.2</b>  | <b>1.0</b> | <b>0.1</b> | <b>82.8</b> | <b>0.6</b> | <b>1.3</b> | <b>0.2</b> | <b>0.3</b> | <b>0.0</b> |



**STATISTICS BOTSWANA**

